

VANDERBILT®



VANDERBILT

SEUM



2012-13 FACTBOOK

VANDERBILT®



2012-13 Basketball



Rod Odom
F • 6-9 • 207 • Jr.
Central Islip, N.Y.



Eric McClellan
G • 6-4 • 180 • So.
Austin, Texas




Kedren Johnson
G • 6-4 • 215 • So.
Lewisburg, Tenn.




Nathan Watkins
G • 6-5 • 190 • Fr.
Brentwood, Tenn.



Kyle Fuller
G • 6-1 • 180 • Jr.
Moreno Valley, Calif.




Carter Josephs
G • 5-10 • 165 • Fr.
San Antonio, Texas



Kevin Bright
G • 6-5 • 210 • Fr.
Uln, Germany



A.J. Astroth
G • 6-6 • 200 • Fr.
Tampa, Fla.



Sheldon Jeter
F • 6-7 • 215 • Fr.
Beaver Falls, Pa.



Dai-Jon Parker
G • 6-3 • 190 • So.
Baton Rouge, La.



Shelby Moats
F • 6-8 • 225 • So.
Waconia, Minn.



James Slakam
F • 6-7 • 210 • So.
Douala, Cameroon



Josh Henderson
C • 6-11 • 220 • So.
Roanoke, Va.



Kevin Stallings
Head Coach



David Cason
Assistant Coach



Brad Frederick
Assistant Coach



Tom Richardson
Assistant Coach



Dan Cage
Director of Operations



TABLE OF CONTENTS

Media Information

Athletic Communications Staff.....	2
Credential, Interview and Blogging Policy..	3

2012-13 Commodores

Season Outlook.....	4-5
Quick Facts.....	6
Roster.....	7

Player Information

Kyle Fuller.....	8
Josh Henderson.....	8
Kedren Johnson.....	9
Eric McClellan.....	9
Shelby Moats.....	10
Rod Odom.....	10-11
Dai-Jon Parker.....	12
A.J. Astroth.....	12
Kevin Bright.....	13
Sheldon Jeter.....	13
Carter Josephs.....	13
Nathan Watkins.....	13

Game-by-Game Stats

Kyle Fuller.....	14
Josh Henderson.....	14
Kedren Johnson.....	14
Eric McClellan.....	15
Shelby Moats.....	15
Rod Odom.....	15
Dai-Jon Parker.....	16
James Siakam.....	16

Vanderbilt Coaching Staff

Head Coach Kevin Stallings.....	17-22
David Cason and Brad Frederick.....	23
Tom Richardson and Dan Cage.....	24
Support Staff.....	25

University Administration

Chancellor Nicholas S. Zeppos.....	26
Vice Chancellor for Student Affairs and Athletics, David Williams II.....	27

2011-12 Season Review

2012-13 Preseason Notes.....	28
Departed Players.....	29-31
2011-12 Overall Statistics.....	32
2011-12 Results.....	33
2011-12 Game-by-Game Stats.....	34
Miscellaneous Statistics.....	35
2011-12 Recaps.....	36-47
2011-12 SEC Standings.....	48

Vanderbilt Basketball History

Commodore Timeline.....	49-51
Postseason History.....	52-53
Vanderbilt Coaches.....	54
NCAA Boxscores.....	55-58
NCAA Teams.....	59-63
SEC Championship Teams.....	63-64
NIT Boxscores.....	65-69
NIT Teams.....	70-71
Honors and Awards.....	72-74
1,000 Point Scorers.....	75-77
Commodores in the Pros.....	78-79
Vanderbilt Lettermen.....	80-81
Lettermen by Jersey Number.....	82
Vanderbilt in the AP Poll.....	83
Vanderbilt vs. Ranked Opponents.....	84-85

Vanderbilt Records

Scoring Marks.....	86-87
30-Plus Point/Game Scorers.....	88
Field Goal Shooting Marks.....	89
3-Point Field Goal Shooting Marks.....	90
Free Throw Shooting Marks.....	91
Rebounding Marks.....	92
Vanderbilt Assist Marks.....	93
Vanderbilt Steal & Block Marks.....	94
Single Game Scoring Marks.....	95
100-Point Games.....	95
List of Overtime Games.....	96
Margins of Victory & Defeat.....	96
Postseason Marks.....	97

Memorial Gym Records

Memorial Gym Marks.....	98-99
-------------------------	-------

Team Statistics and Records

All-Time Annual Team Statistics.....	100-101
Annual Team Records.....	102
Annual Year-by-Year Records.....	103-114

Series Records

Series Records vs. All Opponents.....	115
Game by Game Results vs. Opponents.....	116-123
Vs. The Conferences.....	124-125

Opponent Information

Non-Conference Opponents.....	126
SEC Opponents.....	127

Composite Schedule

SEC Only Composite Schedule.....	128
----------------------------------	-----

vucommodores.com

For more information on Vanderbilt athletics, please visit vucommodores.com for the latest in news, videos, blogs, statistics, and scores.

Credits

On The Cover
Memorial Gym

Writing and Design

Andy Boggs and Vanderbilt Creative Services

Contributors

Brandon Barca, Weston Pletcher, Larry Leathers, Ryan Schulz, Chris Weinman, and Rod Williamson

Photography

Most of the images are the work of John Russell and Joe Howell, Vanderbilt University Photographers. Other images were provided by the late Neil Brake, Paul S. Levy, David Coyle, Todd Drexler, Daniel DuBois, Steve Green, Carol Hamlett, Leslie Fisher, Don Jones, Mike Strasinger, and NBA/Getty Images.

Printing

Franklin Graphics

Special Thanks

Josh Ambrose of Franklin Graphics



MEDIA INFORMATION

GameDay Media Policies

Credentials

The Vanderbilt Athletic Communications office issues season media credentials to authorized full-time or specified representatives of media outlets who cover Vanderbilt basketball on a regular basis. Single-game credentials also will be available for media who cover the team less frequently, should space allow. Please e-mail or fax credential requests on company letterhead to the attention of men's basketball contact, Andy Boggs.

Credential Pick-Up

Credentials are available for pick-up at "Media Will Call" located near the playing floor at Memorial Gymnasium. Media wishing to access "Media Will Call" should enter the service tunnel located at the end of Lot 71 behind the outfield wall of Vanderbilt's Hawkins Field baseball stadium. Proceed through the tunnel until you arrive at the "Media Will Call" table. If enough advance notice is given, credentials can be mailed or sent via next-day carrier at the expense of the media organization making the request.

Media Parking

Media parking is located inside the 25th Avenue parking garage located at the corner of 25th Avenue and Jess Neely Drive. After parking, please enter Memorial Gymnasium through the service tunnel entrance located at the end of Lot 71 behind the outfield wall of Vanderbilt's Hawkins Field baseball stadium. Vehicles parked in Lot 71 without the proper parking pass will be towed.

Media Seating

Media covering Vanderbilt basketball games are seated at various locations inside Memorial Gymnasium. 1.) A select number of seats are available on the floor, usually reserved for Nashville beatwriters and radio crews from both schools. 2.) An additional 20 seats are available inside Suite C located on the northside concourse, reserved for media following the visiting team and Nashville radio and television media. 3.) More than 40 seats are available in the third-level pressbox for additional media seating needs.

Media Workroom

Memorial Gymnasium's media workroom is located in the northeast corner of the facility, nearest the opponents' bench. This room will serve as a place for pregame meals as well as an area for the media to work after the game. The room is equipped with both telephone and data ports.

General Communications Possibilities

Media sitting in any location inside Memorial Gymnasium have access to the Internet via wireless connection. If you do not have capabilities for such access, please contact Andy Boggs days prior to your arrival at Memorial Gymnasium. A select number of data lines are available.

A limited number of phones are available for local and calling card calls. Please contact a member of the media relations staff if you need your own phone.

Postgame Interview Format

The Vanderbilt locker room is closed to media following the game. After a 10-minute cooling off period, Coach Stallings will hold a press conference in the postgame media interview room located near the pregame meal room in the southwest corner of Memorial Gym. After Coach Stallings, the opposing head coach will be brought to the interview room, followed by requested Vanderbilt players. Please make your player requests to the Vanderbilt Athletic Communications Office.

Athletic Communications Staff



Andy Boggs
MBB Contact/
Assistant Director



Brandon Barca
vucommodores.com



Larry Leathers
Assistant Director



Kyle Parkinson
Assistant Director



Michael Scholl
Assistant Director



Ryan Schulz
vucommodores.com



Chris Weinman
Assistant Director



Rod Williamson
Director of
Communications



Weston Pletcher
Communications
Intern

STAFF PHONE NUMBERS

OFFICE: (615) 322-4121 • FAX: (615) 343-7064 • PRESS ROW: (615) 320-0436

SID CONTACT INFORMATION

Andy Boggs _____ 343-1847 (W) _____ andy.boggs@vanderbilt.edu
Larry Leathers _____ 343-6437 (W) _____ larry.leathers@vanderbilt.edu
Kyle Parkinson _____ 343-0020 (W) _____ kyle.parkinson@vanderbilt.edu
Michael Scholl _____ 343-5823 (W) _____ michael.scholl@vanderbilt.edu
Ryan Schulz _____ 343-4396 (W) _____ ryan.schulz@vanderbilt.edu
Chris Weinman _____ 343-0019 (W) _____ chris.weinman@vanderbilt.edu
Rod Williamson _____ 322-4051 (W) _____ rod.williamson@vanderbilt.edu
Weston Pletcher _____ 322-4121 (W) _____ weston.pletcher@vanderbilt.edu

STAFF MAILING ADDRESSES

PO Box 129001
Nashville, TN 37212

2601 Jess Neely Drive
Nashville, TN 37212



MEDIA INFORMATION

Road Interview Policy

Vanderbilt's locker room will be closed to the media at road venues. Following a cooling off period, Coach Stallings and selected Commodore players will be available outside of the Vanderbilt locker room or in a formal postgame press conference at the discretion of the home SID.

Radio

The Voice of the Commodores **Joe Fisher (15th season)** and former Vanderbilt player **Tim Thompson (12th season)** will have the call courtside for Vanderbilt.

For visiting radio crews, ISDN and telephone lines are provided. A limited number of telephone lines are available at the various media seating locations throughout the gymnasium.

GENERAL MEDIA POLICIES

Interviewing the Commodores

Please coordinate all requests for player and coach interviews through Vanderbilt men's basketball athletic communications director Andy Boggs at least 24 hours in advance. Media should not contact a player or coach directly.

Practice Coverage

Vanderbilt players and coaches are available for interviews prior to practices on designated days. Practice schedules are sent via e-mail to media multiple times each week during the season to help facilitate coverage. Contact Andy Boggs if you wish to receive these updates. Player interviews typically begin 45 minutes before practice at Memorial Gymnasium. Interviews with Coach Kevin Stallings follow. Gameday walk-throughs are closed to the media at both Memorial Gymnasium and all road venues.

Weekly Teleconference

The Southeastern Conference will conduct a men's basketball coaches teleconference once each week during the league schedule. The teleconferences take place on Mondays, starting Jan. 7, and conclude March 11. Please contact either the Vanderbilt or SEC Media Relations offices for the teleconference phone number.

SCHEDULE (ALL TIMES CT)

Kevin Stallings (Vanderbilt)	10 a.m.
Billy Donovan (Florida)	10:07 a.m.
Frank Martin (South Carolina)	10:14 a.m.
Mark Fox (Georgia)	10:21 a.m.
Johnny Jones (LSU)	10:28 a.m.
John Calipari (Kentucky)	10:35 a.m.
Cuonzo Martin (Tennessee)	10:42 a.m.
Mike Anderson (Arkansas)	10:49 a.m.
Anthony Grant (Alabama)	10:56 a.m.
Tony Barbee (Auburn)	11:03 a.m.
Andy Kennedy (Ole Miss).....	11:10 a.m.
Rick Ray (Miss. State).....	11:17 a.m.

www.VUCommodores.com

The official web site of Vanderbilt Student Athletics has all of your information needs. Pregame notes, including updated statistics, can be easily downloaded in PDF format. Following each contest is a game summary, boxscore, and postgame notes and quotes.

Photography

All photographers are restricted to the designated areas along the baseline opposite the home and visitor benches and must sign an affidavit agreeing to the SEC's new policy concerning photography. Strobe lights may not be installed in Memorial Gymnasium without permission from the Vanderbilt Athletic Communications office. When using photo images provided by the Vanderbilt Athletic Communications office, please credit: Vanderbilt Photography.

BLOGGING POLICY

The following is a set of guidelines that the Vanderbilt University Athletic Communications Office will use as a basis for issuing media credentials to independent online media representatives (bloggers). Overall, Vanderbilt University strives to work with individuals who adhere to professional standards, demonstrate transparency in their operations, and regularly produce quality content. While what follows shall serve as a guideline, they may be altered for certain events when necessary and are subject to regulations set forth by the Southeastern Conference and/or the NCAA.

- Individuals associated with a web-only media outlet may apply for credentials on a game-by-game basis unless otherwise specified. Requests for credentials must be sent via e-mail, fax or in writing to the requested Athletic Communications Director and be received at least three (3) business days prior to the event. Request should include applicant's legal name, company or blog they are representing, a mailing address and website address.
- The Athletic Communications Office requires that a requesting outlet possess its own domain name (.com, .net, etc.) and will not accept requests from sites based on free services (blogspot, wordpress, etc.).
- First time applicants must submit traffic/subscriber data from an independent source in order to be considered. **Sites with fewer than 25,000 legitimate unique visitors per month are not eligible for football or men's basketball credentialing.** Sites with fewer than 7,500 legitimate unique visitors per month are not eligible for women's basketball credentialing.
- In the interest of protecting the Vanderbilt University fan base, we require that all applicants that give users ability to submit comments and/or place cookies on user's computers supply a privacy policy that describes in full how the data collected through such activities is used or disseminated.
- Athletic Communications seeks to perpetuate the program and sport being credentialled and therefore prefers to work with online media outlets with an established track record covering our school, our conference or the requested sport. In the request, please provide a short summary of previous relevant experience, if any.
- As a general guideline, we would like to work with outlets that have been in continuous operation for at least 3-6 months. Additionally, an average of 3-5 substantive postings per week is expected in season from applicant web sites.
- Obtaining media credentials is an opportunity to interview players and team officials for legitimate media purposes only. Bloggers who are granted access to the press box and other areas inside the venue are expected to act professionally and adhere to all SEC and NCAA-mandated media guidelines at all times.
- The standard of professionalism also extends to content posted on the requesting website, whether posted by the requester, user or other agent. Profanity, racial or sexual comments will not be tolerated from credentialled outlets.
- No credentials will be issued to individuals under the age of 18.
- Vanderbilt University reserves the right of its personnel to deny or revoke credentials without notice and an individual shall surrender their credential upon request for violating the policies and/or safety procedures of security personnel, Vanderbilt University, the Southeastern Conference, or the NCAA.



SEASON OUTLOOK

Talented, but unproven. Those three words sum up the 2012-13 Vanderbilt men's basketball campaign for head coach Kevin Stallings, who enters his 14th season at the helm of the Commodores.

The longtime mentor saw three of his five starters from his 2012 25-win, SEC Tournament Championship team get drafted in the first 31 selections of the NBA Draft in June (Festus Ezeli, John Jenkins, Festus Ezeli), with the other two (Lance Goulbourne, Brad Tinsley) and his top reserve off of the bench (Steve Tchiengang) also lost due to graduation. In all, 88% of the team's offensive production from last season must be replaced, and the team's leading returning scorer, sophomore point guard Kedren Johnson, averaged 3.1 points per game, the lowest returning point total in the SEC, with the 2012-13 team also having no seniors and only two juniors.

If anyone is up to the challenge, it is Stallings and his experienced staff. Stallings has had quite the run for the last eight seasons, posting seven 20-win campaigns, the most in school history, appearing in six NCAA tournaments and two Sweet 16's. His 2010, 2011, and 2012 teams became the first to advance to three consecutive tournaments in school history, and the aforementioned NBA Draft picks marked the first time in the history of the program that two Vanderbilt players were chosen in the first round, and only the second time that the Commodores have had three players selected in the entire draft.

Stallings explains that his new group of guys have worked hard in the summer, and he is looking forward to what comes out of the fall practices.

"We've tried to attack a lot of skill development things in the summer and I think that will pay dividends when we start with the scheme things, because they'll be better basketball players as a result of what we've done," said Stallings. "I'm not prepared, or qualified even, to say that our strength will be defense, or offense, or shooting, or passing. I truly don't have enough of a feel for this group and these guys."

Guards

Sophomore **Kedren Johnson** and junior **Kyle Fuller** will have a shot at the starting point guard position, while sophomore **Dai-Jon Parker** and freshmen **Kevin Bright** and **A.J. Astroth** will vie for time at the two guard spot.

Johnson is the Commodores' leading scorer from 2011-12, playing in all 36 games and averaging 3.1 points per game. The Lewisburg, Tenn., native also saw significant playing time towards the end of the 2011-12 season, and made the go-ahead bucket against Kentucky in the SEC Tournament Championship game in New Orleans. Johnson, a prolific scoring point guard at nearby Marshall County High School, will be called upon to make up for some of the scoring that departed from a year ago.

Fuller, who started a game last season and has played in 52 career games in his career, has worked hard on his body and his game in the offseason, leaning out and drastically improving his outside shot. The 6'1 guard from Moreno Valley, Calif., averaged 0.9 points per game in 2011-12.

At the off-guard position, 6'3 sophomore Dai-Jon Parker returns with the most experience at the position. Parker played in all 36 games and averaged 1.7 points per contest. A strong defensive



Sophomore Kedren Johnson played significant minutes down the stretch last season as a freshman.



SEASON OUTLOOK



Junior forward Rod Odom returns to anchor the Commodore frontcourt.

presence, the Baton Rouge, La., native will be called on to be more of a scoring threat this season.

Freshman guards Kevin Bright and A.J. Astroth will also compete for time at the two-guard position, and may get a chance for some time at small forward. The 6'5 Bright, from Mannheim, Germany, was a member of the 2012 Under 20/21 German National team that placed fifth in the European Championship, and averaged 14.7 points, 7.6 rebounds, 3.4 assists, 1.2 blocks, and 1.3 steals in his last season at the Urspring Basketball Academy.

The 6'6 Astroth, from Tampa, Fla., averaged 22 points, 7.5 rebounds, 4.5 assists, and 3.4 steals for his Wharton High School team in his senior season, and was a first-team all-Hillsborough County selection in his junior and senior seasons and was a second-team all-state team member in his senior year.

Sophomore point guard Eric McClellan transferred from Tulsa in the summer and will redshirt this season and have three years of eligibility remaining. McClellan averaged 8.5 points, 2.5 rebounds and 2.2 assists in 23.1 minutes per game in 30 contests for the Golden Hurricane last year.

Walk-on guards Carter Josephs and Nathan Watkins also joined the team this summer.

Forwards

Junior 6'9 forward **Rod Odom** leads the Commodores' group of frontcourt players in 2012-13 after playing in all 36 games a year ago and making two starts. Odom averaged 2.4 points and 2.0 rebounds per contest.

Odom, from Central Islip, N.Y., has added size to his 6'9 frame, and has been a force in early workouts for the Commodores. Odom possesses a solid perimeter game, and has worked on getting to the rim to round out his game in the offseason. He could also see some time at the five position.

The other returning forwards include 6'8 sophomore **Shelby Moats** and 6'7 redshirt sophomore **James Siakam**. Moats, who played in 16 games a year ago, has made tremendous strides in the summer, both on and off the floor, and will be called upon to score from the outside and be a physical presence around the basket.

Siakam, from Douala, Cameroon, has tremendous athletic ability and can be a force on the glass rebounding the basketball. He played in 15 games a year ago.

Freshman **Sheldon Jeter** will also contribute in the frontcourt for Vanderbilt in 2012-13. Jeter, at 6'7, is from Beaver Falls, Pa., and was a first-team All-State selection, while also being named the Pittsburgh Post Gazette and Pittsburgh Tribune Review Player of the Year as a senior when he averaged 22 points, 12 rebounds, five assists, two blocks, and two steals.

Center

Redshirt sophomore **Josh Henderson** is the lone center on the roster at 6'11. Henderson, from Roanoke, Va., played in only eight games a year ago because of a stress fracture in his foot. After surgery in the summer, Henderson hopes to be ready by the beginning of the season.

Henderson averaged 2.6 points and 2.9 rebounds in those eight games backing up Festus Ezeli in 2011-12.



2012-13 QUICK FACTS

Quick Facts

Location.....Nashville, Tenn.
 Founded.....1873
 Conference.....Southeastern (East)
 Enrollment.....6,738
 Nickname.....Commodores
 Colors.....Black and Gold
 Home Arena.....Memorial Gymnasium (14,316)
 Chancellor.....Nicholas Zeppos
 Vice Chancellor.....David Williams II
 Faculty Rep.....Richard McCarty

Basketball Staff

Head Coach.....Kevin Stallings
 Record Overall.....384-222 (19)
 Record at Vanderbilt.....261-159 (13)
 Assistant Coaches.....David Cason, Brad Frederick, Tom Richardson,
 Director of Operations.....Dan Cage
 Athletic Trainer.....Shannon Gordon
 Academic Counselor.....Neal Clark
 Administrative Assistant.....TBA
 Strength and Conditioning Coach.....Curtis Turner
 Office Number.....(615) 322-6530

Athletic Communications

Men's Basketball SID.....Andy Boggs
 Media Relations Address.....2601 Jess Neely Dr.
Nashville, TN 37212
 Office Phone.....(615) 343-1847
 Office Fax.....(615) 343-7064
 E-Mail.....Andy.Boggs@Vanderbilt.edu
 Memorial Gym Press Row.....(615) 320-0436
 Internet Site.....www.VUCommodores.com
 Twitter Feed.....@VandyMBB

History

Overall record.....1,500-1,045
 NCAA Tournament Appearances.....13
 Tournament Record.....10-14 (.416)
 Total Tournament Games.....24
 Last Appearance.....2012; Lost to Wisconsin
in the Third Round of East Regional
 Best Finishes at NCAA's.....Elite 8 (1965: field of 23)
Sweet 16 (1988, 1993: field of 64; 2004, 2007: field of 65)
 NIT Appearances.....11 (1983, 1987, 1990, 1992, 1994
1996, 1998, 2000, 2002, 2005, 2006)
 NIT Record.....18-11 (.621)
 Total NIT Games.....29
 Last Appearance.....2006; Lost at Notre Dame in First Round
 Best Finishes at NIT.....Champion (1990); Runner-Up (1994)

Team Information

2011-12 Record.....25-11
 SEC Record/Finish.....10-6/3rd; Tournament Champions
 Home Record.....13-5
 Away Record.....6-5
 Neutral Record.....6-1
 Postseason.....Defeated Harvard, 79-70, in 2nd Round of East Regional;
Lost to Wisconsin, 60-57, in 3rd Round
 Final AP Ranking.....20th
 Starters Returning/Lost.....0/5
 Letterwinners Returning/Lost.....7/8
 Newcomers.....6

Returning Players (2011-12 averages)

Name	P	Ht	Wt	CL	Pts	Rebs	A/B/S
Kedren Johnson	G	6'4	215	So.	3.1	1.2	1.8a
Josh Henderson	C	6'11	220	So.	2.6	2.9	0.6a
Rod Odom	F	6'9	210	Jr.	2.4	2.0	0.5a
Dai-Jon Parker	G	6'3	190	So.	1.7	1.0	0.7a
Kyle Fuller	G	6'1	180	So.	0.9	0.9	0.9a
Shelby Moats	F	6'8	225	So.	0.5	0.9	0.3a
James Siakam	F	6'7	210	So.	0.5	0.2	0.1b

Letterwinners Lost

Name	P	Ht	Wt	CL	Pts	Rebs	A/B/S
John Jenkins	G	6'4	215	Jr.	19.9	2.9	1.2a
Jeffery Taylor	F	6'7	225	Sr.	16.1	5.6	1.7a
Festus Ezeli	C	6'11	255	Sr.	10.1	5.9	2.0b
Brad Tinsley	G	6'3	210	Sr.	9.0	2.6	4.1a
Lance Goulbourne	F	6'8	225	Sr.	8.7	6.9	1.5s
Steve Tchiengang	F	6'9	240	Sr.	3.4	3.3	0.5a
Jordan Smart	G	6'7	200	Jr.	1.3	0.4	0.0a
Aaron Noll	F	6'7	220	Sr.	0.0	0.3	0.0a

Newcomers

Names	Ht	Wt	Hometown	Previous School
A.J. Astroth	6'6	200	Tampa, Fla.	Wharton HS
Kevin Bright	6'5	210	Mannheim, Germany	Urspring Academy
Sheldon Jeter	6'7	215	Beaver Falls, Pa.	Beaver Falls HS
Carter Josephs	5'10	165	San Antonio, Texas	Tom C. Clark HS
Eric McClellan	6'4	181	Austin, Texas	University of Tulsa*
Nathan Watkins	6'5	190	Brentwood, Tenn.	Ensworth School

*Transfer, will sit out 2012-13 season



2012-13 ROSTER

2012-13 Roster

No.	Name	Pos.	Ht.	Wt.	Cl.-Yr	Hometown (Previous School)
0	Rod Odom	F	6-9	212	Jr.-3rd	Central Islip, N.Y. (Middlesex School (Mass.))
1	Eric McClellan	G	6-4	180	So.-2nd	Austin, Texas (University of Tulsa)
2	Kedren Johnson	G	6-4	215	So.-2nd	Lewisburg, Tenn. (Marshall County)
10	Nathan Watkins	G	6-5	190	Fr.-1st	Brentwood, Tenn. (Ensworth School)
11	Kyle Fuller	G	6-1	180	Jr.-3rd	Moreno Valley, Calif. (Rancho Verde)
14	Carter Josephs	G	5-10	165	Fr.-1st	San Antonio, Texas (Tom C. Clark)
15	Kevin Bright	G	6-5	210	Fr.-1st	Mannheim, Germany (Urspring Basketball Academy)
20	A.J. Astroth	G	6-6	200	Fr.-1st	Tampa, Fla. (Wharton)
21	Sheldon Jeter	F	6-7	215	Fr.-1st	Beaver Falls, Pa. (Beaver Falls)
24	Dai-Jon Parker	G	6-3	190	So.-2nd	Baton Rouge, La. (Milton (Ga.))
34	Shelby Moats	F	6-8	225	So.-2nd	Waconia, Minn. (Waconia)
35	James Siakam	F	6-7	210	R-So.-3rd	Douala, Cameroon (Brehm Prep (Ill.))
40	Josh Henderson	C	6-11	220	R-So.-3rd	Roanoke, Va. (Cave Spring)

COACHING STAFF

Head Coach..... **Kevin Stallings** (Purdue, 1982) - 14th
 Assistant Coach **David Cason** (Illinois State, 1995) - 2nd
 Assistant Coach **Brad Frederick** (North Carolina, 1999) - 14th
 Assistant Coach **Tom Richardson** (St. Xavier (Ill.), 1977) - 10th
 Director of Operations..... **Dan Cage** (Vanderbilt, 2007) - 3rd

SUPPORT STAFF

Athletic Communications Dir. **Andy Boggs** (Florida State, 1998)
 Academic Support..... **Neal Clark** (Kentucky, 1992)
 Athletic Trainer..... **Shannon Gordon** (Indiana State, 1992)
 Strength and Conditioning **Curtis Turner** (Clemson, 2002)

PRONUNCIATION GUIDE

David Cason **KAY-Sahn**
 Kedren Johnson **KEE-Dren**
 Dai-Jon Parker..... **DAY-Jon**
 James Siakam..... **See-OK-em**

ROSTER BY CLASS

Juniors (2)

Kyle Fuller Moreno Valley, Calif.
Rod Odom Central Islip, N.Y.

Sophomores (6)

Josh Henderson Roanoke, Va.
Kedren Johnson Lewisburg, Tenn.
Eric McClellan Austin, Texas
Shelby Moats Waconia, Minn.
Dai-Jon Parker Baton Rouge, La.
James Siakam Douala, Cameroon

Freshmen (5)

A.J. Astroth Tampa, Fla.
Kevin Bright Mannheim, Germany
Sheldon Jeter Beaver Falls, Pa.
Carter Josephs San Antonio, Texas
Nathan Watkins Nashville, Tenn.



PLAYER INFORMATION



KYLE FULLER

11

Junior, Guard
6'1" 180 lbs.
Moreno Valley, Calif.
Rancho Verde HS

GENERAL ★ Point guard who will compete with Kedren Johnson for playing time at the position.

2011-12 (SOPHOMORE) ★ Played in 18 games and averaged 0.9 points and 0.9 assists per contest...Scored a season-high five points against Longwood (12/21)...Grabbed a season-best four rebounds in win over Lafayette (12/21)...Made the first start of his career against Bucknell (11/15)...Had season-high four assists against Monmouth (11/25) and Lafayette (12/21).

2010-11 (FRESHMAN) ★ Played in all 34 games, and averaged 1.9 points and 1.6 assists per game backing up Brad Tinsley at the point guard position...Tied a career high with four rebounds at Georgia (2/16)...Made career-high two threes against Alabama (2/10), and tied a career-high in scoring with six points...Tallied four points, four assists, and three boards in career-high 22 minutes vs. St. Mary's (1/22)...Had career-high five assists vs. Davidson (1/2)...Made first career three-pointer vs. WKU (12/1)...Recorded a then-career-high three assists vs. Grambling (11/24) and WKU (12/1)...Scored six points, had two assists, a block and a steal in 17 minutes of action vs. Presbyterian.

HIGH SCHOOL ★ Averaged 27.6 points, eight assists, six rebounds, and four steals per game as a point guard at Rancho Verde High School...Winningest player in Rancho Verde history, was a four-year captain, and a three-year starter...Third all-time leading scorer at Rancho Verde...Won Inland Valley Conference title four times...Named first team All-C.I.F. Division IAA selection and the MVP of the Inland Valley Conference in 2010...Posted a 3.4 GPA at Rancho Verde...Played alongside Michael Snaer, who plays basketball at Florida State.

PERSONAL ★ Kyle Alejandro Fuller, Jr.... Born Jan. 27, 1992... Son of Kyle Sr. (deceased) and Olga Coronado Fuller... Has a brother, Khalil (16)... Plans to major in Psychology... Nickname is Zoomey... Chose the Commodores over UCLA, USC, Cal, and Marquette...Advice to youngsters: "It doesn't matter how high you're ranked if you practice every day and ball out."



JOSH HENDERSON

40

R-Sophomore, Center
6'11" 220 lbs.
Roanoke, Va.
Cave Spring HS

GENERAL ★ Signed in the spring of 2010 with the Commodores...6'11 center chose Vanderbilt over Virginia, Wake Forest, Davidson, Cincinnati, Maryland, and Penn State.

2011-12 (FRESHMAN) ★ Played in only eight games after suffering a stress fracture in his right foot at the end of November...Averaged 2.6 points and 2.9 rebounds per game...Scored a career-high 10 points vs. Monmouth (11/25) - was 4-for-4 from the floor...Also posted a career-best five rebounds against Monmouth...Posted a career-high four assists vs. Bucknell (11/15).

2010-11 (FRESHMAN) ★ Redshirted the 2010-11 season.

HIGH SCHOOL ★ Averaged 20 points, 11 rebounds, four blocks, and four steals per game in his senior season at Cave Spring...His Knights' team won two district titles, two region titles, and two state titles, and captured the Holiday Hoopla tournament in 2010...Named the team's MVP for three years, and was the district, region, and state player of the year for two consecutive years...Was the Timesland Player of the Year...Named All-Roanoke Metro in 2009, and was the 2010 Associated Press Player of the Year...Set school record in career rebounds and blocks, and is second all-time in scoring... Member of the A-B Honor Roll.

PERSONAL ★ Joshua Henderson... Jan. 28, 1992... Son of David and Carol Henderson... Has one brother, Matthew (25), and one sister, Rebecca (23)... Undecided on major... Advice to youngsters: "Find something you're good at and work your hardest to be the best you can, but have fun along the way."

Fuller's Overall Statistics at Vanderbilt

Year	GP	GS	Min	Avg	FG	FGA	Pct	3FG	3FGA	Pct	FT	FTA	Pct	Off	Def	Tot	Avg	PF	FO	Ast	TO	Blk	Stl	Pts	Avg
2010-11	34	0	499	14.7	24	78	.308	7	29	.241	8	16	.500	8	38	46	1.4	44	0	55	34	1	13	63	1.9
2011-12	18	1	125	6.9	6	22	.273	0	8	.000	5	8	.625	2	14	16	0.9	7	0	17	10	0	5	17	0.9
TOTAL	52	1	624	12.0	30	100	.300	7	37	.189	13	24	.542	10	52	62	1.2	51	0	72	44	1	18	80	1.5

Fuller's SEC Statistics at Vanderbilt

Year	GP	GS	Min	Avg	FG	FGA	Pct	3pt	3ptA	Pct	FT	FTA	Pct	Off	Def	Tot	Avg	PF	FO	Ast	TO	Blk	Stl	Pts	Avg
2010-11	16	0	218	13.6	7	28	.250	4	8	.500	5	10	.500	4	18	22	1.4	18	0	21	11	0	5	23	1.4
2011-12	8	0	24	3.0	1	5	.200	0	1	.000	1	2	.500	0	3	3	0.4	0	0	4	3	0	0	3	0.4
TOTAL	24	0	242	10.1	8	33	.242	4	9	.444	6	12	.500	4	21	25	1.0	18	0	25	14	0	5	26	1.1

Henderson's Overall Statistics at Vanderbilt

Year	GP	GS	Min	Avg	FG	FGA	Pct	3FG	3FGA	Pct	FT	FTA	Pct	Off	Def	Tot	Avg	PF	FO	Ast	TO	Blk	Stl	Pts	Avg
2011-12	8	0	69	8.6	8	17	.471	0	0	.000	5	9	.556	12	11	23	2.9	15	0	5	5	0	1	21	2.6
TOTAL	8	0	69	8.6	8	17	.471	0	0	.000	5	9	.556	12	11	23	2.9	15	0	5	5	0	1	21	2.6



PLAYER INFORMATION



KEDREN JOHNSON

2

Sophomore, Guard
6'4" 215 lbs.
Lewisburg, Tenn.
Marshall County HS

GENERAL ★ Point guard who starred at nearby Marshall County High School, where he was named Mr. Basketball for the state of Tennessee for Class 2A and was the Tennessean Player of the Year for two years (2010 and 2011)...Averaged 3.1 points, 1.8 assists, and 1.2 rebounds per game in his freshman campaign backing up senior point guard Brad Tinsley.

2011-12 (FRESHMAN) ★ Averaged 3.1 points, 1.8 assists, and 1.2 rebounds in all 36 Commodore games in 2011-12...Scored a career-high 12 points on five made baskets against Bucknell on 11/15...Dished out a career-high five assists at Ole Miss (2/16)...Had career-high three rebounds on three occasions - Bucknell, at Georgia (2/19), and at Tennessee (3/3).

HIGH SCHOOL ★ Averaged 27.3 points, 10.0 rebounds, 8.0 assists, 3.6 steals and 1.5 blocks in his senior season at Marshall County, where he departed as the school's all-time scoring and assist leader...Also scored 55 points against East Hickman in an 81-54 win, which set a new Marshall County single-game scoring record which had stood since the 60's...Under head coach Jason Tigert, his Tigers' teams won three district and regional championships, and advanced to the Class 2A semifinals as a senior in 2011...Named a district MVP four times, and a regional MVP three times.

PERSONAL ★ McKedren Ashad Johnson.... Born April 1, 1993... Son of Curtis and Melodia Johnson... Has a sister, Candice (32)... Undecided on major at Vanderbilt... Nickname is Kee... Chose the Commodores over Florida, Louisville, Memphis, and Alabama...Advice to youngsters: "Work harder than anyone around you."



ERIC MCCLELLAN

1

Sophomore, Guard
6'4" 180 lbs.
Austin, Texas
University of Tulsa

GENERAL ★ Point guard who transferred from the University of Tulsa in the spring of 2012, and will be eligible for the Commodores for the 2013-14 season... Averaged 8.5 points, 2.5 rebounds and 2.2 assists in 23.1 minutes per game in 30 contests for the Golden Hurricane...Started 16 games for Tulsa in his freshman campaign.

2011-12 (FRESHMAN At Tulsa) ★ Played in 30 games and started 16 contests as a freshman at Tulsa, where he averaged 8.5 points, 2.5 rebounds and 2.2 assists in 23.1 minutes per game...Finished ninth among TU freshman in scoring with 256 points...Scored in double digits in 11 games...Scored a career-high 25 points on 7-of-11 shooting from the field, and made a career-high 10 free throws (10-for-13), and added seven rebounds, five assists and two steals in 46 minutes in a triple overtime game against Marshall in the quarterfinals of the C-USA Tournament (3/8)...Matched his career highs with 15 points and two steals, and set a new mark with five assists; made two free throws in the final seconds to help seal a win at Tulane (2/25) ...Scored 14 points with four assists and five rebounds vs. UTEP (1/11)...Made his first start against SMU and produced nine points, nine rebounds and three assists...Scored a then career-high 15 points on 6-of-9 shooting, made a trio of three-pointers and dished three assists vs. Arizona State (12-3).

HIGH SCHOOL ★ Was a three-year letterwinner and three-year starter at Austin High School ...Led his team to a 29-4 record and the District 15-5A championship his senior season, where he averaged 18.9 points, 6.4 rebounds and 4.8 assists...Shot 44-percent from the field, 53-percent from three-point range and 77-percent from the free throw line as a senior...Was named the District 15-5A MVP as a senior and earned first-team all-CenTex accolades...Named an McDonald's All-American nominee.

PERSONAL ★ Eric Jamal McClellan...April 6, 1993...Son of Jackie McClellan and Kimberly Woody...Has three brothers, Brandon Young (25), Chris Young (22) and Justus McClellan (11), and two sisters, Nicole McClellan (18) and Destiny McClellan (15)...Plans to major in Business HOD at Vanderbilt... Advice to youngsters: "Learn from your struggle and never give up. Stay humble, keep God first, work hard, and anything can happen."

Johnson's Overall Statistics at Vanderbilt

Year	GP	GS	Min	Avg	FG	FGA	Pct	3FG	3FGA	Pct	FT	FTA	Pct	Off	Def	Tot	Avg	PF	FO	Ast	TO	Blk	Stl	Pts	Avg
2011-12	36	0	521	14.5	37	108	.343	10	42	.238	27	34	.794	2	42	44	1.2	32	0	66	42	5	18	111	3.1
TOTAL	36	0	521	14.5	37	108	.343	10	42	.238	27	34	.794	2	42	44	1.2	32	0	66	42	5	18	111	3.1

Johnson's SEC Statistics at Vanderbilt


Year	GP	GS	Min	Avg	FG	FGA	Pct	3FG	3FGA	Pct	FT	FTA	Pct	Off	Def	Tot	Avg	PF	FO	Ast	TO	Blk	Stl	Pts	Avg
2011-12	16	0	225	14.1	11	36	.306	2	11	.182	13	16	.813	1	18	19	1.2	15	0	32	16	3	4	37	2.3
TOTAL	16	0	225	14.1	11	36	.306	2	11	.182	13	16	.813	1	18	19	1.2	15	0	32	16	3	4	37	2.3

McClellan's Overall Statistics

Year	GP	GS	Min	Avg	FG	FGA	Pct	3FG	3FGA	Pct	FT	FTA	Pct	Off	Def	Tot	Avg	PF	FO	Ast	TO	Blk	Stl	Pts	Avg
2011-12	30	16	694	23.1	78	183	.426	18	47	.383	82	111	.739	12	63	75	2.5	44	0	67	93	5	20	256	8.5
TOTAL	30	16	694	23.1	78	183	.426	18	47	.383	82	111	.739	12	63	75	2.5	44	0	67	93	5	20	256	8.5



PLAYER INFORMATION



SHELBY MOATS

34

Sophomore, Forward
6'8" 225 lbs.
Waconia, Minn.
Waconia HS

GENERAL ★ Powerfully-built power forward who has excellent shooting touch from beyond-the-arc...Was the valedictorian of his Waconia High School senior class in 2011.

2011-12 (FRESHMAN) ★ Played in 16 games and averaged 0.5 points and 0.9 rebounds per game...Scored a career-high five points in 12 minutes of action against Lafayette (12/21)...Played a season-high 13 minutes against Monmouth (11/25)...Grabbed a career high six rebounds against Monmouth to go along with three points.

HIGH SCHOOL ★ Four-year varsity letterwinner in basketball, two-year captain, and a two-year letterman in football...Averaged 22 points and 12 rebounds in his senior year at Waconia and ended his career with 1,772 points and 985 rebounds...His Waconia teams claimed three Wright County conference championships and the 2011 team finished third in Class 3A... Individually, Moats was a first-team All-State selection his senior season and was a Parade Third-Team All-American in 2011...Was a four-time all-conference member and a member of the all-state team two times.

PERSONAL ★ Shelby Adam Moats... Born June 12, 1992... Son of Scott and Sheryl Moats... Has a sister, Scotti (22), who is a senior on Bethel University's (MN) women's basketball team...Plans on majoring in Economics... Chose the Commodores over Washington State and Northwestern...Advice to youngsters: "Work hard if you want to reach your goals."



ROD ODOM

0

Junior, Forward
6'9" 220 lbs.
Central Islip, N.Y.
Middlesex School (Mass.)

GENERAL ★ Power forward who has played in 70 games in his Vanderbilt career...Changed number from 45 to 0 for junior season.

2011-12 (SOPHOMORE) ★ Played in all 36 games, started two contests (vs. Monmouth (11/25) and Indiana State (12/17) and averaged 2.4 points and 2.0 rebounds...Scored a season-high 10 points vs. Bucknell (11/15)...Grabbed a season-high eight rebounds in the team's opener against Oregon (11/11)... Made a season-high two threes against Bucknell and at South Carolina (1/10).

2010-11 (FRESHMAN) ★ Averaged 3.9 points and 2.6 rebounds per game...Scored in double-figures in five games, and tallied a career-high 12 points against Arkansas (1/29)...Scored 10 points and had five rebounds off of the bench vs. Florida (3/5)...Tallied 11 points at Georgia (2/16), grabbed 5 rebounds, and was 3-of-5 from beyond the arc...Tied a career-high in minutes played with 27...Grabbed a career-high seven rebounds against Kentucky (2/12)...Scored nine points, all on threes, against South Carolina at Memorial Gym (2/5)...tied his career-high in threes made (3)...Tied a then career-high with 11 points vs. WKU; was 3-of-3 from beyond-the-arc... Scored five points in collegiate debut vs. Presbyterian; made his first three-point basket on Brad Tinsley's 10th assist.

HIGH SCHOOL ★ Four-year varsity letterwinner in basketball at Middlesex, and a one-year letterman in crew...Was a three-year starter in basketball, and averaged 25.6 points, 14.0 rebounds, 6.0 assists, and 3.1 blocks in his senior season...His Middlesex team made the New England Preparatory School Athletic Council (NEPSAC) semifinals twice...First-team All-Independent School League (ISL) player in his sophomore, junior, and senior seasons...2009 Preseason All-New England Defensive Player of the Year...2010 Gatorade Player of the Year finalist, McDonald's All-American nominee, and Academic All-American.

Moats' Overall Statistics at Vanderbilt


Year	GP	GS	Min	Avg	FG	FGA	Pct	3FG	3FGA	Pct	FT	FTA	Pct	Off	Def	Tot	Avg	PF	FO	Ast	TO	Blk	Stl	Pts	Avg
2011-12	16	0	65	4.1	3	13	.231	2	11	.182	0	1	.000	3	12	15	0.9	8	0	5	6	3	1	8	0.5
TOTAL	16	0	65	4.1	3	13	.231	2	11	.182	0	1	.000	3	12	15	0.9	8	0	5	6	3	1	8	0.5

Moats' SEC Statistics at Vanderbilt

Year	GP	GS	Min	Avg	FG	FGA	Pct	3FG	3FGA	Pct	FT	FTA	Pct	Off	Def	Tot	Avg	PF	FO	Ast	TO	Blk	Stl	Pts	Avg
2011-12	7	0	16	2.3	0	2	.000	0	2	.000	0	0	.000	0	4	4	0.6	1	0	0	1	3	0	0	0.0
TOTAL	7	0	16	2.3	0	2	.000	0	2	.000	0	0	.000	0	4	4	0.6	1	0	0	1	3	0	0	0.0



PLAYER INFORMATION



ROD ODOM

O

Junior, Forward
6'9" 220 lbs.
Central Islip, N.Y.
Middlesex School (Mass.)

PERSONAL ★ Roderick Odom... Born Sept., 23, 1991... Son of Roderick Odom and Valerie Dickens... Has a brother, Brandon (16), and a sister, Ari-ona (14)... Undecided on major at Vanderbilt... Nickname is O... Chose the Commodores over Harvard, West Virginia, Arizona, UConn, Louisville, Boston College, Michigan, and Oklahoma State...Advice to youngsters: "Work hard and don't let other people put artificial limits on you."



DAI-JON PARKER

24

Sophomore, Guard
6'3" 190 lbs.
Baton Rouge, La.
Milton HS (Ga.)

GENERAL ★ Played in all 36 games as a true freshman and averaged 11.1 minutes per game...Became one of the team's top perimeter defend-ers towards the end of the 2011-12 campaign...Was a standout three-sport athlete in high school.

2011-12 (FRESHMAN) ★ Averaged 1.7 points, 1.0 rebounds and 0.7 steals per game in his freshman season...Scored a career-high 10 points in win over Monmouth (11/25)...Had a career-best five rebounds and made career-high four free throws in win over Georgia at Memorial Gym (1/14)... Made two threes against Monmouth and vs. Auburn (1/7)...Played a season-high 22 minutes against Bucknell (11/15).

HIGH SCHOOL ★ Averaged 14 points, six rebounds, five assists, two blocks and two steals in his senior season at Milton...His 2010 Milton team captured the Class 5A state championship, and the 2011 team won the regional cham-pionship...Named the Defensive Player of the Year in 2010 and 2011, while also being named to the All-Region and All-State first team...Lettered three seasons in basketball, one in football, and one in baseball, and served three years as the captain of his basketball team...Milton teammates Shannon Scott (Ohio State), Julian Royal (Georgia Tech), and Jordan Loyd (Furman) all signed to play Division I basketball.

PERSONAL ★ Dai-Jon Cortez Daione Parker... Oct. 3, 1992... Son of Deirdre Parker... Has two brothers, Damien (28) and Eric (20), and one sister, Dumariera (24)... Undecided on major... Advice to youngsters: "Get the grades, basketball isn't going anywhere."

Odom's Overall Statistics at Vanderbilt

Year	GP	GS	Min	Avg	FG	FGA	Pct	3FG	3FGA	Pct	FT	FTA	Pct	Off	Def	Tot	Avg	PF	FO	Ast	TO	Blk	Stl	Pts	Avg
2010-11	34	8	533	15.7	47	115	.409	28	75	.373	10	16	.625	35	53	88	2.6	71	1	12	38	4	15	132	3.9
2011-12	36	2	517	14.4	30	77	.390	15	40	.375	12	22	.545	25	48	73	2.0	70	0	19	20	8	7	87	2.4
TOTAL	70	10	1050	15.0	77	192	.401	43	115	.374	22	38	.579	60	101	161	2.3	141	1	31	58	12	22	219	3.1

Odom's SEC Statistics at Vanderbilt

Year	GP	GS	Min	Avg	FG	FGA	Pct	3pt	3ptA	Pct	FT	FTA	Pct	Off	Def	Tot	Avg	PF	FO	Ast	TO	Blk	Stl	Pts	Avg
2010-11	16	4	268	16.8	24	51	.471	13	32	.406	4	6	.667	15	25	40	2.5	37	1	6	20	0	6	65	4.1
2011-12	16	0	205	12.8	9	25	.360	6	15	.400	8	13	.615	6	21	27	1.7	24	0	13	7	3	2	32	2.0
TOTAL	32	4	473	14.8	33	76	.434	19	47	.404	12	19	.632	21	46	67	2.1	61	1	19	27	3	8	97	3.0

Parker's Overall Statistics at Vanderbilt

Year	GP	GS	Min	Avg	FG	FGA	Pct	3FG	3FGA	Pct	FT	FTA	Pct	Off	Def	Tot	Avg	PF	FO	Ast	TO	Blk	Stl	Pts	Avg
2011-12	36	0	398	11.1	22	71	.310	11	44	.250	6	9	.667	5	30	35	1.0	28	0	25	17	6	9	61	1.7
TOTAL	36	0	398	11.1	22	71	.310	11	44	.250	6	9	.667	5	30	35	1.0	28	0	25	17	6	9	61	1.7

Parker's SEC Statistics at Vanderbilt

Year	GP	GS	Min	Avg	FG	FGA	Pct	3FG	3FGA	Pct	FT	FTA	Pct	Off	Def	Tot	Avg	PF	FO	Ast	TO	Blk	Stl	Pts	Avg
2011-12	16	0	171	10.7	10	23	.435	6	16	.375	4	5	.800	1	18	19	1.2	16	0	9	8	0	2	30	1.9
TOTAL	16	0	171	10.7	10	23	.435	6	16	.375	4	5	.800	1	18	19	1.2	16	0	9	8	0	2	30	1.9



PLAYER/NEWCOMER INFORMATION



JAMES SIAKAM

35

RS Sophomore, Forward
6'7" 210 lbs.
Douala, Cameroon
Brehm Prep (Ill.)

GENERAL ★ Signed in the late period in 2010 with the Commodores.

2011-12 (RS FRESHMAN) ★ Played in 13 games in his redshirt freshman campaign...Averaged 0.5 points and 0.2 rebounds...Scored two points vs. LSU (2/8) and at Ole Miss (2/16).

2010-11 (FRESHMAN) ★ Redshirted his freshman season.

HIGH SCHOOL ★ Averaged 18 points, 10 rebounds, and five blocks per game for his Brehm (Ill.) Prep team.

PERSONAL ★ James Bamba Siakam...Born May 23, 1992... Son of Tchamo and Victoire Siakam... Has three brothers, Boris, Christian, and Pascal and two sisters, Raissa and Vanessa... Undecided on major at Vanderbilt... Chose the Commodores over Southern Illinois, Marquette, Illinois, Florida, Virginia, and UCLA...Advice to youngsters: "Work hard for whatever you want because nothing is free. Stay humble, and above all, put God first in any of your endeavors."



A.J. ASTROTH

20

Freshman, Guard
6'6" 200 lbs.
Tampa, Fla.
Wharton HS

GENERAL ★ Big shooting guard from Tampa, Fla., who averaged 22 points, 7.5 rebounds, 4.5 assists, and 3.4 steals for his Wharton High School team... Also the school's all-time leading scorer.


HIGH SCHOOL ★ Was a first-team all-Hillsborough County member for his junior and senior seasons, and was a second-team all-state selection in his senior campaign...His Wharton High School team was a three-time district champion and a regional finals runner-up in his senior season...Earned three letters in basketball and was the team's captain for two years...Member of the high honor roll for four years and also a member of the National Honor Society.

PERSONAL ★ Armand J. Astroth... August 16, 1993... Son of Michael and LaVerne Astroth... Has one brother, Ryan Latham (38) and two sisters, Jamila Williams (28) and Diamond Latham (18)... Plans to major in Business Management and Marketing... Advice to youngsters: "Don't let anyone tell you that you can't do something. If you want it, work your behind off, and go get it."

Siakam's Overall Statistics at Vanderbilt																									
Year	GP	GS	Min	Avg	FG	FGA	Pct	3FG	3FGA	Pct	FT	FTA	Pct	Off	Def	Tot	Avg	PF	FO	Ast	TO	Blk	Stl	Pts	Avg
2011-12	13	0	25	1.9	2	5	.400	0	0	.000	2	4	.500	1	1	2	0.2	3	0	0	1	1	0	6	0.5
TOTAL	13	0	25	1.9	2	5	.400	0	0	.000	2	4	.500	1	1	2	0.2	3	0	0	1	1	0	6	0.5
Siakam's SEC Statistics at Vanderbilt																									
Year	GP	GS	Min	Avg	FG	FGA	Pct	3FG	3FGA	Pct	FT	FTA	Pct	Off	Def	Tot	Avg	PF	FO	Ast	TO	Blk	Stl	Pts	Avg
2011-12	6	0	9	1.5	2	2	1.000	0	0	.000	0	0	.000	1	1	2	0.3	3	0	0	0	0	0	4	0.7
TOTAL	6	0	9	1.5	2	2	1.000	0	0	.000	0	0	.000	1	1	2	0.3	3	0	0	0	0	0	4	0.7



NEWCOMER INFORMATION



KEVIN BRIGHT

15

Freshman, Guard
6'5" 210 lbs.
Mannheim, Germany
Urspring Basketball Acad.

GENERAL ★ Member of the 2012 Under 20/21 German National team that placed fifth in European Championship.

HIGH SCHOOL ★ Played at the Urspring Basketball Academy in Ulm, Germany... His team was the German Champion in 2006, 2007, 2008, and 2011... Averaged 14.7 points, 7.6 rebounds, 3.4 assists, 1.2 blocks, and 1.3 steals in his last season at Urspring.

PERSONAL ★ Kevin Daniel Bright... July 9, 1992... Son of George Bright and Maria Mecorio-Bright... Has one brother, Saviour (3)... Undecided on major at Vanderbilt... Best advice received: "We all have the choice to take the lead or to follow. It depends on you."



CARTER JOSEPHS


14

Freshman, Guard
5'10" 165 lbs.
San Antonio, Texas
Tom C. Clark HS

GENERAL ★ Walk-on guard from San Antonio, Texas, who played at Tom C. Clark High School.

HIGH SCHOOL ★ Was his team's captain and defensive MVP in 2011-12, where he averaged 7.8 points, 5.2 assists, and 3.7 rebounds per game... His Clark High School team was a regional quarterfinalist in 2010-11 and a regional finalist in 2011-12, while also making the state quarterfinals in his senior year... Academically, he was a member of the National Honor Society and the Spanish National Honor Society, and was a National Achievement Scholar Semifinalist, and won the Clark Principal's Award from 2009-12.

PERSONAL ★ Carter Josephs... August 26, 1994... Son of Paul and Sharon Josephs... Has one brother, Nathan (15)... Plans to major in mechanical engineering... Advice to youngsters: "Work harder than everyone else."



SHELDON JETER

21

Freshman, Forward
6'7" 215 lbs.
Beaver Falls, Pa.
Beaver Falls HS

GENERAL ★ 6'7 wing player that chose the Commodores in the late signing period over Wisconsin, Penn State, South Carolina, and Kansas State.

HIGH SCHOOL ★ A very highly decorated player from Beaver Falls High School... Was a first-team All-State selection, and was named the Pittsburgh Post Gazette and Pittsburgh Tribune Review Player of the Year as a senior... Was also his section's Most Valuable Player as a senior... Also named the Beaver County Times Athlete of the Year... As a junior, he was a first-team all-state honoree, and was a member of the Pittsburgh Post Gazette Fab 5 and the Pittsburgh Tribune Review Terrific Ten... Averaged 22 points, 12 rebounds, five assists, two blocks, and two steals as a senior.

PERSONAL ★ Sheldon Davon Theodore Jeter... July 24, 1994... Son of Corliss Jeter and Laurle Odum... Has five brothers, Corliss (25), Greg (22), Kyle (23), Marcus (17), and Donovan (13) and one sister, Aniya (11)... Undecided on major at Vanderbilt... Advice to youngsters: "Never change who you really are to please other people's insecurities."



NATHAN WATKINS

10

Freshman, Guard
6'5" 190 lbs.
Brentwood, Tenn.
Ensworth School

GENERAL ★ Walk-on guard from Brentwood, Tenn., who played at Ensworth School in Nashville.

HIGH SCHOOL ★ Averaged 13 points and five rebounds in his senior season at Ensworth, where he was team captain... In his junior and senior years, he was a part of two state and regional championship teams, and his Ensworth squad claimed the 2012 Naples Daily News Tournament Championship... Individually, he was named to the TSSAA State All-Tournament team and the Tennessee Prep Hoops All-Region team in his senior season, while also being named a finalist for the Moss-Oliver Award, an award the Nashville City Civitan Club presents annually to a girl and boy basketball player from a Nashville high school who excels in athletics, academics, school activities and community involvement.

PERSONAL ★ Nathan Paul Watkins... October 26, 1993... Son of Clint and Janice Watkins... Has one brother, Richmond (22), and two sisters, Misty (39) and Lacey (33)... Undecided on major at Vanderbilt... Advice to youngsters: "Never be satisfied with where you're at."



PLAYER INFORMATION

KYLE FULLER CAREER GBG

2011-12 (Sophomore)

Date	Opponent	M	FG-A	3P-A	FT-A	Reb	PF	A	T	B	S	PTS
N11	Oregon	13	0-2	0-2	0-0	1	1	2	1	0	0	0
N13	Cleveland State	17	1-2	0-0	1-1	0	1	0	3	0	0	3
N15	Bucknell	17	0-2	0-2	0-0	1	2	1	0	0	0	0
N19	N.C. State	10	0-2	0-1	0-0	1	0	1	1	0	1	0
N21	Oregon State	3	0-0	0-0	0-0	1	0	0	0	0	0	1
N25	Monmouth	14	1-1	0-0	0-0	1	1	4	0	0	2	2
N28	Xavier	6	0-0	0-0	0-0	0	2	0	1	0	0	0
D19	Longwood	9	1-5	0-2	3-5	2	0	1	0	0	2	5
D21	Lafayette	11	2-3	0-0	0-0	4	0	4	1	0	0	4
D29	@Marquette	1	0-0	0-0	0-0	1	0	0	0	0	0	0
J7	Auburn	5	1-3	0-1	0-0	0	0	1	0	0	0	2
J10	@South Carolina	3	0-1	0-0	0-0	1	0	0	2	0	0	0
J24	Tennessee	1	0-0	0-0	0-0	0	0	0	0	0	0	0
J31	@Arkansas	7	0-1	0-0	0-0	2	0	1	0	0	0	0
F4	@Florida	3	0-0	0-0	0-0	0	0	0	1	0	0	0
F8	LSU	1	0-0	0-0	0-0	0	0	1	0	0	0	0
F16	@Ole Miss	4	0-0	0-0	1-2	0	0	1	0	0	0	1
F25	@Kentucky	0+	0-0	0-0	0-0	0	0	0	0	0	0	0

2010-11 (Freshman)

Date	Opponent	M	FG-A	3P-A	FT-A	Reb	PF	A	T	B	S	PTS
N12	Presbyterian	17	3-6	0-1	0-0	2	0	2	2	1	1	6
N18	Nebraska	10	0-2	0-1	0-0	1	1	0	1	0	0	0
N19	West Virginia	12	1-3	0-1	0-0	0	3	2	0	0	1	2
N21	North Carolina	12	1-3	0-1	0-0	0	0	0	2	0	2	2
N24	Grambling State	16	1-4	0-1	0-0	1	2	3	0	0	0	2
N27	Appalachian State	10	1-2	0-1	0-0	0	2	2	3	0	0	2
D1	Western Kentucky	19	1-3	1-3	0-0	1	2	3	3	0	0	3
D4	Belmont	15	0-2	0-1	0-0	2	2	2	1	0	0	0
D8	@Missouri	15	0-2	0-1	1-2	1	2	2	0	0	1	1
D18	SE Louisiana	19	1-2	1-2	0-0	2	1	3	2	0	0	3
D21	@MTSU	18	0-3	0-2	0-0	4	3	0	2	0	0	0
D29	Marquette	13	0-2	0-1	1-2	0	0	1	1	0	0	1
J2	Davidson	21	3-4	0-0	0-0	3	2	5	3	0	1	6
J8	@South Carolina	12	1-2	0-0	0-1	0	1	0	1	0	1	2
J12	Georgia	12	0-1	0-0	2-2	0	1	1	1	0	0	2
J15	@Tennessee	10	1-2	0-0	0-0	0	0	0	1	0	0	2
J19	Ole Miss	9	0-1	0-0	0-0	1	1	0	1	0	0	1
J22	Saint Mary's	22	2-3	0-0	0-0	3	2	4	1	0	1	4
J27	@Mississippi State	11	0-0	0-0	1-2	1	1	2	0	0	1	1
J29	Arkansas	13	0-2	0-0	0-0	3	2	3	1	0	0	0
F1	@Florida	14	0-2	0-0	0-0	1	1	0	0	0	0	0
F5	South Carolina	17	0-1	0-1	0-0	2	2	2	3	0	0	0
F10	Alabama	16	2-3	2-3	0-0	1	0	0	1	0	0	6
F12	Kentucky	23	1-4	1-1	0-0	2	1	2	0	0	1	3
F16	@Georgia	16	0-4	0-1	0-0	4	0	3	0	0	1	0
F19	@Auburn	17	1-2	0-0	2-5	3	1	3	1	0	1	4
F22	Tennessee	8	0-1	0-0	0-0	1	0	0	1	0	0	0
F26	@LSU	13	1-1	1-1	0-0	0	1	2	0	0	0	3
M1	@Kentucky	9	0-2	0-1	0-0	1	4	1	0	0	0	0
M5	Florida	18	0-0	0-0	0-0	2	2	2	0	0	0	0
M10	vs.LSU	29	1-4	0-2	1-2	1	2	3	2	0	0	3
M11	vs.Mississippi State	12	1-2	1-1	0-0	1	0	1	0	0	0	3
M12	vs.Florida	11	0-1	0-1	0-0	0	2	0	0	0	1	0
M17	vs.Richmond	10	1-2	0-1	0-0	2	0	1	0	0	0	2

JOSH HENDERSON CAREER GBG

2011-12 (RS Freshman)

Date	Opponent	M	FG-A	3P-A	FT-A	Reb	PF	A	T	B	S	PTS
N11	Oregon	11	1-3	0-0	2-4	4	2	0	0	0	0	4
N13	Cleveland State	16	0-1	0-0	0-0	4	0	0	0	0	1	4
N15	Bucknell	13	1-3	0-0	0-1	3	3	4	1	0	0	2
N19	N.C. State	4	0-0	0-0	0-0	2	3	0	1	0	0	0
N21	Oregon State	4	1-2	0-0	0-0	1	3	0	1	0	0	2
N25	Monmouth	14	4-4	0-0	2-2	5	1	0	2	0	0	10
N28	Xavier	18	1-4	0-0	1-2	2	2	1	0	0	0	3
M9	vs.Georgia	2	0-0	0-0	0-0	2	1	0	0	0	0	0

KEDREN JOHNSON CAREER GBG

2011-12 (Freshman)

Date	Opponent	M	FG-A	3P-A	FT-A	Reb	PF	A	T	B	S	PTS
N11	Oregon	17	1-6	0-2	2-2	0	3	3	0	0	0	4
N13	Cleveland State	10	1-1	0-0	1-1	0	3	0	1	0	0	0
N15	Bucknell	24	5-7	2-3	0-0	3	0	2	1	0	0	12
N19	N.C. State	15	0-3	0-2	0-0	2	3	2	2	0	2	0
N21	Oregon State	9	1-3	0-1	0-0	0	1	2	1	0	0	2
N25	Monmouth	16	2-4	2-3	0-0	2	1	1	2	1	0	6
N28	Xavier	9	0-2	0-1	2-2	2	1	3	1	0	1	2
D2	@Louisville	8	0-0	0-0	0-0	1	0	0	3	0	0	0
D7	@Davidson	15	1-2	1-1	2-2	2	0	3	2	0	1	5
D17	Indiana State	8	0-2	0-1	1-2	1	0	1	2	0	0	1
D19	Longwood	10	2-5	1-3	1-1	0	0	2	2	0	1	6
D21	Lafayette	14	2-6	2-5	0-0	2	0	1	0	0	1	6
D29	@Marquette	12	0-2	0-1	0-0	2	2	4	1	0	1	0
J2	Miami (Ohio)	20	2-3	0-0	0-1	1	1	2	2	1	2	4
J7	Auburn	12	0-2	0-2	0-0	0	2	2	1	1	1	0
J10	@South Carolina	11	0-3	0-1	0-0	2	0	0	0	0	0	0
J14	Georgia	10	1-1	0-0	0-0	0	1	2	2	1	2	2
J19	@Alabama	11	0-2	0-0	0-0	1	2	1	1	0	0	0
J21	Mississippi State	14	2-3	1-1	1-2	1	1	2	0	0	0	6
J24	Tennessee	12	2-3	0-0	1-2	1	1	2	3	0	0	5
J28	MTSU	16	0-3	0-1	0-0	2	3	0	1	0	0	0
J31	@Arkansas	20	1-4	0-2	2-2	2	1	2	1	1	0	4
F4	@Florida	4	0-0	0-0	0-0	0	2	0	1	0	0	0
F8	LSU	14	0-1	0-1	0-0	2	0	3	1	0	0	0
F11	Kentucky	6	0-1	0-0	0-0	0	1	2	0	0	0	0
F16	@Ole Miss	18	2-4	0-1	2-2	2	1	5	0	0	0	6
F19	@Georgia	24	0-4	0-1	5-6	3	0	2	0	0	0	5
F22	South Carolina	15	1-3	0-0	0-0	2	0	0	2	0	0	2
F25	@Kentucky	11	0-0	0-0	0-0	0	2	2	0	0	0	0
F28	Florida	27	2-4	1-2	2-2	0	1	3	3	0	1	7
M3	@Tennessee	16	0-1	0-0	0-0	3	0	4	1	0	0	0
M9	vs.Georgia	16	2-6	0-3	2-2	1	1	1	0	0	2	6
M10	vs. Ole Miss	14	3-6	0-2	1-1	2	0	3	1	0	1	7
M11	vs. Kentucky	23	2-4	0-1	2-3	1	1	2	1	0	0	6
M15	vs. Harvard	22	2-5	0-1	0-1	0	0	1	2	0	1	4



PLAYER INFORMATION

ERIC MCCLELLAN CAREER GBG

2011-12 (Freshman at Tulsa)

Date	Opponent	M	FG-A	3P-A	FT-A	Reb	PF	A	T	B	S	PTS
N11	Arkansas Little Rock	13	1-2	1-1	2-2	0	2	2	2	0	0	5
N13	SE Louisiana	14	2-5	1-2	1-2	1	0	2	1	0	1	6
N17	vs. W. Kentucky	20	1-5	0-1	5-6	6	1	2	2	0	0	7
N18	vs. Northwestern	15	1-2	0-1	3-5	1	1	1	3	1	0	5
N20	vs. Saint Joseph's	12	2-8	1-1	1-1	0	1	0	0	0	1	6
N22	@Jackson State	16	2-2	0-0	2-2	0	2	1	5	0	0	6
N26	@Missouri State	14	0-4	0-2	0-0	4	1	1	3	0	1	0
N30	@Oklahoma State	18	0-3	0-1	2-2	3	3	0	5	0	2	2
D3	Arizona State	21	6-9	3-5	0-0	0	0	3	2	0	1	15
D17	Texas-Arlington	29	4-7	0-1	4-6	4	1	3	2	0	2	12
D19	Creighton	24	2-6	1-1	1-5	1	2	4	4	0	0	6
D28	Mercer	21	5-9	1-1	3-3	1	0	2	1	1	1	14
D31	@TCU	22	2-3	1-1	4-6	0	4	1	6	2	0	9
J4	@Houston	27	5-8	0-0	4-5	1	2	2	3	0	0	14
J7	SMU	31	3-7	0-3	3-4	9	2	3	4	0	0	9
J11	UTEP	33	4-8	2-3	4-4	5	1	4	3	0	2	14
J14	@East Carolina	23	1-6	1-1	0-0	0	3	4	4	0	0	3
J18	Tulane	25	1-9	0-3	3-3	4	1	2	2	0	0	5
J21	@Rice	18	1-3	0-1	5-8	3	1	0	5	0	1	7
J25	UCF	28	5-6	0-1	1-4	5	1	2	4	0	1	11
J28	@SMU	26	2-6	2-4	4-4	1	2	3	5	0	2	10
F4	Marshall	23	1-5	0-1	2-4	1	0	2	2	0	0	4
F8	@UTEP	14	4-9	1-2	3-5	3	4	1	3	0	0	12
F11	Houston	26	1-5	0-3	3-4	2	2	4	3	0	0	5
F15	@Southern Miss	19	1-7	0-1	4-4	1	1	2	2	1	1	6
F18	Rice	21	1-3	0-0	2-2	3	1	2	2	0	0	4
F25	@Tulane	31	5-9	1-1	4-4	0	3	5	5	0	2	15
F29	@UAB	33	6-11	1-2	1-1	4	1	0	1	0	0	14
M3	Memphis	31	2-5	0-0	1-2	5	0	4	4	0	0	5
M8	vs. Marshall	46	7-11	1-3	10-13	7	1	5	5	0	2	25

SHELBY MOATS CAREER GBG

2011-12 (Freshman)

Date	Opponent	M	FG-A	3P-A	FT-A	Reb	PF	A	T	B	S	PTS
N15	Bucknell	9	0-2	0-1	0-0	1	1	2	0	0	0	0
N21	Oregon State	3	0-1	0-1	0-0	0	1	1	0	0	0	0
N25	Monmouth	13	1-3	1-3	0-0	6	1	0	4	0	1	3
D7	@Davidson	2	0-0	0-0	0-0	0	1	1	0	0	0	0
D19	Longwood	5	0-1	0-1	0-0	0	0	1	0	0	0	0
D21	Lafayette	12	2-3	1-2	0-1	3	2	0	0	0	0	5
D29	@Marquette	1	0-0	0-0	0-0	0	1	0	0	0	0	0
J10	@South Carolina	3	0-0	0-0	0-0	0	0	0	0	0	0	0
J24	Tennessee	1	0-0	0-0	0-0	0	0	0	0	0	0	0
F8	LSU	1	0-0	0-0	0-0	0	0	0	0	0	0	0
F16	@Ole Miss	6	0-1	0-1	0-0	3	1	0	0	2	0	0
F19	@Georgia	5	0-1	0-1	0-0	1	0	0	1	1	0	0
F22	South Carolina	0+	0-0	0-0	0-0	0	0	0	0	0	0	0
F28	Florida	0+	0-0	0-0	0-0	0	0	0	0	0	0	0
M9	vs. Georgia	2	0-1	0-1	0-0	1	0	0	1	0	0	0
M10	vs. Ole Miss	1	0-0	0-0	0-0	0	0	0	0	0	0	0

ROD ODOM CAREER GBG

2011-12 (Sophomore)

Date	Opponent	M	FG-A	3P-A	FT-A	Reb	PF	A	T	B	S	PTS
N11	Oregon	21	0-4	0-1	3-6	8	4	2	0	1	0	3
N13	Cleveland State	16	1-2	1-1	0-0	1	3	0	1	0	0	3
N15	Bucknell	16	4-7	2-3	0-1	3	3	0	0	0	0	10
N19	N.C. State	12	1-2	1-2	0-0	1	3	0	1	0	0	3
N21	Oregon State	17	2-3	0-0	0-0	0	1	0	2	1	0	4
N25	Monmouth*	17	1-1	1-1	1-2	3	3	0	0	0	1	4
N28	Xavier	12	1-2	0-1	0-0	1	1	0	1	1	0	2
D2	@Louisville	10	1-3	0-1	0-0	2	2	0	0	0	1	2
D7	@Davidson	25	2-5	0-2	0-0	4	4	0	3	1	2	4
D17	Indiana State*	16	0-2	0-2	0-0	1	0	0	0	1	0	0
D19	Longwood	19	1-3	1-2	0-0	4	2	1	4	0	1	3
D21	Lafayette	22	2-5	1-3	0-0	3	2	0	0	0	0	5
D29	@Marquette	12	2-4	1-2	0-0	2	4	0	0	0	0	5
J2	Miami (Ohio)	14	0-1	0-1	0-0	1	2	0	0	0	0	0
J7	Auburn	16	1-4	0-1	3-5	6	2	0	2	0	0	5
J10	@South Carolina	19	2-2	2-2	0-0	0	1	1	1	0	0	6
J14	Georgia	9	2-3	1-2	0-1	0	4	0	1	0	0	5
J19	@Alabama	12	1-3	1-2	0-0	0	0	1	1	1	0	3
J21	Mississippi State	8	0-1	0-0	0-0	1	3	1	0	0	0	0
J24	Tennessee	16	0-1	0-1	1-3	3	3	2	0	0	0	1
J28	MTSU	8	0-0	0-0	0-0	1	1	1	0	0	0	0
J31	@Arkansas	12	0-2	0-1	0-0	1	1	2	0	0	0	0
F4	@Florida	10	0-1	0-1	2-2	2	2	1	2	0	0	2
F8	LSU	20	0-3	0-1	0-0	6	1	1	0	0	1	0
F11	Kentucky	9	0-0	0-0	0-0	0	1	1	0	1	0	0
F16	@Ole Miss	20	1-1	1-1	2-2	3	2	1	0	0	1	5
F19	@Georgia	14	0-0	0-0	0-0	1	2	0	0	1	0	0
F22	South Carolina	12	0-1	0-1	0-0	0	1	2	0	0	0	0
F25	@Kentucky	5	0-0	0-0	0-0	0	0	0	0	0	0	0
F28	Florida	13	1-2	1-2	0-0	1	0	0	0	0	0	3
M3	@Tennessee	10	1-1	0-0	0-0	3	1	0	0	0	0	2
M9	vs. Georgia	22	1-3	0-1	0-0	2	1	1	0	0	0	2
M10	vs. Ole Miss	6	0-1	0-0	0-0	2	3	0	0	0	0	0
M11	vs. Kentucky	7	0-0	0-0	0-0	0	2	0	0	0	0	0
M15	vs. Harvard	27	2-4	1-2	0-0	6	2	1	1	0	0	5
M17	vs. Wisconsin	13	0-0	0-0	0-0	1	3	0	0	0	0	0

2010-11 (Freshman)

Date	Opponent	M	FG-A	3P-A	FT-A	Reb	PF	A	T	B	S	PTS
N12	Presbyterian	14	2-3	1-2	0-0	0	1	0	0	0	0	5
N18	vs. Nebraska	7	0-2	0-2	0-0	3	3	0	0	0	0	0
N19	vs. West Virginia	23	5-9	1-4	0-0	2	3	0	1	0	0	11
N21	vs. North Carolina	9	1-2	1-1	0-0	1	2	0	0	0	0	3
N24	Grambling State	19	2-7	1-5	3-4	8	1	0	1	0	0	8
N27	Appalachian State	9	1-4	0-1	0-13	0	0	0	0	0	1	2
D1	Western Kentucky	17	4-6	3-3	0-0	6	2	1	2	0	0	11
D4	Belmont*	17	2-3	2-2	0-0	0	3	0	5	0	1	6
D8	@Missouri	14	2-3	2-3	0-1	1	1	1	0	2	4	6
D18	SE Louisiana	19	2-6	2-4	1-2	5	2	0	0	1	0	7
D21	@MTSU*	25	1-4	1-4	0-0	6	4	2	2	0	2	3
D29	Marquette	10	0-0	0-0	0-0	0	2	1	0	0	0	0
J2	Davidson*	26	0-4	0-4	0-0	5	0	0	0	0	0	0
J8	@South Carolina	14	1-3	0-1	0-0	4	1	1	1	0	0	2
J12	Georgia	17	1-2	1-2	0-0	0	3	0	1	0	0	3
J15	@Tennessee	22	3-7	0-3	0-0	6	4	0	4	0	2	6
J19	Ole Miss	18	2-3	1-1	0-0	2	2	1	1	0	0	5
J22	Saint Mary's	19	1-3	1-2	0-0	2	4	0	3	1	1	3
J27	@Mississippi State	7	0-2	0-2	0-0	1	3	0	0	0	0	0
J29	Arkansas	27	3-5	3-5	3-4	1	4	0	1	0	0	12
F1	@Florida*	20	1-2	0-0	0-0	2	1	0	1	0	0	2
F5	South Carolina	18	3-3	3-3	0-0	3	1	2	3	0	2	9
F10	Alabama	9	0-3	0-1	0-0	2	3	0	3	0	0	0
F12	Kentucky	20	2-4	1-3	0-0	7	4	0	1	0	1	5
F16	@Georgia*	27	4-6	3-5	0-0	5	2	1	0	0	1	11
F19	@Auburn*	20	0-3	0-2	0-0	2	2	0	2	0	0	0
F22	Tennessee	7	0-0	0-0	0-0	0	0	0	0	0	0	0
F26	@LSU*	9	0-1	0-1	0-0	0	1	0	1	0	0	0
M1	@Kentucky	7	0-0	0-0	0-0	0	1	0	0	0	0	0
M5	Florida	26	4-7	1-3	1-2	5	5	1	0	0	0	10
M10	vs. LSU*	11	0-4	0-3	2-2	2	4	0	0	0	0	4
M11	vs. Mississippi State	11	0-1	0-0	0-0	2	2	0	1	0	0	0
M12	vs. Florida	6	0-2	0-2	0-0	0	0	1	1	0	0	0
M17	vs. Richmond	9	0-1	0-1	0-0	2	0	0	2	0	0	0



PLAYER INFORMATION

DAI-JON PARKER CAREER GBG


2011-12 (Freshman)

Date	Opponent	M	FG-A	3P-A	FT-A	Reb	PF	A	T	B	S	PTS
N11	Oregon	9	0-3	0-2	0-2	1	0	0	1	0	1	0
N13	Cleveland State	7	0-2	0-1	0-0	0	1	0	0	1	0	0
N15	Bucknell	22	2-10	1-7	2-2	2	1	0	0	1	2	7
N19	N.C. State	9	1-3	1-3	0-0	1	2	0	0	0	0	3
N21	Oregon State	13	1-3	0-2	0-0	0	1	2	2	0	0	2
N25	Monmouth	17	4-6	2-4	0-0	3	0	3	1	1	0	10
N28	Xavier	6	0-0	0-0	0-0	0	2	0	1	1	0	0
D2	@Louisville	4	0-1	0-1	0-0	1	0	1	0	0	0	0
D7	@Davidson	7	0-0	0-0	0-0	0	1	0	0	0	0	0
D17	Indiana State	15	0-1	0-1	0-0	0	0	1	0	0	0	0
D19	Longwood	15	0-4	0-1	0-0	1	0	1	0	0	0	0
D21	Lafayette	15	1-4	0-2	0-0	0	0	1	2	1	1	2
D29	@Marquette	12	0-1	0-0	0-0	1	2	1	1	1	1	0
J2	Miami (Ohio)	6	0-3	0-1	0-0	0	0	1	0	0	0	0
J7	Auburn	16	2-4	2-3	0-1	1	1	0	0	0	0	6
J10	@South Carolina	15	1-1	1-1	0-0	1	0	2	0	0	0	3
J14	Georgia	14	1-2	0-1	4-4	5	1	0	0	0	0	6
J19	@Alabama	14	0-0	0-0	0-0	2	1	0	1	0	0	0
J21	Mississippi State	10	0-1	0-1	0-0	4	2	1	1	0	0	0
J24	Tennessee	15	1-2	1-1	0-0	0	0	1	0	0	0	3
J28	MTSU	11	0-1	0-0	0-0	1	1	0	1	0	0	0
J31	@Arkansas	4	0-0	0-0	0-0	0	0	0	0	0	0	0
F4	@Florida	4	0-2	0-2	0-0	1	0	0	1	0	0	0
F8	LSU	11	0-3	0-2	0-0	0	1	0	0	0	0	0
F11	Kentucky	6	0-0	0-0	0-0	1	0	0	0	0	0	0
F16	@Ole Miss	16	1-2	1-2	0-0	2	2	2	2	0	2	3
F19	@Georgia	10	1-2	1-2	0-0	0	2	0	2	0	0	3
F22	South Carolina	8	0-0	0-0	0-0	1	0	0	2	0	0	0
F25	@Kentucky	10	2-3	0-1	0-0	0	3	1	0	0	0	4
F28	Florida	11	1-1	0-0	0-0	1	2	1	0	0	0	2
M3	@Tennessee	7	0-0	0-0	0-0	0	1	1	1	0	0	0
M9	vs. Georgia	14	0-0	0-0	0-0	3	0	1	0	0	0	0
M10	vs. Ole Miss	11	2-3	1-2	0-0	1	1	2	0	0	0	5
M11	vs. Kentucky	7	0-1	0-0	0-0	0	0	0	0	0	1	0
M15	vs. Harvard	12	0-0	0-0	0-0	0	0	1	0	0	1	0
M17	vs. Wisconsin	15	1-2	0-1	0-0	1	0	1	0	0	0	2

JAMES SIAKAM CAREER GBG

2011-12 (RS Freshman)

Date	Opponent	M	FG-A	3P-A	FT-A	Reb	PF	A	T	B	S	PTS
N13	Cleveland State	0	0-1	0-0	0-0	0	0	0	0	0	0	0
N15	Bucknell	2	0-1	0-0	1-2	0	0	0	0	0	0	1
N25	Monmouth	1	0-0	0-0	1-2	0	0	0	0	0	0	1
D19	Longwood	5	0-0	0-0	0-0	0	0	0	1	0	0	0
D21	Lafayette	4	0-0	0-0	0-0	0	0	0	0	0	0	0
D29	@Marquette	1	0-0	0-0	0-0	0	0	0	0	0	0	0
J7	Auburn	3	0-0	0-0	0-0	1	0	0	0	0	0	0
J24	Tennessee	1	0-0	0-0	0-0	0	0	0	0	0	0	0
F4	@Florida	0+	0-0	0-0	0-0	0	0	0	0	0	0	0
F8	LSU	1	1-1	0-0	0-0	0	1	0	0	0	0	2
F16	@Ole Miss	4	1-1	0-0	0-0	1	2	0	0	0	0	2
F28	Florida	0+	0-0	0-0	0-0	0	0	0	0	0	0	0
M9	vs. Georgia	3	0-1	0-0	0-0	0	0	0	0	1	0	0



Head Coach Kevin Stallings

- ★ Two-time SEC Coach of the Year
- ★ Led Commodores to six NCAA Tournament appearances in his 13-year tenure with Vanderbilt. That includes three consecutive appearances from 2010-2012, and five appearances in the last six years
- ★ Seven 20-win seasons, the most in school history.
- ★ 384 career wins, 261 Vanderbilt wins. He is 17 wins away from tying Roy Skinner for the winningest coach in Vanderbilt history.



COACHES AND SUPPORT STAFF

Kevin Stallings, Head Coach



Vanderbilt head coach Kevin Stallings has taken the Commodore basketball program to unparalleled heights in his 13 years at the helm, with success coming on the floor and in the classroom during his tenure. His teams have advanced to six NCAA Tournaments - including five in the last six years and three consecutive tournaments (2010, 2011, 2012). He became the first coach to take two Vanderbilt teams to the Sweet 16 of the NCAA Tournament since the 64-65 team format (2004 and 2007). He has coached three SEC Players of the Year (Dan Langhi, Derrick Byars, Shan Foster), and

26 All-SEC performers. His 2012 team captured the SEC Tournament Championship, the first time a Commodore team has won the tournament in 60 years. He has coached seven 20-win campaigns with the Commodores, the most in school history, and stands only 18 wins away from becoming the school's all-time victories leader. Additionally, he has mentored 41 members of the SEC Academic Honor Roll in his tenure, and currently has three former players playing on an NBA roster.

This kind of success comes as no surprise to the players who put on the Vanderbilt jersey when adjectives like competitive, personable, passionate, intense, honest, hard-working, knowledgeable and prepared describe their coach and the program they represent.

The list of accomplishments for the current Vanderbilt coach continues to grow:

- Stallings became the second Vanderbilt coach in school history to have three 20-win seasons (Roy Skinner) after the 2006-07 season. He now has seven 20-win seasons, all in the last nine years, and now is the all-time leader in 20-win seasons, surpassing the legendary Skinner, who had six.
- He was named SEC Coach of the Year by SEC Coaches in 2007 and 2010, only the third coach in Vanderbilt history to win two of the prestigious awards.
- Currently stands at 384 career wins and 261 wins in his 13-year tenure as Vanderbilt's head coach.
- He has coached three SEC Players of the Year (coaches) - Dan Langhi in 1999-2000, Derrick Byars in 2006-07, and Shan Foster in 2007-08 (AP and Coaches).
- He coached four SEC Academic Honor Roll members in 2011-12 in Festus Ezeli, Josh Henderson, Aaron Noll, and Jordan Smart. It pushed his total number of SEC Academic Honor Roll selections to 41 during his 13-year tenure.
- He now has 384 career victories as a head coach, which makes him the third current SEC coach with 300 or more wins, and his 261 Vanderbilt wins ranks him second all-time in the Commodore record books behind Roy Skinner (278; 1959, 1962-76).

In fact, in his 33 years as a player or coach, success has followed Stallings throughout his basketball career as a player at Purdue, an assistant at both Purdue and Kansas and his previous head coaching position at Illinois State. During the time span, Stallings has been a part of 24 seasons with 20-or-more victories and a basketball season that concluded during postseason play 28 times.

Stallings has guided the Commodores to postseason play in seven out of the last eight seasons and in nine out of his 12 years at Vanderbilt. Included in those appearances are two Sweet 16 berths and back-to-back NCAA appearances in

COACHING CAREER

1999-present **Vanderbilt**, Head Coach
 1994-99 **Illinois State**, Head Coach
 1989-93 **Kansas**, Asst. Coach
 1983-88 **Purdue**, Asst. Coach

SEC Coach of the Year, 2007 and 2010,
NABC District 21 Coach of the Year,
 2010, **NABC District 7 Coach of the
 Year**, 2007.

PLAYING CAREER

1980-82 **Purdue**

*Helped Purdue advance to Final Four in
 1980.*

FAMILY

Wife, Lisa; Son, Jacob (22), Daughters
 Alexa (18) and Jordyn (12)

14TH SEASON AT VANDERBILT

College
 Purdue
 B.A., Business Management & Marketing,
 1982
 Masters, Counseling, 1985

High School
 Collinsville (Ill.)



COACHES AND SUPPORT STAFF

Kevin Stallings, Head Coach

2007 and 2008 and three consecutive berths from 2010-2012, a program first.

In 2011-12, his Commodore team won 25 games for the second time in his tenure while also tying a program-best for wins, and captured the SEC Tournament Championship for the first time in 60 years, knocking off eventual national champion Kentucky in the finals. Vanderbilt advanced to its third consecutive NCAA Tournament, and in June of 2012, had three players in the first 31 picks of the NBA Draft (John Jenkins, 23rd, Hawks; Festus Ezeli, 30th, Golden State; Jeffery Taylor, 31st, Charlotte), another program first.

The 2010-11 team knocked off five teams that advanced to the NCAA Tournament, including Kentucky, who eventually advanced to the Final Four. John Jenkins emerged as one of the nation's top shooters and led the SEC in scoring and three-pointers made. Under Stallings' tutelage, Festus Ezeli blossomed into an all-SEC center, and Jeffery Taylor continued to be on one of the premiere perimeter players in the nation.

The 2009-10 Commodores finished the season with a 24-9 record, and a 12-4 mark in SEC play, Vanderbilt's best finish in league competition since 1993. The Commodores also were a handful on the road, winning six league games and sporting a 7-3 mark in true road contests. Vanderbilt swept Tennessee and Florida for the first time since 1966, and had four

players named to an All-SEC postseason team.

The 2007-08 edition of the Commodores was one of the most successful teams of the Stallings era. Vanderbilt reeled off 16 consecutive wins to start the season, tied for the most wins in regular season history (25), advanced to the NCAA Tournament for the second consecutive year, the first time since 1988-89 that has occurred, won 10 games in the SEC for the second consecutive season, and saw one of his four-year seniors, Shan Foster, capture SEC Player of the Year honors, the Lowe's Senior CLASS Award, and become the school's all-time leading scorer. The Commodores tallied 25 regular

season wins that year, which tied the 1992-93 team for the most in school history, and knocked off the No. 1 team in the nation for the second consecutive season.

The 2003-04 campaign saw the Commodores advance to their first NCAA Tournament since 1993, reaching the Phoenix Regional Semifinals before bowing out to Connecticut, the eventual national champion; and in 2006-07, the Commodores knocked off George Washington and Washington State before dropping a 66-65 decision to Georgetown in the East Regional Semifinals.

In 2003-04, Vanderbilt set a then-school record with a 12-0 start, knocked off five nationally ranked opponents and

Akron	1-0	Evansville	10-1	Massachusetts	2-0	S. Carolina State	1-0
Alabama	10-6	Fairleigh Dickinson	1-0	Memphis	0-1	South Florida	1-0
Alabama A&M	4-0	Florida	8-20	Mercer	1-0	Southern Illinois	7-8
Alcorn State	1-0	Florida State	1-1	Miami (Ohio)	1-0	Southern Miss	2-0
American	1-0	Furman	2-1	Michigan	1-1	St. Joseph's	1-0
American-PR	1-0	George Washington	1-0	Mississippi	11-4	St. Mary's (Calif.)	3-0
Appalachian State	3-1	Georgetown	1-2	Mississippi State	8-9	SE Missouri State	1-0
Arizona	1-1	Georgia	18-10	Missouri	1-1	SW Missouri State	9-5
Arizona State	0-1	Georgia Southern	1-0	Missouri-KC	1-0	SE Louisiana	2-0
Arkansas	4-11	Georgia Tech	2-2	Monmouth	1-1	Stetson	1-0
Auburn	11-5	Grambling St.	1-0	Morehead State	2-0	Tennessee	12-15
Austin Peay	2-0	Hampton	1-0	Mount St. Mary's	1-0	UT-Chattanooga	1-0
Belmont	4-0	Harvard	1-0	MTSU	4-0	Tennessee-Martin	3-0
Birmingham So.	1-0	Hawaii	0-1	Nebraska	1-0	Tennessee State	4-0
Boston College	1-1	Hawaii-Hilo	1-0	New Orleans	1-0	Tennessee Tech	3-0
Bradley	7-6	High Point	1-0	Nicholls State	1-0	TCU	2-0
Bucknell	2-0	Hofstra	1-0	Notre Dame	1-3	Texas-Pan American	1-0
Butler	0-1	Houston	1-0	North Carolina	1-0	Toledo	3-0
Cal Poly SLO	1-0	Illinois	0-2	North Carolina State	2-0	Tulane	1-2
Cal State Northridge	1-0	Illinois-Chicago	2-2	UNC Greensboro	1-0	Tulsa	4-2
Centenary	1-0	Indiana	2-1	UNC Wilmington	1-1	Utah State	2-0
Central Arkansas	1-0	Indiana State	10-4	Northeast Louisiana	1-0	Valparaiso	1-0
Central Michigan	1-0	IUPUI	2-0	Northern Iowa	8-7	Vanderbilt	0-1
Chaminade	1-0	Iona	2-0	Northwestern	2-1	Va. Commonwealth	2-1
Cincinnati	0-4	Iowa State	0-2	Oakland	1-1	Xavier	0-1
Cleveland State	0-1	Jacksonville State	1-0	Ohio	2-0	Wake Forest	1-2
College of Charleston	1-0	James Madison	1-1	Oregon	2-1	Washington State	1-1
Colorado	1-0	Kentucky	10-18	Oregon State	1-0	West Virginia	0-1
Connecticut	0-3	Lafayette	1-0	Pacific	1-0	Western Carolina	1-0
Creighton	10-2	LaSalle	1-0	Pittsburgh	2-0	Western Kentucky	4-1
Davidson	2-0	Lehigh	1-0	Presbyterian	1-0	Western Michigan	1-0
Dayton	3-0	Liberty	1-0	PR-Mayaguez	1-0	Wichita State	12-2
DePaul	3-2	Lipscomb	3-0	Purdue	0-1	William & Mary	1-0
Drake	12-2	Longwood	1-0	Rice	2-0	Wisconsin	1-3
Duquesne	0-2	Louisiana-Lafayette	1-0	Richmond	0-1	Wisc.-Green Bay	3-1
East Carolina	1-1	Louisiana State	11-6	Saint Francis	1-0	Wofford	3-0
Eastern Illinois	1-0	Louisiana Tech	0-1	Santa Clara	0-2	Overall	384-222
Eastern Kentucky	1-0	Louisville	0-1	Siena	0-1	At Home	243-64
E. Tennessee State	5-0	Manhattan	1-0	South Alabama	1-0	On the Road	91-124
Elon	1-0	Marquette	2-0	South Carolina	13-13	At Neutral Sites	50-34



COACHES AND SUPPORT STAFF

Kevin Stallings, Head Coach

advanced to the semifinals of the SEC Tournament -- all of this before reaching the "Big Dance" and concluding its run with a 23-10 overall mark. In 2006-07, Vanderbilt had the SEC Player of the Year in Derrick Byars and knocked off seven ranked opponents during the year.

In all, Stallings has coached in 10 postseason tournaments during his time at Vanderbilt, six NCAA tournaments and four NIT's. The Commodores reached the NIT in 2000, 2002, 2005 and 2006; and in 2005, the Commodores made the quarterfinals of the NIT, winning at Indiana and outlasting Wichita State at the buzzer before falling at Memphis, one step short of reaching the semifinal round in New York City.

QUALITIES OF A CARING COACH

Throughout his tenure at Vanderbilt, Stallings has proven himself as a coach whose intensity from the bench and drive to compete matches his reputation as a talented tactician and his genuine concern for players. Since coming to Nashville, Stallings has embraced the Commodore basketball tradition while building a program based on quality players and dedicated students.

He has molded Commodore players into some of the finest in the SEC. Former Commodores Dan Langhi and Matt Freije blossomed under the direction

of Stallings. Langhi earned the 2000 SEC Player of the Year award, while Freije became Vanderbilt's then-all-time leading scorer. Derrick Byars became Stallings' second player of the year in 2007, and

wing Shan Foster became his third in 2008 and the program's first player to the 2,000-point barrier. Both Byars and Foster were second-round selections in the 2007 and 2008 NBA Draft, respectively.

STALLINGS' RECORD THROUGH THE YEARS

Year	School	Position	W-L	Conf.	Postseason
2012	Vanderbilt	Head Coach	25-11	10-6	NCAA Third Round
2011	Vanderbilt	Head Coach	23-11	9-7	NCAA First Round
2010	Vanderbilt	Head Coach	24-9	12-4	NCAA First Round
2009	Vanderbilt	Head Coach	19-12	8-8	—
2008	Vanderbilt	Head Coach	26-8	10-6	NCAA First Round
2007	Vanderbilt	Head Coach	22-12	10-6	NCAA Regional Semifinals
2006	Vanderbilt	Head Coach	17-13	7-9	NIT First Round
2005	Vanderbilt	Head Coach	20-14	8-8	NIT Quarterfinals
2004	Vanderbilt	Head Coach	23-10	8-8	NCAA Regional Semifinals
2003	Vanderbilt	Head Coach	11-18	3-13	—
2002	Vanderbilt	Head Coach	17-15	6-10	NIT First Round [^]
2001	Vanderbilt	Head Coach	15-15	4-12	—
2000	Vanderbilt	Head Coach	19-11	8-8	NIT First Round
1999	Illinois State	Head Coach	16-15	7-11	—
1998	Illinois State	Head Coach	25-6	16-2•#	NCAA Second Round
1997	Illinois State	Head Coach	24-6	14-4•#	NCAA First Round
1996	Illinois State	Head Coach	22-12	13-5	NIT Quarterfinals
1995	Illinois State	Head Coach	20-13	13-5	NIT Second Round
1994	Illinois State	Head Coach	16-11	12-6	—
1993	Kansas	Assistant	29-7	11-3•	NCAA Final Four
1992	Kansas	Assistant	27-5	11-3•#	NCAA Second Round
1991	Kansas	Assistant	27-8	10-4•	NCAA Final Four*
1990	Kansas	Assistant	30-5	11-3	NCAA Second Round
1989	Kansas	Assistant	19-12	6-8	—
1988	Purdue	Assistant	29-4	16-2•	NCAA Sweet 16
1987	Purdue	Assistant	25-5	15-3•	NCAA Second Round
1986	Purdue	Assistant	22-10	11-7	NCAA First Round
1985	Purdue	Assistant	20-9	12-6	NCAA First Round
1984	Purdue	Assistant	22-7	15-3•	NCAA First Round
1983	Purdue	Assistant	21-9	11-7	NCAA Second Round
1982	Purdue	Player	18-14	11-7	NIT Final Four
1981	Purdue	Player	21-11	10-8	NIT Final Four
1980	Purdue	Player	27-8	11-7#	NCAA Final Four
1979	Belleville J.C.	Player	28-9	—	NJCAA Tournament
Totals at Vanderbilt			261-159	103-107	
Totals at Illinois State			123-63	75-33	
Head Coach Totals			384-222	178-140	
Totals at Kansas			132-37	49-21	
Totals at Purdue (coaching)			139-44		
Totals at Purdue (playing)			66-33		

- - Regular season conference champions
- # - Conference tournament champions
- * - Lost in National Championship game



COACHES AND SUPPORT STAFF

Kevin Stallings, Head Coach



At the same time, Stallings makes sure his players perform in the classroom. At Vanderbilt, all 42 of his seniors either have earned or are currently working toward their college degree. While at Illinois State, five Redbirds achieved Academic All-America status; and all but two seniors earned their degree.

Since Stallings became head coach a Vanderbilt player has been named:

- All-SEC either by the Associated Press or the league's coaches 24 times.
- SEC Player of the Week 27 times.
- Academic All-SEC 41 times.

COACHING TREE GROWS

As Stallings' career at Vanderbilt has blossomed, so has his coaching tree. In the last two years alone, two of his assistants have been elevated to head coaches, and since his arrival in Nashville prior to the 1999-2000 season, four of his assistant coaches have been head coaches or are currently at the helm of their own program. In 2012, longtime assistant Dan Muller assumed the reigns of his alma mater, Illinois State, and in 2011, King Rice was named the head coach at Monmouth. Other former assistants that have moved on include Tim Jankovich, who is now the coach-in-waiting at SMU, and Jeff Jackson, who is the head mentor at Furman. Additionally, Tom Richardson, who succeeded Stallings at Illinois State, came to Vanderbilt in 2004 and provides his head coaching experience to the current staff.

STALLINGS' CAREER AT A GLANCE

8

NCAA appearances as a head coach

2

Sweet 16 appearances

3

Number of SEC Players of the Year in his 13-year tenure at Vanderbilt

11

20-win seasons in 18 years as a head coach, seven in his 13 years at Vanderbilt

384

Total victories as a head coach

261

Victories as Vanderbilt head coach, second-most in program history

41

Number of SEC All-Academic team members he has coached at Vanderbilt



COACHES AND SUPPORT STAFF

Kevin Stallings, Head Coach

TRACK RECORD FOR SUCCESS

Prior to coming to Vanderbilt, Stallings coached six seasons at Illinois State (1994-99) in his first head coaching opportunity. Following the most successful coach in school history, Stallings raised the program to higher standards, taking four teams to postseason tournaments, including two trips to the NCAA Tournament. He became the first men's basketball coach in the history of the Missouri Valley Conference to win back-to-back regular season and conference tournament titles in 1997 and 1998. As the Redbirds head coach, Stallings averaged 21 wins a season, compiling a 123-63 record.

As an assistant coach, Stallings worked with two of the nation's most well-known and respected mentors - Gene Keady, his college coach at Purdue, and Roy Williams at Kansas.

After helping lead the Boilermakers as a player (1980-82) to three

postseason tournament appearances, including a NCAA Final Four appearance in 1980, Stallings served as an assistant coach under Keady from 1983-88. On Keady's staff, Stallings helped direct Purdue to six NCAA Tournament appearances and three Big Ten championships while tallying a 140-44 overall record.

"More than anything, I think what Gene Keady taught me was that good teams have good players and great teams have great teammates," Stallings said. "I think his greatest strength was his ability to get a team to achieve as close to its potential as possible on a very consistent basis. That's because of his ability to motivate people to be a willing part of what he called 'being a company man.' I believe in that and I believe in him. It's obvious that he was brilliant in that way."

Stallings left Purdue to join Williams' coaching staff at Kansas in 1989. Over the next five seasons, the Jayhawks made four NCAA Tournament appearances, enjoyed two trips to the Final Four, finished as the 1991 national runner-up and accumulated a 132-38 mark during Stallings' stay.

"The thorough nature in which Roy Williams approaches his job was the biggest aspect I took from my time at Kansas. Roy is very detailed, very organized and very meticulous. Not only is he a great coach and great recruiter, but he runs his program with precision and with great organization."

A 1978 graduate of Collinsville High School outside of St. Louis, Stallings played under the legendary Vergil Fletcher, who was inducted into the National High School Athletic Coaches Association Hall of Fame during the summer of 2004.

Stallings earned his undergraduate degree in business management and marketing at Purdue in 1982 before receiving a Master's degree in Counseling from Purdue in 1985.

Stallings and his wife Lisa have three children: Jacob (22), Alexa (18) and Jordyn (12).



The Stallings Family (left to right): Jacob, Alexa, Lisa, Kevin, and Jordyn.



COACHES AND SUPPORT STAFF

Basketball Staff



DAVID CASON ASSISTANT COACH

2nd Season
Illinois State, 1995

David Cason joined the Vanderbilt staff in April of 2011 and was an integral part to the Commodores claiming their first SEC Tournament Championship in 60 years. Cason's primary duties with Vanderbilt include scouting and recruiting.

Vanderbilt head coach Kevin Stallings and Cason are very familiar with each other - Cason was a guard on Stallings' Illinois State teams from 1993-95, where he led the Missouri Valley Conference in assists both seasons and also guided his team to a 20-13 record and an NIT appearance as a senior. In his senior season, Cason was named the Team MVP and the Redbirds' Athlete of the Year, and also established the school's single-game assists record with 16 in his senior campaign. He is still the Redbirds' all-time leader in career assists per game with 6.0.

Prior to his arrival in Nashville, Cason spent six seasons at the University of Tulsa on head coach Doug Wojcik's staff, including the last three as the associate head coach. In his six years at Tulsa, the Golden Hurricane posted an overall 123-78 record, advanced to the Conference USA Championship Game twice, won the inaugural post-season College Basketball Invitational (CBI)

Championship in 2008 and made appearances in the 2009 and 2010 NIT post-season tournaments. During his tenure, the Hurricane posted four straight 20-win seasons (2007-10), won 25 games in 2008 and 2009, and in 2010, Cason was recognized in a Foxsports.com survey of Conference USA head coaches as the league's top assistant coach.

Prior to his arrival at Tulsa, he spent two seasons on the TCU coaching staff, and helped the Horned Frogs reach the postseason (NIT) in the 2004-05 campaign.

From 2001-03, Cason served as the Director of Basketball Operations at the University of North Carolina. Prior to his time at North Carolina, he spent one season at Notre Dame and helped the Fighting Irish post a 22-15 record and earn a berth in the NIT Championship game.

Cason earned his bachelor's degree in recreation management from Illinois State. He and his wife, Tamara, have three children: daughters Da-Via and Taylor, and one son, DJ.

THE CASON FILE

Born

August 12, 1972

High School

Southern H.S. (Md.)

College

Bachelor's Degree:

Recreation Management,
Illinois State, '95

Family

Wife, Tamara; Daughters, Da-Via,
Taylor; Son, DJ

Prior Basketball Career

College of Idaho, Player (1991-93)

Illinois State, Player (1993-95)

Notre Dame, Staff (2000-01)

North Carolina, Staff (2001-03)

TCU, Staff (2004-05)

Tulsa, Staff (2005-11)

Vanderbilt, Staff (2011-present)



BRAD FREDERICK ASSISTANT COACH

14th Season
North Carolina, 1999

Brad Frederick is in his 14th campaign at Vanderbilt after joining Kevin Stallings' first Commodore coaching staff in 2000. Frederick's responsibilities with the Commodores have run the gamut in his 13 years in Nashville, and now include recruiting, scheduling, and scouting. Frederick is the dean of assistant coaches in the SEC.

Frederick has helped push the Commodores to new heights in his tenure - Vanderbilt has been to five of the last six NCAA Tournaments and six in all since 2000. The Commodores have been two two Sweet 16's and won the 2012 SEC Tournament Championship, the first SEC tournament title in 60 years. He also helped propel three Vanderbilt players to the NBA in 2012 (Festus Ezeli, John Jenkins, Jeffery Taylor), and has coached 10 All-SEC performers and three SEC Players of the Year.

Prior to his arrival at Vanderbilt, Frederick played three seasons as a reserve forward at

North Carolina, including the final season of legendary coach Dean Smith's career and the two-year coaching tenure of Bill Guthridge.

"That's one reason I went to North Carolina," Frederick said. "I wanted to learn from Coach Smith. Besides teaching me numerous things on the basketball court, he also showed me how to run a program."

As a Tar Heel, Frederick was part of two Final Four teams and two ACC Championship teams. He was the recipient of the team's Rick Sharp Award, which goes to the player who contributes the most behind the scenes. As a senior at UNC, Frederick also served as an assistant coach for the North Carolina junior varsity program under former Tar Heel great Phil Ford.

Frederick won the Athletic Director's Scholar-Athlete award twice during his junior and senior year and graduated with honors in political science and history.

Frederick, 36, is married to Jocelyn Isenburg of Longmeadow, Mass. They are the proud parents of Benjamin Robert (4), and Carson Avery (2).

THE FREDERICK FILE

Born

November 19, 1976

High School

Lawrence H.S. (Kansas)

College

Bachelor's Degree:

History & Political Science,
North Carolina, '99

Master's Degree:

Education, Illinois, '05

Family

Wife, Jocelyn; Son, Benjamin
Robert, Daughter, Carson Avery

Prior Basketball Career

North Carolina, Player (1997-99)

Vanderbilt, Staff (2000-Present)



COACHES AND SUPPORT STAFF

Basketball Staff



TOM RICHARDSON ASSISTANT COACH

10th Season
St. Xavier (Ill.), 1977

Tom Richardson enters his 10th season at Vanderbilt after joining the men's basketball program prior to the 2003-04 season.

A trusted friend and talented instructor, Richardson came to Vanderbilt after serving four years as head coach at Illinois State.

He succeeded Stallings as the Redbird head coach after the two had combined to lead Illinois State to a 123-63 record in six years.

During that tenure, regarded by many as the most successful in school history, the Redbirds won two Missouri Conference championships, made two trips to the NCAA Tournament and had two berths in the NIT.

In his four years as head coach, Richardson directed Illinois State to a 56-64 record with two second-place finishes in the Missouri Valley and one trip to the NIT.

Richardson gained a reputation as an excellent shooting instructor and the Illinois State field goal and free throw percentages during his tenure are proof of that ability. He was responsible for three of the top four free throw percentage seasons and three of the top five field goal percentage seasons in Illinois State history. His 2002-03 squad led

THE RICHARDSON FILE

Born

August 3, 1954

High School

Marist (Ill.)

College

Bachelor's Degree:

Social Sciences,
St. Xavier (Ill.), '77

Master's Degree:

Physical Education,
Chicago State, '86

Family

Wife, Nancy; Daughters, Mary Beth and Katie; Son, Matthew

Prior Basketball Career

St. Xavier (Ill.), Player (1974-77)
Marist HS (Ill.), Staff (1977-79)
Nazareth HS (Ill.), Head Coach (1980-93)
Illinois State, Staff (1993-99)
Illinois State, Head Coach (1999-2002)
Vanderbilt, Staff (2003-present)

the nation, shooting 44 percent from behind the 3-point line.

Prior to going to Illinois State, Richardson compiled a 193-146 record at Nazareth Academy High School in LaGrange, Ill., a Chicago suburb. He began the boys basketball program there and in his last 10 years had a 182-84 mark with three conference championships.

Richardson graduated from St. Xavier (Ill.) in 1977 and was a two-time basketball team captain. He was inducted into the school's athletics hall of fame in 1991. He received his master's from Chicago State in 1986.

He and his wife, Nancy, have three children; Mary Beth, Katie, and Matthew.



DAN CAGE DIRECTOR OF OPERATIONS

3rd Season
Vanderbilt, 2007

Dan Cage is entering his first season as the Director of Operations and his third as a member of the Vanderbilt basketball staff.

Cage was promoted to the Director of Operations in July of 2012 after spending two seasons as the Assistant Director of Operations.

Cage is no stranger to the Commodore program, however. He earned four letters from 2003-07 and helped lead VU to two Sweet 16 appearances in 2004 and 2007. Cage played in 125 games in his four-year career, started 32, and in his senior season averaged 11.2 ppg.

Duties for the former Vanderbilt standout include assisting with academics, travel, scouting and Commodore basketball alumni relations.

Cage played in Europe for four seasons after graduating with an undergraduate degree in economics in May of 2007. He played in Germany (TBB-Trier) in 2007-08, France (JSF Nanterre) and Spain (Caceres) in 2008-09 and 2009-10 (CB Canarias).

Dan married his long time girlfriend from Indianapolis, Ind., Anna Pizzi in August of 2009. The couple resides in Nashville.

THE CAGE FILE

Born

January 5, 1985

High School

Bishop Chatard (Ind.)

College

Bachelor's Degree:

Economics,
Vanderbilt, '07

Family

Wife, Anna

Prior Basketball Career

Bishop Chatard (Ind.), Player (2000-03)
Vanderbilt, Player (2003-07)
TBB-Trier (Germany), Player (2007-08)
JSF Nanterre (France), Player (2008-09)
Caceres (Spain), Player (2008-09)
CB Canarias (Spain), Player (2009-10)
Vanderbilt, Staff (2010-present)



SUPPORT STAFF



BROCK WILLIAMS
*Director/
Sport Operations*

A 30-year veteran at Vanderbilt University, Assistant Vice Chancellor for Student Athletics and Recreation Brock Williams is in his seventh year as Director of Sport Operations for men's basketball.

Williams' sports duties include day-to-day operations, budget control, department staffing and alumni relations. He also oversees Vanderbilt's student recreation center and its support of 38 intramural sports programs, as well

as serves as a liaison with the cheerleading squad and Spirit of Gold pep band.

Previously, Williams worked many years as Associate Dean of Residential and Judicial Affairs at Vanderbilt.

A 1979 graduate of North Carolina, Williams earned his master's degree from Vanderbilt in 1984.

Williams and his wife Andrea, have three children: Corbin (20), Carolina Grace (17) and Christian (14).



NEAL CLARK
*Academic
Counselor*

After arriving at Vanderbilt in February 2005, Neal Clark now serves as a Senior Academic Counselor for Student Athletics. Neal is entering his sixth full season as the academic counselor for the Commodore men's basketball team. In addition to basketball, he also works with the women's bowling team.

Clark returned to Vanderbilt after spending one season at the University of Minnesota in 2009 working with their men's and women's basketball team.

Prior to joining Vanderbilt, Clark had worked in a similar role with the football squad at the University of Kentucky, assisting as a liaison between the university's central advising service and the athletic department. Clark also served as the Assistant Director of Student-Athlete Services for football at James Madison University from June 2002 to July 2003.

Clark earned both his bachelor's degree (1992) and master's degree (2002) in Social Work from Kentucky. He worked two years with the athletic department's Community Outreach Program from 1999-2000 before serving as an Academic Graduate Assistant from 2000-2002. Clark has been accepted into the Education Leadership and Professional Practice Doctorate Program at Travecca University and will begin to take classes in the summer of 2012. Clark is a proud father of Corrine Renee Clark who was born June 10, 2011.



SHANNON GORDON
Athletic Trainer

Shannon Gordon is in his sixth season as the athletic trainer for Commodore men's basketball and seventh at Vanderbilt. He worked with the nationally ranked VU baseball team in 2006-07.

Gordon came to Nashville after working as an athletic trainer at Ohio University. He worked closely with the men's basketball team as well as the football and women's soccer squads.

This is his second stint in Nashville as he served as

outreach coordinator for high school athletic training programs through Columbia Sports Medicine from 1994-99. He also worked with the Nashville Kats from 1997-99.

Gordon has a bachelor's degree in physical education with an emphasis on athletic training from Indiana State in 1992. He earned his master's degree in kinesiology/athletic training from Indiana and is currently pursuing his PhD.

He is married to the former Kara Durham, and is the proud father of Landon Cole, who was born on February 8, 2012.



DEBBIE GREEN
*Assoc. Director of
Ticketing*

Debbie Green, a 16-year veteran of the Vanderbilt athletic department, serves as the Commodores' Associate Director of Ticketing and supervises Vanderbilt's men's basketball ticket operation.

A native of Franklin, Tenn., Green is in charge of player and staff will call, both at home and on the road, and is responsible for extensive auditing by NCAA, SEC and Vanderbilt internal auditors for men's basketball and football.

Debbie and her husband

Houston are the proud parents of Angie Beasley and Tiffany Fisher, and grandparents of Maggie Beasley, Maddox Fisher, and Brady Fisher.



CURTIS TURNER
*Strength and
Conditioning*

Curtis Turner enters his 10th season as a Commodore strength and conditioning coach, and his third working with the men's basketball program.

Turner, 33, and a native of Blairsville, Ga., joined Vanderbilt after working three years with the Clemson athletic strength staff. After starting at Clemson as an undergraduate, Turner moved into a full-time role at Vanderbilt after earning a bachelor's degree in secondary education.

While he assisted with the Clemson football team, Turner also guided the training programs for other Tiger sports, including golf and rowing.

STUDENT MANAGERS



ROB CROSS
*Junior, Head Manager
Chappaqua, N.Y.*



RAFI GOLDMAN
*Sophomore
Newton, Mass.*



ZACH KLEINER
*Freshman
Merion, Pa.*



DAN MARKS
*Senior
Basking Ridge, N.J.*



NICK SOUDER
*Junior
Harrodsburg, Ky.*



BRIAN SUH
*Freshman
Roslyn Heights, N.Y.*



UNIVERSITY ADMINISTRATION

Nicholas S. Zeppos, Chancellor



Chancellor Nicholas S. Zeppos was raised in Milwaukee, where he spent many an afternoon watching the great Hank Aaron of the Braves slug home runs in the old County Stadium.

Named Vanderbilt's eighth chancellor in 2008, Zeppos has taken a keen interest in athletics at Vanderbilt during his more than two decades at the university.

"I don't do the operations," Zeppos said. "I don't call the plays, I don't throw the passes. I see my job as simply trying to do whatever I can to support all of the talented people who do these things."

This support has included the endorsement of an athletics capital improvement plan expected to surpass \$50 million, which orchestrates efforts to improve the student experience for athletes and assists with recruiting.

"One thing I consider the ultimate compliment is when a coach calls me and says, 'I've got a couple of recruits here. Could you meet them?'"

A distinguished legal scholar, teacher and executive, Zeppos served from 2002 to February 2008 as Vanderbilt's chief academic officer, overseeing the university's undergraduate, graduate and professional education programs and research in liberal arts and sciences, engineering, music, education, business, law and divinity. As provost and vice chancellor, he chaired Vanderbilt's budgeting and capital planning council, as well as oversaw

the dean of students and dean of admissions.

Zeppos has led a number of important initiatives at Vanderbilt, including the planning process for The Ingram Commons, a landmark transformation of the first-year experience; the Strategic Academic Planning Group; innovative efforts in undergraduate admissions and financial aid; and the development of new programs in Jewish studies, law and economics and genetics, among others.

In a bold move to strengthen Vanderbilt's commitment to admitting undergraduates on the basis of accomplishment and achievement, rather than their ability to pay, Zeppos significantly expanded the financial aid program in 2009. By replacing undergraduate, need-based loans with grant and scholarship assistance, the university opened its doors wider to highly talented and qualified students of all economic, cultural and geographical backgrounds. The expanded aid program is funded by a combination of strategic budget allocations, the university's Shape the Future fundraising campaign, which under Zeppos' leadership raised over \$1.9 billion, and the current Opportunity Vanderbilt campaign.

Zeppos was recognized with five teaching awards at the law school before serving as an associate dean, associate provost, and provost and vice chancellor for academic affairs. He also served as interim chancellor for eight months prior to being formally appointed as Vanderbilt's eighth chancellor on March 1, 2008.

Zeppos is the Vice President of the 2012-13 executive committee of the Southeastern Conference.

In the Nashville community, Zeppos serves on the boards of the Nashville Area Chamber of Commerce and the Nashville Public Education Foundation. He also serves on the National Security Higher Education Advisory Board and the Freedom Forum Diversity Institute Board.

From 1982 to 1987, Zeppos practiced law in Washington, D.C., at the United States Department of Justice and at Wilmer, Cutler & Pickering, where he specialized in appellate litigation involving complex regulatory, statutory and constitutional matters.


Zeppos is a 1979 magna cum laude graduate of the University of Wisconsin Law School, where he served as editor in chief of the Wisconsin Law Review and was selected as the outstanding graduate of his class. He studied history during his undergraduate years at the university, where he was a 1976 Phi Beta Kappa graduate.

He is married to Lydia A. Howarth, a graduate of the University of Chicago and Lawrence University, who is an editor. They have two sons, Benjamin and Nicholas.



UNIVERSITY ADMINISTRATION

David Williams II, Vice Chancellor for University Affairs and Athletics



Vice Chancellor of University Affairs and Athletics David Williams II guides the Vanderbilt Athletics, Recreation, Intramural, and Club Sports programs.

In December 2011, Williams demonstrated his leadership by orchestrating the thorough search that led to Maryland associate head coach James Franklin becoming Vanderbilt's 27th head coach.

Whether supporting coaches and student-athletes, presiding over important activities, or debating strategic policy changes in Commodore athletics, Williams plays a key leadership role in the administration of Vanderbilt Athletics.

Since 2003, Williams has guided Vanderbilt Athletics into a bold new direction. Under Williams, the Vanderbilt program has had many successes on and off the field of competition. Williams has directed an initiative to more fully integrate Commodore athletics into the total Vanderbilt student life experience.

Today, Williams has firmly placed his stamp on the program, and has positioned Vanderbilt Athletics among the most innovative in the nation. The cumulative grade point for Vanderbilt student-athletes has continued to improve through Williams' tenure, reaching its highest level in more than two decades. Competitive success, such as the first-ever Southeastern Conference championship won by the women's cross country team in 2011-12, is becoming an expectation on campus. Individual accomplishment has been increasing, with 11 Vanderbilt athletes being selected in the first round of their respective professional sports in the last eight years.

Williams has overseen the recruitment and hiring of nine outstanding head coaches. Williams also has addressed numerous facility upgrades, including an extensive refurbishing of Vanderbilt Stadium and football locker rooms, expansion of Hawkins Field, addition of new tennis courts and amenities at Brownlee O. Currey Center and renovations in Memorial Gym, the Hendrix Room and the McGugin Center. In addition to the facility upgrades, he is also leading the charge to build a new indoor multipurpose facility that will be used by several Vanderbilt teams and will house an indoor track and 100-yard football field. Under his guidance, a program was started to allow more overseas travel and study for Commodore teams and student-athletes.

Williams' campus activities also include being a tenured full professor at the School of Law, where he teaches Tax Law, Sports Law and Education Law. He has also taught a class on Law and Higher Education at Peabody College, and occasional courses in the undergraduate curriculum.

Williams has reached outside of the Vanderbilt community in the area of intercollegiate sports. Williams served as a member of the SEC team that negotiated

the recent SEC/ESPN/CBS contract, and is beginning his third year of a four-year term on the NCAA Division I Academic Cabinet.

He also serves as Chairman of the NCAA Infraction Appeals Committee and is a member of the Enforcement Working Group appointed by NCAA President Mark A. Emmert.

Williams was named Vice Chancellor, General Counsel and Secretary of Vanderbilt in 2000. His role moved toward administration of Vanderbilt student affairs and athletics in 2002.

Williams came to Vanderbilt after serving in numerous administrative roles at Ohio State over a 14-year period. When he accepted the Vanderbilt role, Williams was Vice President of Student and Urban/Community Affairs and Professor of Law at Ohio State.

A native of Detroit, Michigan, Williams received a Bachelor of Science in Social Science and Master of Arts in Education from Northern Michigan University where he was a member of the track team. He also earned a Master of Business Administration and a Doctor of Jurisprudence from the University of Detroit, and an L.L.M. in taxation from New York University.

Before entering law school, Williams spent 10 years as a teacher and coach in the Detroit public school system.

Williams is active in the Nashville area community, serving as a board member with several organizations. He is treasurer and finance committee chair of the Nashville Public Television Board of Directors, and former treasurer of the Board of Directors of the Nashville Symphony where he continues to serve on the Board. Some of Williams' other board memberships include the Nashville Sports Council, Tennessee Sports Hall of Fame, Adventure Science Center, 100 Black Men of Middle Tennessee, the Community Foundation, Special Olympics of Tennessee, and the Center for Nonprofit Management.

Williams also supports youth athletic programs in the Nashville community.

Professionally, Williams is an active member of the American Corporate Counsel Association, the National Association of College and University Attorneys and the American Bar Association. He is a past member of the Continuing Legal Education committee of both the Nashville Bar Association and the NACUA. As a member of ABA's Section of Business Law, Williams has served as a member of the Corporate Counsel Committee. He held terms on two prestigious legal committees – the ABA Standing Committee on Public Education and the ABA Section on Legal Education and Admissions Standards Review Committee.

He recently completed consecutive three-year terms as a member of the Nashville branch of the Atlanta Federal Reserve Board.

Williams also is a member of the American Law Institute, and a past member of the Harry Phillips Inn of Court. He has served on a number of ABA Accreditation site visits of law schools and has completed a term on the Membership Review Committee of the American Association of Law Schools. Williams has written, lectured and participated in many seminars on topics of tax law, sports law, law and education, and legal history. Williams recently completed a three-year term on the board of directors for the National Association for Colleges and University Attorneys. He is serving a second term on Nashville Mayor Karl Dean's Procurement Standards Board.

Williams has taught at the law schools of the University of Detroit, Capital University, Ohio State University and Vanderbilt, and directed the Ohio State University Law Program in Oxford, England in 1992 and 1995. He was elected outstanding law professor at both the University of Detroit and Ohio State University.

Williams and his wife, Gail, have four children: Erika, who is a grade school teacher in Detroit, and is a graduate of Eastern Michigan University; David Williams III, who is a two-time graduate of Bowling Green State University, and is an academic counselor at Michigan State University; Samantha, who recently graduated from Brown University, where she was a member of the swim team, and is now working in Washington, DC; and Nicholas, who is a senior at University School of Nashville and competes in cross country, basketball, track and soccer; Gail is a graduate of the University of Michigan and the University of Detroit College of Law and serves as the Associate Director of Community Relations of Vanderbilt. She is serving her third year as President of the University School of Nashville Board of Trustees and is the past Chair of the Metro Transit Authority where she continues to serve as a Board member. In addition, Gail serves on the Boards of many non-profit organizations, including The Frist Center, The Women's Fund Advisory Board, and the YWCA.



2011-12 SEASON REVIEW

Commodores Claim First SEC Tournament Championship Since 1951

Vanderbilt defeated eventual national champion Kentucky, 71-64, in the SEC Tournament Championship in New Orleans on March 11 to win its first SEC Tournament championship since 1951, ending a 60-year drought.

Three Commodores Drafted In First 31 Picks of NBA Draft

History was made for Vanderbilt basketball on NBA Draft night, when Festus Ezeli, John Jenkins, and Jeffery Taylor each heard their names called at the Prudential Center in Newark, N.J., at the 2012 NBA Draft. It marks the first time the Commodores have had three picks in the first two rounds of the draft, and with John Jenkins being selected as the 23rd pick by the Atlanta Hawks, it was the first time since 1988 that a Vanderbilt player was chosen in the first round (Will Perdue).

Ezeli was chosen 30th, the final pick of the first round, by the Golden State Warriors, while Taylor was picked one pick later at 31 by the Charlotte Bobcats.

All Five Starters Depart From 2011-12

Besides the three NBA draftees, the Commodores also saw the departure of senior point guard Brad Tinsley, who ended his career second all-time on Vanderbilt's assist list, and starting four-man Lance Goulbourne, who averaged 8.7 points and a team-high 6.9 rebounds per game. The Commodores also lost senior sixth man Steve Tchiengang.

In all, 88% of Vanderbilt's total point production must be replaced in 2012-13.

Stallings Closing In On Becoming All-Time Winningest Vanderbilt Coach

Vanderbilt head coach Kevin Stallings, who is in his 14th season as Commodore head coach, has 261 career victories with the Black and Gold, and trails all-time coaching leader Roy Skinner by only 17 wins (278 career wins). Stallings' record as Vanderbilt head coach is 261-159.

Stallings' Success

After the 2011-12 campaign, Coach Stallings has had seven 20-win seasons in the last eight, with six NCAA tournament appearances and two Sweet 16's (2004 and 2007). Stallings has the most 20-win campaigns in Vanderbilt history, and is the first Commodore coach to lead Vanderbilt to three consecutive NCAA Tournaments (2010, 2011, 2012).

Win Totals

Vanderbilt's 25 wins in 2011-12 was the most since the 2007-08 season and the second-most win total since the 1992-93 season. Additionally, the Commodores' seven 20-win seasons in the last nine years is only third to Florida, who has had nine, and Kentucky, who has had eight. Other school totals: Miss. St. (6), Tennessee (5), Ole Miss (4), S. Carolina (4), LSU (3), Alabama (3), Arkansas (3), Auburn (1), Georgia (1).

International Presence

The Commodores are represented by three countries on this year's roster - the United States, Cameroon (James Siakam), and Germany (Kevin Bright) - to continue Vanderbilt's line of foreign players. VU has had a player from outside of the United States on its roster for every season dating back to the 1996-97 campaign. The countries represented in the last 16 years (Ivory Coast, Poland, Austria, England, Australia, Cameroon, Nigeria, Sweden, Germany).

3-Point Streak Continues Through 26th Season; VU One Of Three Teams To Hit A Trey In Every Game Since 1986-87 Season

Vanderbilt has made a 3-pointer in 832 consecutive games, a streak which began at the inception of the 3-point line in 1986-87. The Commodores rank second only to UNLV for the longest streak in Division I basketball. Vanderbilt, UNLV and Princeton are the only three schools in college basketball to have made at least one 3-pointer in every game played since the 3-point line was implemented.

Individual Notes

- Jenkins led the SEC in scoring for the second consecutive season for the first time since 1996 and 1997. Jenkins was named a first-team All-SEC selection and a third-team Associated Press All-American.
- Taylor was also a first-team All-SEC selection. Jenkins and Taylor's selection to the first team was the first time the Commodores had two players on the first team since 1989, when Barry Goheen and Frank Kornet were selected.
- Taylor leaves Vanderbilt has the school's second all-time leading scorer, behind Shan Foster, with 1,897 career points.
- Jenkins' 696 points is second all-time on Vanderbilt's single season scoring list, behind Billy McCaffrey's 699 points in the 1992-93 season.
- Ezeli is now the Commodores' all-time leading career shot blocker with 207. He surpassed former VU great Will Perdue in his senior season (157).

Vanderbilt And National Rankings



DEPARTED PLAYERS

Senior Festus Ezeli

Ezeli's Statistics at Vanderbilt

Year	GP	GS	Min	Avg	FG	FGA	Pct.	3pt	3ptA	Pct	FT	FTA	Pct	Off	Def	Tot	Avg	PF	FO	Ast	TO	Blk	Stl	Pts	Avg
2008-09	29	6	360	12.4	41	75	.547	0	0	.000	28	55	.509	28	46	74	2.6	58	1	1	43	22	4	110	3.8
2009-10	32	5	406	12.7	49	90	.544	0	0	.000	22	59	.373	30	72	102	3.2	70	3	3	34	43	6	120	3.8
2010-11	34	34	799	23.5	151	257	.588	0	0	.000	140	216	.648	95	118	213	6.3	104	5	6	60	87	20	442	13.0
2011-12	26	22	603	23.2	89	165	.539	0	0	.000	84	139	.604	62	92	154	5.9	82	5	8	58	52	11	262	10.1
TOTAL	121	67	2168	17.9	330	587	.562	0	0	.000	274	469	.584	215	328	543	4.5	314	14	18	195	204	41	934	7.7

Ezeli's SEC Statistics at Vanderbilt

Year	GP	GS	Min	Avg	FG	FGA	Pct.	3pt	3ptA	Pct	FT	FTA	Pct	Off	Def	Tot	Avg	PF	FO	Ast	TO	Blk	Stl	Pts	Avg
2008-09	16	3	194	12.1	20	32	.625	0	0	.000	12	29	.414	15	23	38	2.4	31	1	0	22	7	3	52	3.3
2009-10	16	0	186	11.6	15	29	.517	0	0	.000	11	25	.440	13	32	45	2.8	38	2	1	11	16	4	41	2.6
2010-11	16	16	404	25.3	66	125	.528	0	0	.000	77	109	.706	41	55	96	6.0	46	4	3	34	48	9	209	13.1
2011-12	16	16	371	23.2	58	107	.542	0	0	.000	47	83	.566	36	51	87	5.4	54	3	4	36	36	4	163	10.2
TOTAL	64	35	1155	18.0	159	293	.543	0	0	.000	147	246	.598	105	161	266	4.2	169	10	8	103	107	20	465	7.3

Senior Lance Goulbourne

Goulbourne's Statistics at Vanderbilt

Year	GP	GS	Min	Avg	FG	FGA	Pct.	3pt	3ptA	Pct	FT	FTA	Pct	Off	Def	Tot	Avg	PF	FO	Ast	TO	Blk	Stl	Pts	Avg
2008-09	29	6	360	12.4	41	75	.547	0	0	.000	28	55	.509	28	46	74	2.6	58	1	1	43	22	4	110	3.8
2009-10	32	5	406	12.7	49	90	.544	0	0	.000	22	59	.373	30	72	102	3.2	70	3	3	34	43	6	120	3.8
2010-11	34	34	799	23.5	151	257	.588	0	0	.000	140	216	.648	95	118	213	6.3	104	5	6	60	87	20	442	13.0
2011-12	26	22	603	23.2	89	165	.539	0	0	.000	84	139	.604	62	92	154	5.9	82	5	8	58	52	11	262	10.1
TOTAL	121	67	2168	17.9	330	587	.562	0	0	.000	274	469	.584	215	328	543	4.5	314	14	18	195	204	41	934	7.7

Goulbourne's SEC Statistics at Vanderbilt

Year	GP	GS	Min	Avg	FG	FGA	Pct.	3pt	3ptA	Pct	FT	FTA	Pct	Off	Def	Tot	Avg	PF	FO	Ast	TO	Blk	Stl	Pts	Avg
2008-09	16	0	221	13.8	27	60	.450	8	23	.348	11	18	.611	13	27	40	2.5	23	0	6	17	8	6	73	4.6
2009-10	14	0	192	13.7	16	45	.356	6	24	.250	15	21	.714	10	16	26	1.9	23	0	4	9	8	2	53	3.8
2010-11	16	13	396	24.8	27	69	.391	7	27	.259	20	34	.588	28	88	116	7.3	31	0	21	19	4	5	81	5.1
2011-12	16	16	438	27.4	37	101	.366	9	31	.290	34	48	.708	31	64	95	5.9	35	0	23	29	9	24	117	7.3
TOTAL	62	29	1247	20.1	107	275	.389	30	105	.286	80	121	.661	82	195	277	4.5	112	0	54	74	29	37	324	5.2

Junior John Jenkins

Jenkins' Statistics at Vanderbilt

Year	GP	GS	Min	Avg	FG	FGA	Pct.	3pt	3ptA	Pct	FT	FTA	Pct	Off	Def	Tot	Avg	PF	FO	Ast	TO	Blk	Stl	Pts	Avg
2009-10	31	7	716	23.1	110	234	.470	72	149	.483	48	60	.800	8	61	69	2.2	36	0	30	23	5	14	340	11.0
2010-11	32	32	1105	34.5	190	411	.462	100	245	.408	144	161	.894	17	78	95	3.0	44	0	39	52	10	24	624	19.5
2011-12	35	35	1177	33.6	217	458	.474	134	305	.439	128	153	.837	16	85	101	2.9	42	0	42	55	11	29	696	19.9
TOTAL	98	74	2998	30.6	517	1103	.469	306	699	.438	320	374	.856	41	224	265	2.7	122	0	111	130	26	67	1660	16.9

Jenkins' SEC Statistics at Vanderbilt

Year	GP	GS	Min	Avg	FG	FGA	Pct.	3pt	3ptA	Pct	FT	FTA	Pct	Off	Def	Tot	Avg	PF	FO	Ast	TO	Blk	Stl	Pts	Avg
2009-10	14	3	332	23.7	47	103	.456	30	66	.455	19	25	.760	1	25	26	1.9	12	0	9	7	5	9	143	10.2
2010-11	16	16	578	36.1	102	201	.507	49	115	.426	79	87	.908	9	45	54	3.4	24	0	25	32	4	14	332	20.8
2011-12	16	16	541	33.8	91	190	.479	63	131	.481	63	72	.875	8	36	44	2.8	12	0	19	26	5	14	308	19.3
TOTAL	46	35	1451	31.5	240	494	.486	142	312	.455	161	184	.875	18	106	124	2.7	48	0	53	65	14	37	783	17.0



DEPARTED PLAYERS

Senior Aaron Noll

Noll's Statistics at Vanderbilt

Year	GP	GS	Min	Avg	FG	FGA	Pct.	3pt	3ptA	Pct	FT	FTA	Pct	Off	Def	Tot	Avg	PF	FO	Ast	TO	Blk	Stl	Pts	Avg
2008-09	3	0	4	1.3	1	1	1.000	0	0	.000	0	1	.000	0	1	1	0.3	0	0	0	0	0	0	2	0.7
2009-10	8	0	12	1.5	0	0	.000	0	0	.000	4	4	1.000	2	3	5	0.6	2	0	0	0	0	0	4	0.5
2010-11	4	0	8	2.0	0	0	.000	0	0	.000	0	0	.000	0	2	2	0.5	0	0	0	0	0	0	0	0.0
2011-12	4	0	3	0.8	0	1	.000	0	0	.000	0	0	.000	1	0	1	0.3	0	0	0	0	0	0	0	0.0
TOTAL	19	0	27	1.4	1	2	.500	0	0	.000	4	5	.800	3	6	9	0.5	2	0	0	0	0	0	6	0.3

Noll's SEC Statistics at Vanderbilt

Year	GP	GS	Min	Avg	FG	FGA	Pct.	3pt	3ptA	Pct	FT	FTA	Pct	Off	Def	Tot	Avg	PF	FO	Ast	TO	Blk	Stl	Pts	Avg
2009-10	2	0	2	1.0	0	0	.000	0	0	.000	2	2	1.000	0	1	1	0.5	1	0	0	0	0	0	2	1.0
2011-12	1	0	0	0.0	0	0	.000	0	0	.000	0	0	.000	0	0	0	0.0	0	0	0	0	0	0	0	0.0
TOTAL	3	0	2	0.7	0	0	.000	0	0	.000	2	2	1.000	0	1	1	0.3	1	0	0	0	0	0	2	0.7

Junior Jordan Smart

Smart's Statistics at Vanderbilt

Year	GP	GS	Min	Avg	FG	FGA	Pct.	3pt	3ptA	Pct	FT	FTA	Pct	Off	Def	Tot	Avg	PF	FO	Ast	TO	Blk	Stl	Pts	Avg
2009-10	10	0	27	2.7	0	6	.000	0	5	.000	0	0	.000	1	5	6	0.6	1	0	4	0	0	2	0	0.0
2010-11	14	0	47	3.4	2	5	.400	2	5	.400	0	0	.000	0	8	8	0.6	2	0	4	1	1	0	6	0.4
2011-12	8	0	16	2.0	4	5	.800	2	3	.667	0	0	.000	0	3	3	0.4	2	0	0	0	0	0	10	1.3
TOTAL	32	0	90	2.8	6	16	.375	4	13	.308	0	0	.000	1	16	17	0.5	5	0	8	1	1	2	16	0.5

Smart's SEC Statistics at Vanderbilt

Year	GP	GS	Min	Avg	FG	FGA	Pct.	3pt	3ptA	Pct	FT	FTA	Pct	Off	Def	Tot	Avg	PF	FO	Ast	TO	Blk	Stl	Pts	Avg
2009-10	3	0	7	2.3	0	2	.000	0	2	.000	0	0	.000	0	1	1	0.3	0	0	0	0	0	1	0	0.0
2010-11	5	0	5	1.0	1	1	1.000	1	1	1.000	0	0	.000	0	0	0	0.0	0	0	0	0	0	0	3	0.6
2011-12	3	0	4	1.3	0	1	.000	0	1	.000	0	0	.000	0	1	1	0.3	0	0	0	0	0	0	0	0.0
TOTAL	11	0	16	1.5	1	4	.250	1	4	.250	0	0	.000	0	2	2	0.2	0	0	0	0	0	1	3	0.3

Senior Jeffery Taylor

Taylor's Statistics at Vanderbilt

Year	GP	GS	Min	Avg	FG	FGA	Pct.	3pt	3ptA	Pct	FT	FTA	Pct	Off	Def	Tot	Avg	PF	FO	Ast	TO	Blk	Stl	Pts	Avg
2008-09	31	31	805	26.0	136	271	.502	9	41	.220	96	139	.691	82	110	192	6.2	76	5	53	69	12	29	377	12.2
2009-10	33	33	883	26.8	148	300	.493	1	11	.091	141	189	.746	64	108	172	5.2	87	2	57	74	13	36	438	13.3
2010-11	34	33	1078	31.7	171	381	.449	39	113	.345	120	167	.719	57	131	188	5.5	83	3	80	87	19	35	501	14.7
2011-12	36	36	1157	32.1	210	426	.493	66	156	.423	95	157	.605	77	123	200	5.6	67	1	62	79	16	46	581	16.1
TOTAL	134	133	3923	29.3	665	1378	.483	115	321	.358	452	652	.693	280	472	752	5.6	313	11	252	309	60	146	1897	14.2

Taylor's SEC Statistics at Vanderbilt

Year	GP	GS	Min	Avg	FG	FGA	Pct.	3pt	3ptA	Pct	FT	FTA	Pct	Off	Def	Tot	Avg	PF	FO	Ast	TO	Blk	Stl	Pts	Avg
2008-09	16	16	425	26.6	64	131	.489	4	12	.333	53	76	.697	47	53	100	6.3	38	3	30	43	5	12	185	11.6
2009-10	16	16	444	27.8	68	137	.496	0	3	.000	83	108	.769	25	46	71	4.4	46	2	29	40	7	20	219	13.7
2010-11	16	15	540	33.8	80	200	.400	18	58	.310	49	72	.681	35	56	91	5.7	44	2	40	36	8	21	227	14.2
2011-12	16	16	532	33.2	90	182	.495	39	80	.488	50	79	.633	32	66	98	6.1	35	1	27	32	8	17	269	16.8
TOTAL	64	63	1941	30.3	302	650	.465	61	153	.399	235	335	.701	139	221	360	5.6	163	8	126	151	28	70	900	14.1



DEPARTED PLAYERS

Senior Steve Tchiengang

Tchiengang's Statistics at Vanderbilt

Year	GP	GS	Min	Avg	FG	FGA	Pct.	3pt	3ptA	Pct	FT	FTA	Pct	Off	Def	Tot	Avg	PF	FO	Ast	TO	Blk	Stl	Pts	Avg
2008-09	25	16	432	17.3	28	85	.329	12	39	.308	23	32	.719	23	56	79	3.2	71	2	12	30	11	9	91	3.6
2009-10	33	1	382	11.6	38	75	.507	5	13	.385	31	51	.608	31	52	83	2.5	74	2	7	37	5	7	112	3.4
2010-11	34	0	559	16.4	53	118	.449	22	53	.415	34	45	.756	32	70	102	3.0	72	2	15	34	12	11	162	4.8
2011-12	35	13	605	17.3	43	93	.462	6	22	.273	28	37	.757	41	76	117	3.3	78	2	18	34	12	11	120	3.4
TOTAL	127	30	1978	15.6	162	371	.437	45	127	.354	116	165	.703	127	254	381	3.0	295	8	52	135	40	38	485	3.8

Tchiengang's SEC Statistics at Vanderbilt

Year	GP	GS	Min	Avg	FG	FGA	Pct.	3pt	3ptA	Pct	FT	FTA	Pct	Off	Def	Tot	Avg	PF	FO	Ast	TO	Blk	Stl	Pts	Avg
2008-09	16	10	279	17.4	20	55	.364	9	26	.346	18	23	.783	13	37	50	3.1	48	2	7	20	8	7	67	4.2
2009-10	16	1	207	12.9	18	36	.500	3	6	.500	18	30	.600	16	30	46	2.9	42	2	3	20	2	2	57	3.6
2010-11	16	0	253	15.8	22	54	.407	8	22	.364	10	15	.667	11	23	34	2.1	38	2	5	15	3	4	62	3.9
2011-12	16	0	240	15.0	22	46	.478	3	9	.333	7	9	.778	16	20	36	2.3	33	0	5	13	3	4	54	3.4
TOTAL	64	11	979	15.3	82	191	.429	23	63	.365	53	77	.688	56	110	166	2.6	161	6	20	68	16	17	240	3.8

Senior Brad Tinsley

Tinsley's Statistics at Vanderbilt

Year	GP	GS	Min	Avg	FG	FGA	Pct.	3pt	3ptA	Pct	FT	FTA	Pct	Off	Def	Tot	Avg	PF	FO	Ast	TO	Blk	Stl	Pts	Avg
2008-09	31	28	960	31.0	108	258	.419	69	168	.411	56	68	.824	7	72	79	2.5	36	0	86	64	5	20	341	11.0
2009-10	33	27	858	26.0	77	190	.405	31	105	.295	44	51	.863	5	78	83	2.5	38	0	94	60	5	15	229	6.9
2010-11	34	34	1111	32.7	115	264	.436	45	122	.369	84	102	.824	9	117	126	3.7	36	0	155	63	7	28	359	10.6
2011-12	36	36	989	27.5	110	232	.474	44	106	.415	59	69	.855	5	87	92	2.6	62	0	147	71	5	22	323	9.0
TOTAL	134	125	3918	29.2	410	944	.434	189	501	.377	243	290	.838	26	354	380	2.8	172	0	482	258	22	85	1252	9.3

Tinsley's SEC Statistics at Vanderbilt

Year	GP	GS	Min	Avg	FG	FGA	Pct.	3pt	3ptA	Pct	FT	FTA	Pct	Off	Def	Tot	Avg	PF	FO	Ast	TO	Blk	Stl	Pts	Avg
2008-09	16	15	508	31.8	56	135	.415	32	83	.386	31	36	.861	5	38	43	2.7	20	0	47	35	3	9	175	10.9
2009-10	16	13	420	26.3	38	98	.388	11	46	.239	31	33	.939	4	42	46	2.9	20	0	45	23	2	7	118	7.4
2010-11	16	16	545	34.1	54	121	.446	19	51	.373	43	48	.896	4	47	51	3.2	18	0	66	28	1	12	170	10.6
2011-12	16	16	449	28.1	39	89	.438	14	39	.359	23	26	.885	2	38	40	2.5	25	0	73	29	3	6	115	7.2
TOTAL	64	60	1922	30.0	187	443	.422	76	219	.347	128	143	.895	15	165	180	2.8	83	0	231	115	9	34	578	9.0



2011-12 STATISTICS

Overall Record: 25-11; SEC: 10-6; Home: 13-5; Away: 6-5; Neutral: 6-1

Overall Statistics

No.	Player	GP	GS	Min	Avg	TOTAL			3-PTS			REBOUNDS														
						FG	FGA	Pct	3FG	FGA	Pct	FT	FTA	Pct	Off	Def	Tot	Avg	PF	FO	A	TO	Blk	Stl	Pts	Avg
23	JENKINS, John	35	35	1177	33.6	217	458	.474	134	305	.439	128	153	.837	16	85	101	2.9	42	0	42	55	11	29	696	19.9
44	TAYLOR, Jeffery	36	36	1157	32.1	210	426	.493	66	156	.423	95	157	.605	77	123	200	5.6	67	1	62	79	16	46	581	16.1
03	EZELI, Festus	26	22	603	23.2	89	165	.539	0	0	.000	84	139	.604	62	92	154	5.9	82	5	8	58	52	11	262	10.1
01	TINSLEY, Brad	36	36	989	27.5	110	232	.474	44	106	.415	59	69	.855	5	87	92	2.6	62	0	147	71	5	22	323	9.0
05	GOULBOURNE, Lance	36	35	1005	27.9	104	228	.456	17	55	.309	87	128	.680	72	177	249	6.9	83	1	44	68	25	54	312	8.7
33	TCHIENGANG, Steve	35	13	605	17.3	43	93	.462	6	22	.273	28	37	.757	41	76	117	3.3	78	2	18	34	12	11	120	3.4
02	JOHNSON, Kedren	36	0	521	14.5	37	108	.343	10	42	.238	27	34	.794	2	42	44	1.2	32	0	66	42	5	18	111	3.1
40	HENDERSON, Josh	8	0	69	8.6	8	17	.471	0	0	.000	5	9	.556	12	11	23	2.9	15	0	5	5	0	1	21	2.6
45	ODOM, Rod	36	2	517	14.4	30	77	.390	15	40	.375	12	22	.545	25	48	73	2.0	70	0	19	20	8	7	87	2.4
24	PARKER, Dai-Jon	36	0	398	11.1	22	71	.310	11	44	.250	6	9	.667	5	30	35	1.0	28	0	25	17	6	9	61	1.7
12	SMART, Jordan	8	0	16	2.0	4	5	.800	2	3	.667	0	0	.000	0	3	3	0.4	2	0	0	0	0	0	10	1.3
11	FULLER, Kyle	18	1	125	6.9	6	22	.273	0	8	.000	5	8	.625	2	14	16	0.9	7	0	17	10	0	5	17	0.9
34	MOATS, Shelby	16	0	65	4.1	3	13	.231	2	11	.182	0	1	.000	3	12	15	0.9	8	0	5	6	3	1	8	0.5
35	SIKAM, James	13	0	25	1.9	2	5	.400	0	0	.000	2	4	.500	1	1	2	0.2	3	0	0	1	1	0	6	0.5
14	NOLL, Aaron	4	0	3	0.8	0	1	.000	0	0	.000	0	0	.000	1	0	1	0.3	0	0	0	0	0	0	0	0.0
TM TEAM.....															49	70	119	3.4	1			10			0	
Total.....		36				885	1921	.461	307	792	.388	538	770	.699	373	871	1244	34.6	580	9	458	476	144	214	2615	72.6
Opponents.....		36				861	2055	.419	206	667	.309	411	588	.699	407	782	1189	33.0	658	-	405	452	128	251	2339	65.0

SEC Record: 10-6; Home: 6-2; Away: 4-4

SEC Statistics

No.	Player	GP	GS	Min	Avg	TOTAL			3-PTS			REBOUNDS														
						FG	FGA	Pct	3FG	FGA	Pct	FT	FTA	Pct	Off	Def	Tot	Avg	PF	FO	A	TO	Blk	Stl	Pts	Avg
23	JENKINS, John	16	16	541	33.8	91	190	.479	63	131	.481	63	72	.875	8	36	44	2.8	12	0	19	26	5	14	308	19.3
44	TAYLOR, Jeffery	16	16	532	33.2	90	182	.495	39	80	.488	50	79	.633	32	66	98	6.1	35	1	27	32	8	17	269	16.8
03	EZELI, Festus	16	16	371	23.2	58	107	.542	0	0	.000	47	83	.566	36	51	87	5.4	54	3	4	36	36	4	163	10.2
05	GOULBOURNE, Lance	16	16	438	27.4	37	101	.366	9	31	.290	34	48	.708	31	64	95	5.9	35	0	23	29	9	24	117	7.3
01	TINSLEY, Brad	16	16	449	28.1	39	89	.438	14	39	.359	23	26	.885	2	38	40	2.5	25	0	73	29	3	6	115	7.2
33	TCHIENGANG, Steve	16	0	240	15.0	22	46	.478	3	9	.333	7	9	.778	16	20	36	2.3	33	0	5	13	3	4	54	3.4
02	JOHNSON, Kedren	16	0	225	14.1	11	36	.306	2	11	.182	13	16	.813	1	18	19	1.2	15	0	32	16	3	4	37	2.3
45	ODOM, Rod	16	0	205	12.8	9	25	.360	6	15	.400	8	13	.615	6	21	27	1.7	24	0	13	7	3	2	32	2.0
24	PARKER, Dai-Jon	16	0	171	10.7	10	23	.435	6	16	.375	4	5	.800	1	18	19	1.2	16	0	9	8	0	2	30	1.9
35	SIKAM, James	6	0	9	1.5	2	2	1.000	0	0	.000	0	0	.000	1	1	2	0.3	3	0	0	0	0	0	4	0.7
11	FULLER, Kyle	8	0	24	3.0	1	5	.200	0	1	.000	1	2	.500	0	3	3	0.4	0	0	4	3	0	0	3	0.4
34	MOATS, Shelby	7	0	16	2.3	0	2	.000	0	2	.000	0	0	.000	0	4	4	0.6	1	0	0	1	3	0	0	0.0
12	SMART, Jordan	3	0	4	1.3	0	1	.000	0	1	.000	0	0	.000	0	1	1	0.3	0	0	0	0	0	0	0	0.0
14	NOLL, Aaron	1	0	0	0.0	0	0	.000	0	0	.000	0	0	.000	0	0	0	0.0	0	0	0	0	0	0	0	0.0
TM TEAM.....															28	39	67	4.2	0			4			0	
Total.....		16				370	809	.457	142	336	.423	250	353	.708	162	380	542	33.9	253	4	209	204	73	77	1132	70.8
Opponents.....		16				375	933	.402	87	301	.289	184	248	.742	210	330	540	33.8	290	-	162	171	76	108	1021	63.8



2011-12 RESULTS

2011-12 Game-by-Game Results • 25-11 Overall • 13-5 Home • 6-5 Away • 6-1 Neutral

<u>Date</u>	<u>Opponent</u>	<u>W/L</u>	<u>Score</u>	<u>Attend</u>	<u>VU High Scorer</u>	<u>VU High Rebounder</u>
11/11/11	OREGON	W	78-64	14316	(24)JENKINS, John	(11)TAYLOR, Jeffery
11/13/11	^CLEVELAND STATE	L	58-71	13503	(17)JENKINS, John	(10)TCHIENGANG, Steve
11/15/11	^BUCKNELL	W	80-68	12543	(14)TAYLOR, Jeffery	(9)GOULBOURNE, Lance
11/19/11	#vs North Carolina State	W	86-79	4187	(28)JENKINS, John	(11)TCHIENGANG, Steve
11/21/11	#vs Oregon State	W	64-62	3294	(14)JENKINS, John	(9)GOULBOURNE, Lance
11/25/11	MONMOUTH	W	95-73	12807	(18)JENKINS, John	(10)GOULBOURNE, Lance
11/28/11	XAVIER	Lot	70-82	14316	(20)JENKINS, John	(7)JENKINS, John
12/2/11	at Louisville	Lot	60-62	22728	(27)JENKINS, John	(7)GOULBOURNE, Lance
12/7/11	at Davidson	W	87-83	4475	(30)TAYLOR, Jeffery	(8)GOULBOURNE, Lance
12/17/11	INDIANA STATE	L	55-61	13310	(21)TAYLOR, Jeffery	(7)GOULBOURNE, Lance
12/19/11	LONGWOOD	W	99-71	12886	(29)TAYLOR, Jeffery	(6)TINSLEY, Brad
12/21/11	LAFAYETTE	W	89-58	13034	(27)JENKINS, John	(6)TAYLOR, Jeffery
12/29/11	at Marquette	W	74-57	15684	(19)TAYLOR, Jeffery	(6)GOULBOURNE, Lance
1/2/12	MIAMI (OHIO)	W	69-62	13162	(26)JENKINS, John	(10)GOULBOURNE, Lance
1/7/12	*AUBURN	W	65-35	13473	(17)JENKINS, John	(7)EZELI, Festus
1/10/12	*at South Carolina	W	67-57	8353	(14)JENKINS, John	(8)EZELI, Festus
1/14/12	*GEORGIA	W	77-66	14316	(18)JENKINS, John	(10)GOULBOURNE, Lance
1/19/12	*at Alabama	W	69-59	12202	(20)JENKINS, John	(9)TAYLOR, Jeffery
1/21/12	*MISSISSIPPI STATE	Lot	77-78	14316	(21)JENKINS, John	(10)EZELI, Festus
1/24/12	*TENNESSEE	W	65-47	14316	(23)TAYLOR, Jeffery	(14)EZELI, Festus
1/28/12	MTSU	W	84-77	14316	(26)JENKINS, John	(9)TAYLOR, Jeffery
1/31/12	*at Arkansas	L	74-82	13678	(19)JENKINS, John	(8)GOULBOURNE, Lance
2/4/12	*at Florida	L	65-73	11270	(25)TAYLOR, Jeffery	(6)TAYLOR, Jeffery
2/8/12	*LSU	W	76-61	13610	(21)EZELI, Festus	(11)GOULBOURNE, Lance
2/11/12	*KENTUCKY	L	63-69	14316	(15)JENKINS, John	(6)JODOM, Rod
2/16/12	*at Ole Miss	W	102-76	5954	(28)TAYLOR, Jeffery	(9)TAYLOR, Jeffery
2/19/12	*at Georgia	W	61-52	7823	(28)JENKINS, John	(9)TAYLOR, Jeffery
2/22/12	*SOUTH CAROLINA	W	59-48	13705	(21)JENKINS, John	(6)GOULBOURNE, Lance
2/25/12	*at Kentucky	L	74-83	24388	(19)TAYLOR, Jeffery	(8)GOULBOURNE, Lance
2/28/12	*FLORIDA	W	77-67	14316	(22)JENKINS, John	(9)TAYLOR, Jeffery
3/3/12	*at Tennessee	L	61-68	22172	(18)JENKINS, John	(6)TAYLOR, Jeffery
3/9/12	! vs Georgia	W	63-41	10526	(15)JENKINS, John	(9)EZELI, Festus
3/10/12	! vs Ole Miss	W	65-53	18523	(23)JENKINS, John	(6)GOULBOURNE, Lance
3/11/12	! vs Kentucky	W	71-64	18114	(18)TAYLOR, Jeffery	(12)GOULBOURNE, Lance
3/15/12	+ vs Harvard	W	79-70	10774	(27)JENKINS, John	(11)TAYLOR, Jeffery
3/17/12	+ vs Wisconsin	L	57-60	12128	(14)EZELI, Festus	(11)EZELI, Festus

KEY:

- ^ = TicketCity Legends Classic, Nashville, Tenn.
- # = TicketCity Legends Classic, East Rutherford, N.J.
- * = Southeastern Conference game
- ! = 2012 SEC Tournament, New Orleans, La.
- + = 2012 NCAA Tournament, Albuquerque, N.M.

<u>Attendance Summary</u>	<u>Games</u>	<u>Totals</u>	<u>Avg/Game</u>
HOME	18	246561	13698
AWAY	11	148727	13521
NEUTRAL	7	77546	11078
TOTAL	36	472834	13134



2011-12 STATISTICS

2011-12 Vanderbilt Game-by-Game Statistics

Opponent	Date	Score	W/L	Total			3-Pt			Free throws			Rebounds			PF	A	TO	Blk	Stl	Pts	Avg	
				FG	FGA	Pct	3FG	FGA	Pct	FT	FTA	Pct	Off	Def	Tot								Avg
OREGON	11/11/11	78-64	W	27	66	.409	9	28	.321	15	27	.556	17	24	41	41.0	20	16	8	6	11	78	78.0
CLEVELAND STATE	11/13/11	58-71	L	18	51	.353	4	17	.235	18	26	.692	13	22	35	38.0	15	6	21	3	10	58	68.0
BUCKNELL	11/15/11	80-68	W	31	68	.456	10	30	.333	8	15	.533	14	25	39	38.3	16	13	5	3	2	80	72.0
vs North Carolina State	11/19/11	86-79	W	28	54	.519	9	25	.360	21	33	.636	11	25	36	37.8	20	14	17	1	8	86	75.5
vs Oregon State	11/21/11	64-62	W	26	55	.473	7	19	.368	5	6	.833	11	22	33	36.8	15	12	22	2	5	64	73.2
MONMOUTH	11/25/11	95-73	W	32	56	.571	11	25	.440	20	27	.741	9	28	37	36.8	15	16	15	2	9	95	76.8
XAVIER	11/28/11	70-82	Lot	27	64	.422	7	22	.318	9	12	.750	9	24	33	36.3	20	16	18	10	7	70	75.9
at Louisville	12/2/11	60-62	Lot	18	44	.409	10	26	.385	14	24	.583	8	23	31	35.6	14	10	18	2	7	60	73.9
at Davidson	12/7/11	87-83	W	30	62	.484	7	15	.467	20	26	.769	14	24	38	35.9	27	8	15	6	4	87	75.3
INDIANA STATE	12/17/11	55-61	L	19	50	.380	6	22	.273	11	18	.611	7	27	34	35.7	10	9	15	4	4	55	73.3
LONGWOOD	12/19/11	99-71	W	36	71	.507	12	29	.414	15	21	.714	13	25	38	35.9	10	13	10	2	11	99	75.6
LAFAYETTE	12/21/11	89-58	W	35	60	.583	15	30	.500	4	6	.667	7	28	35	35.8	13	21	15	2	9	89	76.8
at Marquette	12/29/11	74-57	W	23	49	.469	10	22	.455	18	24	.750	9	30	39	36.1	23	17	17	4	9	74	76.5
MIAMI (OHIO)	1/2/12	69-62	W	23	52	.442	8	18	.444	15	17	.882	9	18	27	35.4	8	13	9	9	7	69	76.0
AUBURN	1/7/12	65-35	W	22	49	.449	13	29	.448	8	16	.500	10	32	42	35.9	14	12	11	6	8	65	75.3
at South Carolina	1/10/12	67-57	W	23	40	.575	13	22	.591	8	8	1.000	7	20	27	35.3	15	19	18	2	4	67	74.8
GEORGIA	1/14/12	77-66	W	21	41	.512	5	15	.333	30	44	.682	11	24	35	35.3	18	10	11	5	2	77	74.9
at Alabama	1/19/12	69-59	W	20	50	.400	8	18	.444	21	29	.724	13	35	48	36.0	12	12	17	6	2	69	74.6
MISSISSIPPI STATE	1/21/12	77-78	Lot	29	60	.483	14	27	.519	5	9	.556	5	28	33	35.8	16	16	13	5	4	77	74.7
TENNESSEE	1/24/12	65-47	W	23	54	.426	8	18	.444	11	17	.647	11	21	32	35.7	20	12	16	6	10	65	74.2
MIDDLE TENNESSEE STA	1/28/12	84-77	W	27	54	.500	6	19	.316	24	30	.800	10	18	28	35.3	18	11	9	2	4	84	74.7
at Arkansas	1/31/12	74-82	L	26	52	.500	6	21	.286	16	23	.696	7	22	29	35.0	18	15	11	7	1	74	74.6
at Florida	2/4/12	65-73	L	22	53	.415	8	25	.320	13	18	.722	10	24	34	35.0	17	12	17	3	9	65	74.2
LSU	2/8/12	76-61	W	27	54	.500	7	20	.350	15	23	.652	11	26	37	35.0	10	14	7	3	3	76	74.3
KENTUCKY	2/11/12	63-69	L	23	63	.365	8	21	.381	9	14	.643	17	21	38	35.2	15	14	10	4	4	63	73.8
at Ole Miss	2/16/12	102-76	W	30	48	.625	12	19	.632	30	38	.789	8	26	34	35.1	19	20	12	6	3	102	74.9
at Georgia	2/19/12	61-52	W	17	40	.425	10	22	.455	17	21	.810	7	25	32	35.0	19	8	20	3	7	61	74.4
SOUTH CAROLINA	2/22/12	59-48	W	15	39	.385	4	16	.250	25	28	.893	8	26	34	35.0	9	12	12	9	4	59	73.9
at Kentucky	2/25/12	74-83	L	26	63	.413	7	18	.389	15	23	.652	16	13	29	34.8	18	7	7	4	6	74	73.9
FLORIDA	2/28/12	77-67	W	23	44	.523	12	24	.500	19	26	.731	8	20	28	34.5	13	14	12	2	3	77	74.0
at Tennessee	3/3/12	61-68	L	23	59	.390	7	21	.333	8	16	.500	13	17	30	34.4	20	12	10	2	7	61	73.5
vs Georgia	3/9/12	63-41	W	25	57	.439	6	25	.240	7	11	.636	7	25	32	34.3	14	11	8	1	8	63	73.2
vs Ole Miss	3/10/12	65-53	W	23	56	.411	9	29	.310	10	16	.625	12	24	36	34.4	17	14	11	2	5	65	73.0
vs Kentucky	3/11/12	71-64	W	22	51	.431	6	18	.333	21	32	.656	12	28	40	34.5	17	8	11	2	5	71	72.9
vs Harvard	3/15/12	79-70	W	25	46	.543	8	18	.444	21	30	.700	10	25	35	34.5	18	13	16	5	8	79	73.1
vs Wisconsin	3/17/12	57-60	L	20	46	.435	5	19	.263	12	16	.750	9	26	35	34.6	17	8	12	3	4	57	72.6
Vanderbilt		2615		885	1921	.461	307	792	.388	538	770	.699	373	871	1244	34.6	580	458	476	144	214	2615	72.6

Home games in CAPS.

2011-12 Opponent Game-by-Game Statistics

Opponent	Date	Score	W/L	Total			3-Pt			Free throws			Rebounds			PF	A	TO	Blk	Stl	Pts	Avg	
				FG	FGA	Pct	3FG	FGA	Pct	FT	FTA	Pct	Off	Def	Tot								Avg
OREGON	11/11/11	78-64	W	26	53	.491	6	20	.300	6	17	.353	11	28	39	39.0	24	15	20	5	4	64	64.0
CLEVELAND STATE	11/13/11	58-71	L	27	54	.500	5	17	.294	12	20	.600	10	26	36	37.5	21	13	16	4	15	71	67.5
BUCKNELL	11/15/11	80-68	W	24	51	.471	4	10	.400	16	20	.800	3	29	32	35.7	19	10	8	2	3	80	67.7
vs North Carolina State	11/19/11	86-79	W	31	62	.500	4	11	.364	13	22	.591	10	24	34	35.2	22	16	13	1	12	79	70.5
vs Oregon State	11/21/11	64-62	W	26	60	.433	2	14	.143	8	14	.571	13	18	31	34.4	12	14	17	6	15	62	68.8
MONMOUTH	11/25/11	95-73	W	26	58	.448	8	19	.421	13	17	.765	7	17	24	32.7	21	14	17	0	10	73	69.5
XAVIER	11/28/11	70-82	Lot	28	74	.378	6	15	.400	20	27	.741	25	29	54	35.7	17	8	15	4	8	82	71.3
at Louisville	12/2/11	60-62	Lot	25	60	.417	5	20	.250	7	11	.636	14	23	37	35.9	18	13	16	3	7	62	70.1
at Davidson	12/7/11	87-83	W	27	61	.443	5	22	.227	24	31	.774	12	20	32	35.4	22	15	10	3	8	83	71.6
INDIANA STATE	12/17/11	55-61	L	22	51	.431	10	21	.476	7	10	.700	4	25	29	34.8	14	14	15	1	8	61	70.5
LONGWOOD	12/19/11	99-71	W	26	59	.441	10	20	.500	9	10	.900	8	24	32	34.5	18	14	19	2	2	71	70.5
LAFAYETTE	12/21/11	89-58	W	23	54	.426	5	18	.278	7	8	.875	4	20	24	33.7	10	9	17	1	9	58	69.5
at Marquette	12/29/11	74-57	W	19	59	.322	3	15	.200	16	30	.533	15	20	35	33.8	19	12	14	1	7	57	68.5
MIAMI (OHIO)	1/2/12	69-62	W	26	55	.473	9	21	.429	1	1	1.000	9	22	31	33.6	16	9	14	1	7	62	68.1
AUBURN	1/7/12	65-35	W	15	55	.273	3	13	.231	2	10	.200	13	21	34	33.6	16	6	13	5	4	35	65.9
at South Carolina	1/10/12	67-57	W	22	53	.415	4	13	.308	9	11	.818	12	9	21	32.8	11	4	9	2	9	57	65.3
GEORGIA	1/14/12	77-66	W	21	54	.389	8	27	.296	16	20	.800	11	16	27	32.5	26	13	9	3	7	66	65.4
at Alabama	1/19/12	69-59	W	23	70	.329	6	24	.250	7	10	.700	15	20	35	32.6	23	13	8	5	13	59	65.0
MISSISSIPPI STATE	1/21/12	77-78	Lot	27	62	.435	10	20	.500	14	21	.667	12	25	37	32.8	11	12	10	2	10	78	65.7
TENNESSEE	1/24/12	65-47	W	18	51	.353	1	10	.100	10	14	.714	14	26	40	33.2	18	8	25	3	6	47	64.8
MIDDLE TENNESSEE STA	1/28/12	84-77	W	27	47	.574	7	13	.538	16	22	.727	5	17	22	32.7	23	15	14	2	5	77	65.3
at Arkansas	1/31/12	74-82	L	28	61	.459	9	23	.391	17	24	.708	14	22	36	32.8	21	13	8	4	5	82	66.1
at Florida	2/4/12	65-73	L	23	60	.383	11	24	.458	16	17	.941	14	25	39	33.1	18	12	14	2	9	73	66.4
LSU	2/8/12	76-61	W	24	65	.369	3	21	.143	10	10	1.000	15	22	37	33.2	18	9	6	4	3	61	66.2
KENTUCKY	2/11/12	63-69	L	28	58	.483	3	14	.214	10	15	.667	10	25	35	33.3	16						



2011-12 RESULTS

Season Highs & Lows

Category	Vanderbilt	Opponent
Points	102 at Ole Miss (2/16)	83 at Kentucky (2/25)
FG Made	55 vs. Indiana St. (12/17)	35 by Auburn (1/7)
FG Attempted	36 vs. Longwood (12/19)	32 at Kentucky (2/25)
FG %	15 vs. S. Carolina (2/22)	15 by Auburn (1/7); Georgia (3/9)
3 FG Made	71 vs. Longwood (12/19)	74 vs. Xavier (11/28)
3 FG Attempted	39 vs. S. Carolina (2/22)	42 by Ole Miss (3/10)
3 FG %	.625 at Ole Miss (2/16)	.574 by MTSU (1/28)
FT Made	.353 vs. Cleveland St. (11/13)	.273 by Auburn (1/7)
FT Attempted	15 vs. Lafayette (12/21)	11 at Florida (2/4)
FT %	4 vs. Cleveland St.; vs. S. Carolina (2/22)	1 by Tennessee (1/24)
Rebounds	30 at Ole Miss (2/16); vs. Bucknell (11/15)	33 by Wisconsin (3/17)
Assists	15 at Davidson (12/7); vs. Georgia (1/14)	8 by Neb. (11/18) & UK (3/1)
Steals	.632 at Ole Miss (2/16)	.538 by MTSU (1/28)
Blocks	.235 vs. Cleveland St. (11/13)	.100 by Tennessee (1/24)
Points	30 at Ole Miss (2/16); vs. Georgia (1/14)	24 at Davidson (12/7)
FG Made	4 vs. Lafayette (12/21)	1 by Miami (1/2)
FG Attempted	44 vs. Georgia (1/14)	31 at Davidson (12/7)
FG %	6 vs. Oregon St. (11/21); Lafayette (12/21)	1 by Miami (1/2)
3 FG Made	1.000 at S. Carolina (1/10)	1.00 by three teams
3 FG Attempted	.500 vs. Auburn (1/7); at Tenn. (3/3)	.200 by Auburn (1/7)
3 FG %	48 at Alabama (1/19)	54 by Xavier (11/28)
FT Made	27 vs. Miami (1/2); at S. Carolina (1/10)	21 by S. Carolina (1/10)
FT Attempted	21 vs. Lafayette (12/21)	16 vs. N.C. St. (11/19)
FT %	6 vs. Cleveland State (11/13)	4 by S. Carolina (1/10)
Rebounds	11 vs. Longwood (12/19); vs. Oregon (11/11)	15 vs. Oregon St. (11/21); Cleveland St. (11/13)
Assists	1 at Arkansas (1/31)	2 by Longwood (12/19)
Steals	10 vs. Xavier (11/28)	12 by Kentucky (2/11)
Blocks	1 vs. N.C. St. (11/19); vs. Georgia (3/9)	0 by Monmouth (11/25); Harvard (3/15)

Top Performances

Points	30..... Jeffery Taylor at Davidson (12/7)
FG Made	12..... Jeffery Taylor vs. Longwood (12/19) & Davidson (12/7)
FG Attempted	19..... John Jenkins vs. Oregon (11/11)
FG Percentage (min 5 made)	1.000 (5-5)..... John Jenkins at Ole Miss (2/16)
3FG Made	7..... John Jenkins vs. Lafayette (12/21) & vs. Oregon (11/11)
3FG Attempted	16..... John Jenkins vs. Oregon (11/11)
3 FG Percentage (min 2 made)	1.000 (4 of 4)..... John Jenkins at Ole Miss (2/16)
FT Made	12..... John Jenkins at Ole Miss (2/16)
FT Attempted	15..... John Jenkins at Ole Miss (2/16)
FT Percentage (min 3 made)	1.000 (9 of 9)..... John Jenkins vs. Georgia (1/14)
Rebounds	16..... Lance Goulbourne at Marquette (12/29)
Assists	10..... Brad Tinsley vs. Lafayette (12/21)
Steals	5..... Jeffery Taylor vs. Oregon (11/11)
Blocks	5..... Festus Ezeli vs. S. Carolina (2/22) & vs. Miss. State (1/21)

Vanderbilt's Record When...

Winning Opening Tip	21-8
Losing Opening Tip	4-3
VU Scores First	18-7
Opponent Scores First	7-4
Leading at Halftime	19-5
Trailing at Halftime	2-5
Tied at Halftime	4-1
Leading with Five Minutes Remaining	23-3
Trailing with Five Minutes Remaining	1-7
Tied with Five Minutes Remaining	1-1
Leading with Two Minutes Remaining	23-3
Trailing with Two Minutes Remaining	1-8
Tied with Two Minutes Remaining	1-0
Overtime	0-2
Games Decided by Three Points or Less	2-3
Games Decided by 4-10 Points	9-6
Games Decided by 11-20 Points	8-2
Games Decided by 21-plus Points	6-0
VU Shoots 50% or Better	11-1
VU Shoots 40% or Better	24-7
VU Shoots Lower Than 40%	1-4
Opponent Shoots 50% or Better	2-3
Opponent Shoots 40% or Better	15-9
Opponent Shoots Lower Than 40%	10-2
VU Outshoots Opponent	21-5
VU Outshot by Opponent	4-6
Shoot Same Percentage	0-0
VU Scores 70 Points or More	15-4
VU Scores Less Than 70 Points	10-7

VU Scores 80 Points or More	8-0
VU Scores 90 Points or More	3-0
Opponent Scores 70 Points or More	7-6
Opponent Scores Less Than 70 Points	18-5
Opponent Scores 80 Points or More	1-3
Opponent Scores 90 Points or More	0-0
Makes More 3-Pointers Than Opponent	19-6
Makes Fewer 3-Pointers Than Opponent	5-5
3-Pointers are Equal	1-0
Outrebounded Opponent	19-3
Outrebounded by Opponent	5-8
Rebounds are Equal	1-0
Playing on National TV	11-10
Playing on Regional TV	8-1
Playing on Weekday	19-3
Playing on Weekend	6-8
Game Tips Before 6 p.m. CT (afternoons)	7-6
Game Tips After 6 p.m. CT (evenings)	17-5
In White Uniforms	16-3
In Black Uniforms	8-6
In Gold Uniforms	1-2
In November	5-2
In December	4-2
In January	7-2
In February	5-3
In March	4-2
Home	13-5
Neutral	6-1
Away	6-5

Conferences	
vs. Non-Conference	11-5
Pac 12	2-0
Horizon League	0-1
Patriot League	2-0
ACC	1-0
Northeast	1-0
Atlantic 10	0-1
Big East	1-1
Southern	1-0
Missouri Valley	0-1
Mid-American	1-0
Independent	1-0
Sun Belt	1-0
Ivy	1-0
Big 10	0-1
SEC	13-6

Lineups	
Tinsley, Jenkins, Taylor, Goulbourne, Tchiengang	8-3
Tinsley, Fuller, Taylor, Goulbourne, Tchiengang	1-0
Tinsley, Jenkins, Taylor, Goulbourne, Odom	1-0
Tinsley, Jenkins, Taylor, Odom, Ezeli	0-1
Tinsley, Jenkins, Taylor, Goulbourne, Ezeli	15-7



2011-12 RECAPS

Game 1 • Nov. 11, 2011

Oregon 64
at Vanderbilt..... 78
Nashville, Tenn. (Memorial Gym)

Oregon 64 • 0-1

Player	Total	3-PT	Rebounds	PF	TP	A TO	BK	Stl	Blk	Min
ASPRUCCI, Ditz	3-7	0-2	0-0	3	3	4	0	0	0	20
SINGLER, E.J.	4-6	2-2	0-0	2	4	4	10	1	1	21
WOODS, Tony	5-7	0-0	2-3	2	4	4	12	1	2	21
BIM, Garrett	2-5	0-2	1-2	2	4	1	0	4	2	20
BROWN, Jabari	2-7	1-5	3-3	0	2	1	7	1	4	25
LOYD, Johnathan	1-3	0-0	0-3	0	5	3	2	8	3	22
KINGMA, Brett	4-8	2-6	0	0	0	1	10	0	0	14
JACOB, Jeremy	2-2	0-0	1-3	0	1	1	4	0	2	0
NARED, Tyrone	1-3	0-1	0-0	1	2	2	0	1	1	14
EMORY, Carlos	2-5	1-2	0-2	0	4	0	5	0	3	2
Team	2	1	3							
Totals	26-53	8-20	6-17	11	28	34	64	15	20	4

FG % 1st Half 11.2% 2nd Half 10.3% 45.9% Game 29.0% 48.1%
 3FG % 1st Half 2.7 42.9% 2nd Half 3.1 23.7% Game 6.0 35.0%
 FT % 1st Half 4.7 57.7% 2nd Half 2.0 20.0% Game 6.17 35.3%

Vanderbilt 78 • 1-0

Player	Total	3-PT	Rebounds	PF	TP	A TO	BK	Stl	Blk	Min
GOULBOURNE, Lance	1-2	0-0	1-2	0	4	3	0	2	2	27
TCHIENGANG, Steve	2-3	0-0	0-0	2	1	3	2	4	0	2
TAYLOR, Jeffery	8-16	0-1	5-7	6	5	11	2	21	4	2
TINSLEY, Brad	5-7	2-4	1-2	0	2	2	13	3	0	0
JENKINS, John	8-19	1-6	1-2	1	3	4	1	24	2	1
JOHNSON, Kedren	1-8	0-2	3-2	0	0	3	4	3	0	0
FULLER, Kyle	0-2	0-0	0	1	1	0	2	1	0	13
PARKER, Dai-Jon	0-3	0-2	0	1	1	0	0	0	1	9
HENDERSON, Josh	1-3	0-0	2	1	3	4	0	0	0	0
ODOM, Rod	0-4	0-1	3-6	1	3	8	4	3	2	0
Team	2	1	3							
Totals	27-66	9-26	10-21	17	24	41	20	78	8	11

FG % 1st Half 12.0% 2nd Half 10.2% 48.4% Game 27.6% 45.9%
 3FG % 1st Half 4.5 26.7% 2nd Half 5.0 33.3% Game 9.5 32.1%
 FT % 1st Half 7.1 58.2% 2nd Half 6.5 53.7% Game 13.2 54.6%

Offense: Doug Shows, Lee Caldwell, Terry Stone
 Technical fouls: Oregon-None, Vanderbilt-None
 Attendance: 10216

Score by periods	1st	2nd	Total
Oregon	20	35	55
Vanderbilt	35	43	78

LAST 10: OREGON 20/17/28, VANDY 24/10/22
 Largest lead: OREGON 6-0 10:12, VANDY 28-24 13:36

Game 2 • Nov. 13, 2011

Cleveland State 71
at Vanderbilt..... 58
Nashville, Tenn. (Memorial Gym)

Cleveland State 71 • 1-0

Player	Total	3-PT	Rebounds	PF	TP	A TO	BK	Stl	Blk	Min
HARMON, Trevor	5-12	1-6	0-0	1	3	4	1	11	4	2
Montgomery, Jeremy	4-10	2-7	0-0	0	1	0	10	3	4	0
BROWN, D'Aundray	6-10	1-1	5-6	3	5	8	1	18	0	7
KAMCZYC, Tim	1-3	0-1	0-0	0	2	5	2	3	1	0
POQUE, Aaron	3-6	0-0	2-6	2	3	3	8	0	1	0
DOUGLAS, Sebastian	3-3	1-1	0-0	0	3	1	7	1	2	0
LONG, Devon	2-3	0-0	1-1	1	2	3	2	5	0	0
GRADY, Arlon	2-3	0-0	3-6	1	3	4	7	2	2	4
MEAYE, Ludovic	0-0	0-0	0	0	0	2	0	0	0	0
LEE, Charles	1-4	0-1	1-2	0	3	2	3	0	1	0
Team	2	1	3							
Totals	27-54	5-17	12-20	10	28	36	21	71	18	4

FG % 1st Half 16.3% 31.8% 2nd Half 15.2% 47.2% Game 27.0% 50.0%
 3FG % 1st Half 4.2 32.3% 2nd Half 1.8 20.0% Game 5.17 29.4%
 FT % 1st Half 1.2 20.0% 2nd Half 10.18 41.1% Game 12.25 49.6%

Vanderbilt 58 • 1-1

Player	Total	3-PT	Rebounds	PF	TP	A TO	BK	Stl	Blk	Min
TINSLEY, Brad	3-5	0-1	1-2	1	1	2	1	7	2	3
GOULBOURNE, Lance	3-9	0-1	5-9	3	5	8	3	11	1	2
JENKINS, John	5-14	2-8	5-7	0	1	1	17	0	3	0
TCHIENGANG, Steve	1-5	0-2	3-5	6	4	10	4	5	1	2
TAYLOR, Jeffery	3-8	1-5	3-5	0	4	1	9	1	8	0
JOHNSON, Kedren	1-1	0-0	1-1	0	0	0	3	0	1	0
FULLER, Kyle	1-2	0-0	1-1	0	1	1	3	0	0	0
PARKER, Dai-Jon	0-2	0-1	0-0	0	1	1	0	0	0	1
SIKAM, James	0-1	0-0	0	0	0	0	0	0	0	0
HENDERSON, Josh	0-1	0-0	0	1	4	0	0	0	0	1
ODOM, Rod	1-2	1-1	0-0	0	1	1	3	0	1	0
Team	0	0	0							
Totals	18-51	4-17	15-26	13	22	35	15	58	6	21

FG % 1st Half 7.0% 29.2% 2nd Half 10.27 40.7% Game 18.01 33.3%
 3FG % 1st Half 2.0 25.0% 2nd Half 2.6 22.2% Game 4.17 23.5%
 FT % 1st Half 8.13 51.2% 2nd Half 10.12 75.9% Game 18.26 69.2%

Offense: John Jenkins, Tim Gatta, Jeff Smith
 Technical fouls: Cleveland-None, Vanderbilt-None
 Attendance: 12543

Score by periods	1st	2nd	Total
Cleveland State	37	34	71
Vanderbilt	24	34	58

LAST 10: CSU 24/18/40, VANDY 24/10/22
 Largest lead: CSU 19-10 07:53, VANDY 30-24 13:36

Game 3 • Nov. 15, 2011

Bucknell 68
at Vanderbilt..... 80
Nashville, Tenn. (Memorial Gym)

Bucknell 68 • 0-2

Player	Total	3-PT	Rebounds	PF	TP	A TO	BK	Stl	Blk	Min
Willman, Joe	1-8	0-0	1-1	0	2	2	3	17	1	0
Muscala, Mike	5-10	0-1	0-0	0	7	7	2	10	2	2
Cohen, Bryan	1-2	1-1	0-0	0	1	1	2	3	0	0
Johnson, Bryson	1-4	0-3	2-2	0	4	4	1	4	1	1
Ayers, Cameron	1-8	0-1	5-6	0	5	6	0	1	1	0
Keeper, Steven	2-3	1-1	0-1	0	0	0	4	5	1	1
Fitzpatrick, Brian	3-3	0-0	4-4	2	1	3	0	10	1	0
Singleton, Joshua	3-7	2-3	4-6	0	0	0	12	1	1	0
Arush, Eruch	0-1	0-0	0-0	0	0	0	1	0	0	0
Stanley, Cory	0-0	0-0	0-0	0	1	1	0	0	0	0
Hill, Ryan	0-1	0-0	0-0	0	2	2	0	2	0	0
Brackney, Ben	0-0	0-0	0-0	0	2	2	1	0	0	0
Team	0	0	0							
Totals	24-51	4-10	16-20	3	29	35	19	68	10	8

FG % 1st Half 9.2% 40.0% 2nd Half 15.2% 48.4% Game 24.51 47.1%
 3FG % 1st Half 1.2 30.0% 2nd Half 2.8 27.3% Game 4.10 43.8%
 FT % 1st Half 7.6 87.0% 2nd Half 9.12 75.0% Game 16.25 83.0%

Vanderbilt 80 • 2-1

Player	Total	3-PT	Rebounds	PF	TP	A TO	BK	Stl	Blk	Min
GOULBOURNE, Lance	1-5	0-0	2-4	4	5	9	0	12	0	3
TCHIENGANG, Steve	1-2	0-0	0-0	0	3	3	1	7	0	0
TAYLOR, Jeffery	6-10	2-4	0-1	2	4	4	2	14	2	0
TINSLEY, Brad	5-15	1-7	1-2	0	5	9	3	12	2	0
FULLER, Kyle	0-2	0-0	0-0	1	1	1	2	0	1	0
JOHNSON, Kedren	5-7	2-3	0-0	1	2	3	0	12	1	0
SMART, Jordan	1-1	1-1	0-0	0	0	0	0	0	0	0
PARKER, Dai-Jon	2-10	1-7	2-2	1	1	2	1	7	0	1
MOATS, Shelby	0-2	0-1	0-0	0	1	1	0	2	0	0
SIKAM, James	0-1	0-0	1-2	0	0	0	0	1	0	0
HENDERSON, Josh	1-3	0-0	0-1	2	1	3	2	4	1	0
ODOM, Rod	4-7	2-3	0-1	2	1	3	3	10	0	0
Team	1	2	3							
Totals	31-68	10-30	8-15	14	28	36	16	80	13	8

FG % 1st Half 13.0% 34.2% 2nd Half 19.2% 57.6% Game 31.68 45.8%
 3FG % 1st Half 2.15 13.3% 2nd Half 8.15 33.3% Game 10.30 33.3%
 FT % 1st Half 1.2 30.0% 2nd Half 7.15 53.8% Game 8.35 51.2%

Offense: Pat Evans, Stan Tubb, Corvus Espy
 Technical fouls: Bucknell-None, Vanderbilt-None
 Attendance: 12543

Score by periods	1st	2nd	Total
Bucknell	20	48	68
Vanderbilt	27	53	80

LAST 10: BUCKNELL 20/10/30, VANDY 27/10/22
 Largest lead: BUCKNELL 2-0 14:18, VANDY 51-24 02:10

NASHVILLE - John Jenkins scored 24 points, Jeffery Taylor added 21 and 11 rebounds as No. 7 Vanderbilt opened the season with a 78-64 victory over Oregon.

Brad Tinsley had 13 points for Vanderbilt.

The Commodores hadn't been ranked in the pre-season since November 1993 when they were No. 23, and they haven't been ranked this high since 1965 when they were fifth. That might be why they opened a bit slowly and even trailed by as many as six points early.

But the Commodores took control with an 18-0 run over the final 2:33 of the first half and the first few minutes of the second.

Oregon fell to 0-4 when opening against a ranked opponent. But the Ducks didn't go down easily as Tony Woods had 12 points and Brett Kingma and E.J. Singler added 10 each.

Vanderbilt led by 20 with 13:36 to go, but Oregon came back with 14 straight points. The Ducks got as close as 62-57 on a jumper by Kingma with 5:09 left. Taylor answered by putting back his own miss with 4:41 left, then Jabari Brown had a turnover at midcourt. Johnathan Loyd missed both free throws, then Taylor hit a jumper to start a 12-0 run to seal the win.

The Ducks finished with 20 turnovers, which Vandy turned into 24 points.

Notes

- ★ VU has now won 125 of its last 132 home games against non-conference opponents, and are 105-8 in the same category under Kevin Stallings.
- ★ The Commodores went on an 18-0 run at the end of the first half and beginning of second to give the team a cushion they would use the rest of the way. Vanderbilt led by as many as 20 points midway through the second half.
- ★ Jenkins broke his career record for three pointers made with seven. His previous career high was six, which he accomplished four times, most recently vs. Kentucky on Jan. 12, 2011. Jermaine Beal was the last VU player to hit 7 three's (vs. Auburn, 1/31/09) in a game.
- ★ Tinsley's 13-point effort marked his 47th career double figure scoring game.

NASHVILLE - D'Aundray Brown had 18 points, eight rebounds and seven steals as Cleveland State upset No. 7 Vanderbilt 71-58 in a regional game of the Legends Classic.

Brown missed all of last season after tearing a tendon in his finger early, and the sophomore guard helped hold Vandy forward Jeffery Taylor to just nine points and forced the senior into six turnovers.

Cleveland State has four seniors back from a team that won the Horizon League last season. The Vikings hadn't played since an exhibition Wednesday night and looked very fresh, while Vanderbilt (1-1) appeared sloppy and slow after opening Friday night with a late tipoff against Oregon.

Cleveland State scored first on a 3-pointer by Trevor Harmon within the first minute and never trailed. The Vikings forced Vanderbilt into 21 turnovers - 15 of them steals. Harmon finished with 11 points and Jeremy Montgomery added 10.

John Jenkins, the Southeastern Conference's leading scorer with 19.5 points last season, had 17 for Vanderbilt. Lance Goulbourne added 11.



2011-12 RESULTS

Game 4 • Nov. 19, 2011

Vanderbilt 86
vs. N.C. State 79
East Rutherford, N.J. (Izod Center)

Vanderbilt 86 • 5-1

#	Player	Total		3Pt		Rebounds		PF	TP	A	TO	Stk	Min
		FG	FGA	FG	FGA	Off	Def						
44	GOULBOURNE, Lance	4-5	0-0	7-9	0	5	3	15	1	0	0	1	29
44	TAYLOR, Jeffery	5-11	1-4	6-11	4	4	8	17	5	4	0	2	32
33	TCHENGANG, Steve	2-4	0-1	2-5	3	8	11	1	6	1	1	0	34
31	TINSLEY, Brad	5-8	2-3	2-2	0	2	2	3	14	4	3	0	22
23	JENKINS, John	10-16	4-9	4-6	0	2	2	1	28	0	2	1	33
68	JOHNSON, Keenan	0-3	0-2	0-0	0	2	2	3	0	2	2	0	15
11	FULLER, Kyle	0-2	0-1	0-0	1	0	1	0	0	1	1	0	10
24	PARKER, Dai-Jon	1-3	1-3	0-0	0	1	1	2	3	0	0	0	9
41	HENDERSON, Josh	0-0	0-0	0	0	2	3	0	0	1	0	0	4
41	ODOM, Rod	1-2	1-2	0-0	1	0	1	3	3	0	1	0	12
Team		0		1		3		0		2		17	
Totals		25-54	9-25	21-33	11	25	30	26	14	17	1	8	200

FG % 1st Half: 17-31 54.8% 2nd Half: 11-23 47.8% Game: 25-54 51.9% Double
3FG % 1st Half: 4-11 36.4% 2nd Half: 1-4 25.0% Game: 5-15 33.3% Rebounds
FT % 1st Half: 7-12 58.3% 2nd Half: 14-21 66.7% Game: 21-33 63.6%

North Carolina State 79 • 2-1

#	Player	Total		3Pt		Rebounds		PF	TP	A	TO	Stk	Min
		FG	FGA	FG	FGA	Off	Def						
11	Howell, Richard	1-14	0-0	0-0	4	5	9	4	10	1	1	0	20
34	Harris, Tyler	3-9	0-1	1-2	2	4	6	3	7	0	1	0	28
33	Painter, DeShawn	3-6	0-0	1-2	0	1	1	3	7	0	0	0	15
22	Brown, Lorenzo	4-11	1-3	4-6	1	3	4	0	13	8	4	0	36
21	Williams, CJ	3-8	1-3	0-0	0	2	2	5	7	1	1	1	26
22	Johnson, Alex	2-4	2-4	1-2	1	0	1	2	7	3	3	0	14
22	Leslie, C.J.	7-9	0-0	6-10	2	3	5	2	20	2	3	0	27
18	Raymond, Jaquan	0-0	0-0	0-0	0	1	1	0	0	0	0	0	1
18	Vanderberg, Jordan	1-1	0-0	0-0	0	3	3	2	3	0	0	0	18
Team		0		2		2		0		2		12	
Totals		31-62	4-11	13-22	10	24	34	22	79	16	13	1	200

FG % 1st Half: 15-25 60.0% 2nd Half: 16-37 43.2% Game: 31-62 50.0% Double
3FG % 1st Half: 0-1 0.0% 2nd Half: 1-6 16.7% Game: 1-7 14.3% Rebounds
FT % 1st Half: 12-18 66.7% 2nd Half: 1-4 25.0% Game: 13-22 59.1%

Officials: Brian O'Connell, Jeff Clark, Bill McCarthy
Technical fouls: Vanderbilt-None, North Carolina State-None
Attendance: 4187

Score by quarter	1st	2nd	3rd	4th	Total
Vanderbilt	49	37	86		
North Carolina State	45	34	79		

Last FG - VANDY 2nd 01:22, ST 2nd 00:05
Longest lead - VANDY by 9 2nd 01:11, ST by 2 2nd 07:38

EAST RUTHERFORD, N.J. - John Jenkins scored 28 points and No. 18 Vanderbilt closed the game on a 10-2 run for an 86-79 victory over North Carolina State in the semifinals of the TicketCity Legends Classic.

Jenkins, who missed the Commodores' last game with a sprained right ankle, had 20 points in the first half of a game that was close until Vanderbilt (3-1) took the lead for good with a spurt that started with 2:16 to play.

The Commodores will play Oregon State for the championship on Monday night at the Izod Center.

Jeffery Taylor added 17 points for Vanderbilt and Lance Goulbourne had 15, including 10 in the opening 7 minutes of the second half.

C.J. Leslie, who missed the first three games of the season while sitting out a suspension for accepting \$410 worth of impermissible benefits, had 20 points for the Wolfpack (2-1), but the sophomore forward missed the last 6 minutes of the game because of leg cramps.

Richard Howell had 16 points and nine rebounds for the Wolfpack.

Notes

- ★ Vanderbilt now leads the all-time series with North Carolina State, 3-1.
- ★ VU moved to 1-0 on neutral floors in 2011-12.
- ★ The Commodores shot 51.9% from the floor against NC State, the first game this season VU has shot 50% or better.
- ★ Vanderbilt allowed N.C. State to shoot 50% from the floor. Opponents are now shooting 49.1% from the floor against the Commodores this year.
- ★ VU outrebounded N.C. State, 36-34, and is now 3-0 in games when they rebound their opponent.
- ★ With his three-pointer at the 19:25 mark in the first half, Brad Tinsley extended Vanderbilt's streak to 800 straight games with a three-pointer.
- ★ Four players tallied double figures for Vanderbilt - John Jenkins (28), Jeffery Taylor (17), Lance Goulbourne (15), and Brad Tinsley (14).
- ★ Jenkins' 10 field goals made is the highest for a Commodore since he made 10 field goals against Mississippi State at the 2011 SEC Tournament.

Game 5 • Nov. 21, 2011

Vanderbilt 64
vs. Oregon State 62
East Rutherford, N.J. (Izod Center)

Vanderbilt 64 • 4-1

#	Player	Total		3Pt		Rebounds		PF	TP	A	TO	Stk	Min
		FG	FGA	FG	FGA	Off	Def						
44	GOULBOURNE, Lance	4-9	1-2	0-0	1	8	9	3	9	2	0	0	31
44	TAYLOR, Jeffery	6-13	0-2	1-2	5	3	8	1	13	2	3	1	29
33	TCHENGANG, Steve	2-2	1-1	4-4	1	4	5	3	9	1	1	0	24
31	TINSLEY, Brad	4-6	1-3	0-0	0	2	2	1	9	2	3	0	29
23	JENKINS, John	5-13	4-7	0-0	0	3	3	0	14	0	3	0	38
41	JOHNSON, Keenan	1-3	0-1	0-0	0	0	0	1	2	2	1	0	9
11	FULLER, Kyle	0-0	0-0	0-0	0	1	1	0	0	0	0	0	3
24	PARKER, Dai-Jon	1-3	0-2	0-0	0	0	0	1	2	2	0	0	13
41	MOATS, Shelby	0-1	0-1	0-0	0	0	0	1	0	1	0	0	3
41	HENDERSON, Josh	1-2	0-0	0-0	1	0	1	3	2	0	1	0	4
41	ODOM, Rod	2-3	0-0	0-0	0	0	0	1	4	0	2	1	17
Team		0		0		1		4		0		17	
Totals		26-55	7-19	6-8	15	22	33	15	64	12	22	2	200

FG % 1st Half: 12-20 60.0% 2nd Half: 14-25 56.0% Game: 26-55 47.3% Double
3FG % 1st Half: 3-10 30.0% 2nd Half: 4-9 44.4% Game: 7-19 36.8% Rebounds
FT % 1st Half: 4-4 100.0% 2nd Half: 1-2 50.0% Game: 5-6 83.3%

Oregon State 62 • 3-2

#	Player	Total		3Pt		Rebounds		PF	TP	A	TO	Stk	Min
		FG	FGA	FG	FGA	Off	Def						
11	Burton, Joe	2-7	0-0	0-0	2	3	5	3	4	1	1	1	25
44	Collier, Devon	8-11	0-0	3-5	4	1	5	0	19	1	1	4	33
12	Swand, Angus	1-3	0-2	0-0	0	1	1	1	2	1	1	1	24
101	Cunningham, Jared	3-9	0-2	3-5	1	2	3	3	9	3	7	0	37
22	Starks, Ahmad	6-20	2-9	2-2	0	4	4	2	16	5	2	0	46
22	McShane, Kevin	0-0	0-0	0-0	0	0	0	0	0	2	0	0	1
10	Barton, Charlie	0-0	0-0	0-0	0	1	1	0	0	0	0	0	5
11	Movland, Eric	4-7	0-0	0-2	4	4	8	2	8	3	1	0	25
22	Nelson, Roberto	2-3	0-1	0-0	0	1	1	4	0	0	0	0	14
Team		0		1		3		0		2		17	
Totals		26-60	2-14	8-14	13	18	31	12	62	14	17	8	200

FG % 1st Half: 13-29 44.8% 2nd Half: 13-31 41.9% Game: 26-60 43.3% Double
3FG % 1st Half: 3-9 33.3% 2nd Half: 0-5 0.0% Game: 3-14 21.4% Rebounds
FT % 1st Half: 3-3 100.0% 2nd Half: 5-11 45.5% Game: 8-14 57.1%

Officials: Jim Bur, Michael Stephens, Guy Pagnano
Technical fouls: Vanderbilt-None, Oregon State-None
Attendance: 3294

Score by quarter	1st	2nd	3rd	4th	Total
Vanderbilt	33	31	64		
Oregon State	31	31	62		

Last FG - VANDY 2nd 00:05, OSU 2nd 00:03
Longest lead - VANDY by 9 2nd 00:05, OSU by 3 1st 12:40

EAST RUTHERFORD, N.J. - There was plenty of talk about Brad Tinsley's 15-foot jumper with 4.5 seconds left that gave No. 18 Vanderbilt a 64-62 victory over Oregon State in the championship game of the TicketCity Legends Classic at Izod Center.

There was even more about the defensive effort of the Commodores' Jeffery Taylor against Oregon State's Jared Cunningham, who had 35 and 37 points, respectively, in his previous two games. Cunningham finished with nine points on 3-for-9 shooting.

John Jenkins, Vanderbilt's top scorer at 23 points per game and the tournament MVP, finished with 14 points for the Commodores (4-1), who led by eight with 10:10 to play. Taylor added 13 points and Tinsley had nine.

Devon Collier had 19 points for the Beavers (4-1), while Ahmad Starks added 16.

Vanderbilt, especially Taylor, did an outstanding defensive job on Cunningham, who had two points in the second half. The junior guard scored 35 points against Hofstra and 37 in a semifinal win over Texas, but he just couldn't get open looks against Vanderbilt.

That included the game's final play, when Cunningham drove to the basket as time ran out but Taylor stayed with him and the ball didn't even hit the rim. The Oregon State bench was yelling for a foul, but replays showed it was a clean play by Taylor.

Notes

- ★ Vanderbilt claimed its third preseason tournament title in the last five years - the Commodores won the 2007 South Padre Island Invitational and the 2008 Cancun Challenge.
- ★ VU moved to 2-0 on the season against the two Pac 12 Oregon schools.
- ★ Vanderbilt now leads the series over Oregon State, 1-0.
- ★ The Commodores outrebounded the Beavers, 33-31.
- ★ VU committed a season-high 22 turnovers in the win.

Game 6 • Nov. 25, 2011

Monmouth 73
at Vanderbilt 95
Nashville, Tenn. (Memorial Gym)

Monmouth 73 • 0-6

#	Player	Total		3Pt		Rebounds		PF	TP	A	TO	Stk	Min
		FG	FGA	FG	FGA	Off	Def						
22	MYERS KEITT, Mike	2-2	1-1	0-0	0	2	2	0	5	0	1	0	15
41	WAITE, Ed	5-9	0-1	5-5	2	3	5	5	15	1	3	0	30
11	NESMITH, Dion	4-9	0-3	0-0	0	1	1	5	8	2	1	0	25
32	STEELE, Jesse	9-17	4-7	3-3	0	3	3	2	25	5	4	0	35
12	NICHOLAS, Andrew	3-11	1-4	2-4	1	2	4	0	2	3	0	4	32
41	DILEO, Mike	0-4	0-1	0-0	0	3	1	0	2	0	0	0	21
11	HARRIS, Mykel	0-0	0-0	0-0	0	0	0	0	0	0	0	0	4
22	TILLOTSON, Austin	3-5	2-2	3-4	0	0	0	4	11	2	5	0	33
41	JAMES, Daniel	0-1	0-0	0-1	2	3	5	0	0	0	0	0	5
Team		0		0		2		0		0		17	
Totals		25-58	8-19	13-17	7	17	24	21	33	14	17	0	200

FG % 1st Half: 11-20 55.0% 2nd Half: 14-38 36.8% Game: 25-58 43.1% Double
3FG % 1st Half: 3-11 27.3% 2nd Half: 5-8 62.5% Game: 8-19 42.1% Rebounds
FT % 1st Half: 2-4 50.0% 2nd Half: 11-13 84.6% Game: 13-17 76.5%

Vanderbilt 95 • 5-1

#	Player	Total		3Pt		Rebounds		PF	TP	A	TO	Stk	Min
		FG	FGA	FG	FGA	Off	Def						
44	GOULBOURNE, Lance	3-7	0-1	1-1	2	8	10	3	1	2	0	2	27
44	TAYLOR, Jeffery	6-13	0-3	4-8	1	1	2	1	16	5	1	0	25
41	ODOM, Rod	1-1	1-1	1-2	1	2	3	4	0	0	0	0	17
31	TINSLEY, Brad	3-4	2-3	0-0	0	1	1	3	16	1	3	0	17
23	JENKINS, John	6-12	3-7	3-4	1	2	3	0	18	1	0	0	27
41	JOHNSON, Keenan	2-4	2-3	0-0	0	2	2	1	6	1	2	1	16
11	FULLER, Kyle	1-1	0-0	0-0	0	1	1	2	4	0	0	2	14
10	SMART, Jordan	1-1	0-0	0-0	0	0	0	1	2	0	0	0	1
11	NOLL, Aaron	0-0	0-0	0-0	0	0	0	0	0	0	0	0	1
24	PARKER, Dai-Jon	4-6	2-4	0-0	0	3	3	0	10	3	1	1	17
41	MOATS, Shelby	1-3	1-3	0-0	2	4	6	1	3	0	4	0	13
41	SHAKAM, James	0-0	0-0	1-2	0	0	0	1	0	0	0	0	1
41	HENDERSON, Josh	4-4	0-0	2-2	2	3	5	1	10	0	2	0	14
Team		0		1		1		0		1			



2011-12 RECAPS

Game 7 • Nov. 28, 2011

Xavier 82
at Vanderbilt (OT) 70
Nashville, Tenn. (Memorial Gym)

Xavier 82 • 50		Total		3-Pt		Rebounds		PF		FT		A TO		Bk St		Min	
Player	FG	FGA	FT	FTA	3P	3PA	Reb	PF	FT	FTA	A	T	Bk	St	Min	Reb	Min
WELLS, Deanna	1-4	0-1	0-0	0-0	3-5	3-5	3	1	0	0	0	3	0	0	22	3	22
WALKER, Andre	1-3	1-1	0-0	0-0	4-10	4-10	14	1	0	1	1	1	0	0	40	14	40
FREASE, Kerry	1-3	0-0	0-4	2-2	2-2	2-2	4	4	2	4	1	0	0	0	20	4	20
LYONS, Mark	0-7	1-0	0-0	0-0	0-4	0-4	2	19	0	1	0	1	0	0	46	2	46
HOLLOWAY, Tu	0-20	3-5	0-0	0-0	2-3	2-3	1	24	4	1	0	3	4	2	42	1	42
DAVIS, Dae	0-2	0-1	0-0	1-1	1-2	1-2	0	1	1	0	1	0	1	0	8	1	8
TAYLOR, Treva	1-7	0-0	0-4	5-2	3-3	3-3	2	11	0	0	1	0	0	0	25	2	25
REDFORD, Brad	1-1	1-1	0-0	0-0	0-0	0-0	3	0	0	0	0	0	0	0	6	3	6
MARTIN, Justin	2-4	0-1	0-0	1-3	4-2	4-2	4	0	2	1	0	2	1	0	13	4	13
ROBINSON, Jeff	1-3	0-0	0-0	2-0	1-2	1-2	0	0	1	0	0	1	0	0	9	0	9
Team	1-2	0-0	0-0	0-0	0-0	0-0	0	0	0	0	0	0	0	0	2	0	2
Totals	26-74	8-16	20-27	25-29	24-31	24-31	11	10	8	10	4	0	2	0	225	11	225
FG % 1st Half	12-28	34.2%	2nd Half	12-30	40.0%	OT	3-6	50.0%	Game	26-74	35.1%	Rebound					
3FG % 1st Half	0-5	0.0%	2nd Half	4-6	66.7%	OT	3-4	75.0%	Game	8-15	53.3%	Rebound					
FT % 1st Half	3-4	75.0%	2nd Half	9-12	75.0%	OT	3-6	50.0%	Game	20-27	74.1%	Rebound					

Vanderbilt 70 • 52		Total		3-Pt		Rebounds		PF		FT		A TO		Bk St		Min	
Player	FG	FGA	FT	FTA	3P	3PA	Reb	PF	FT	FTA	A	T	Bk	St	Min	Reb	Min
GOULBOURNE, Lance	1-11	1-4	1-2	2-5	2-2	2-2	10	1	2	2	1	2	1	0	29	10	29
TCHENGANG, Steve	1-1	1-1	0-0	1-3	4-5	3-2	2	2	2	1	1	2	1	0	21	2	21
TAYLOR, Jeffery	1-6	1-2	5-6	1-4	5-2	10-2	3	2	0	0	1	0	0	0	41	3	41
TINSLEY, Brad	2-0	0-4	0-0	0-2	2-0	0-4	7	4	0	0	2	2	0	0	32	7	32
JENKINS, John	0-10	4-9	0-0	2-5	1-3	2-0	0	3	2	2	4	1	0	0	41	0	41
JOHNSON, Keenan	0-2	0-1	2-2	0-2	2-1	2-1	3	1	0	1	0	1	0	0	9	3	9
FULLER, Kyle	0-0	0-0	0-0	0-0	0-0	0-0	0	0	0	0	0	0	0	0	0	0	0
PARKER, Dai-Jon	0-0	0-0	0-0	0-0	0-0	0-0	0	0	0	0	0	0	0	0	0	0	0
HENDERSON, Josh	1-4	0-0	1-2	1-1	2-2	3-1	0	0	1	0	0	0	0	0	18	0	18
ODOM, Rod	1-2	0-1	0-0	1-0	1-1	2-0	1	2	0	1	1	0	0	0	12	1	12
Team	1-2	0-0	0-0	0-0	0-0	0-0	0	0	0	0	0	0	0	0	2	0	2
Totals	27-64	7-22	9-12	14-24	20-29	10-11	18	18	10	11	1	0	1	0	207	18	207
FG % 1st Half	12-33	36.4%	2nd Half	13-23	56.5%	OT	3-6	50.0%	Game	27-64	42.2%	Rebound					
3FG % 1st Half	3-10	30.0%	2nd Half	4-8	50.0%	OT	3-4	75.0%	Game	11-22	50.0%	Rebound					
FT % 1st Half	1-1	100%	2nd Half	2-2	100%	OT	0-0	0%	Game	9-12	75.0%	Rebound					

Officials: John Cahill, Mike Kiser, Tony Woodson
 Technical fouls: Xavier None, Vanderbilt None.
 Absentees: 1423
 10 Largest Drive Set

NASHVILLE - The Xavier Musketeers have lots of experience. They also have experienced guards in senior Tu Holloway and junior Mark Lyons.

They sure know how to take over a game at the right time. Holloway scored 10 of his 24 points in overtime after Lyons tied it up in the final seconds of regulation, and No. 11 Xavier rallied from 10 down to beat 20th-ranked Vanderbilt 82-70.

Xavier trailed by as much as 10. The Musketeers scored the final four points of regulation, including Lyons' short jumper with 6.5 seconds left to force overtime. Wells hit two free throws, and Holloway knocked down two 3-pointers to cap a 12-0 run ending with 2:27 remaining in overtime that put Xavier up 74-66.

John Jenkins led Vanderbilt with 20 points. Lance Goulbourne and Jeffery Taylor had 18 apiece. The Commodores went cold after Jenkins' 3 with 3:56 left put Vandy up 66-62. They didn't score again until Jenkins' jumper with 2:17 left in overtime, but coach Kevin Stallings was more disappointed in his Commodores turning the ball over 18 times.

"Turnovers are generally careless or selfish," Stallings said. "Neither of those has anything to do with the other team."

Notes

- ★ Vanderbilt played its first overtime game of the season against Xavier - VU played three in 2010-11, and was 0-3 in those games.
- ★ The Commodores were outrebounded, 54-33, and outscored 15-9 in second-chance points.
- ★ Xavier shot 37.8% from the floor, Vanderbilt's best defensive performance of the season.
- ★ XU (20-27) shot 15 more free throws than Vanderbilt (9-12).
- ★ Former four-year Vanderbilt player Andre Walker, now a graduate student at Xavier, had a career-high 14 rebounds.
- ★ Jenkins (20), Goulbourne (18), and Taylor (18) were the only VU players in double figures - the next highest scorer was Brad Tinsley with four points.
- ★ Tinsley had a season-high seven assists.
- ★ Goulbourne's 18 points tied a career high.

Game 8 • Dec. 2, 2011

Vanderbilt 60
at Louisville (OT) 62
Louisville, Ky. (KFC Yum! Center)

Vanderbilt 60 • 53		Total		3-Pt		Rebounds		PF		FT		A TO		Bk St		Min	
Player	FG	FGA	FT	FTA	3P	3PA	Reb	PF	FT	FTA	A	T	Bk	St	Min	Reb	Min
GOULBOURNE, Lance	1-4	0-1	1-2	2-5	0-3	0-3	11	0	1	1	1	1	1	0	41	11	41
TCHENGANG, Steve	1-0	0-1	1-2	0-5	3-3	3-3	1	1	1	1	1	1	1	0	40	1	40
TAYLOR, Jeffery	1-4	1-1	3-7	0-2	3-3	3-3	11	2	5	0	4	1	0	0	41	11	41
TINSLEY, Brad	0-2	0-4	2-4	0-3	3-3	3-3	8	5	4	0	0	0	0	0	40	8	40
JENKINS, John	0-15	5-11	4-4	0-2	2-2	2-2	0	2	2	0	2	0	0	0	41	0	41
JOHNSON, Keenan	0-0	0-0	0-0	0-1	0-0	0-0	0	0	0	0	0	0	0	0	8	0	8
PARKER, Dai-Jon	0-1	0-1	0-0	0-1	0-0	0-0	0	0	0	0	0	0	0	0	4	0	4
ODOM, Rod	1-3	0-1	0-0	1-1	2-2	2-2	0	0	0	0	1	0	0	0	10	0	10
Team	1-2	0-0	0-0	0-0	0-0	0-0	0	0	0	0	0	0	0	0	2	0	2
Totals	18-44	10-28	14-24	9-23	31-34	10-11	30	10	18	2	7	2	2	0	225	30	225
FG % 1st Half	9-25	36.0%	2nd Half	9-15	60.0%	OT	0-4	25.0%	Game	18-44	40.9%	Rebound					
3FG % 1st Half	5-16	31.2%	2nd Half	8-15	53.3%	OT	0-2	0%	Game	13-33	39.4%	Rebound					
FT % 1st Half	3-4	75.0%	2nd Half	4-6	66.7%	OT	7-8	87.5%	Game	14-24	58.3%	Rebound					

Louisville 62 • 70		Total		3-Pt		Rebounds		PF		FT		A TO		Bk St		Min	
Player	FG	FGA	FT	FTA	3P	3PA	Reb	PF	FT	FTA	A	T	Bk	St	Min	Reb	Min
KURIC, Kyle	0-11	3-7	0-0	1-4	3-4	3-4	10	1	1	0	1	2	0	0	43	10	43
BEHANAN, Chane	1-12	1-2	3-3	4-6	10-14	10-14	0	1	1	2	2	0	1	0	29	0	29
DIENG, Gorgui	0-3	0-0	1-2	3-5	0-1	0-1	7	3	2	1	0	0	0	0	28	7	28
SIVA, Peyton	0-11	0-4	2-4	2-5	7-7	7-7	3	14	0	4	0	1	0	0	40	3	40
SMITH, Chris	0-8	1-3	0-0	1-6	1-1	1-1	5	1	0	0	1	0	0	0	31	5	31
NUNEZ, Angel	1-1	0-1	0-0	0-0	0-0	0-0	0	0	0	0	0	0	0	0	0	0	0
SMITH, Ross	1-7	0-1	0-0	0-0	0-0	0-0	2	4	0	0	0	1	0	0	23	2	23
HENDERSON, Tim	0-0	0-0	0-0	0-0	0-0	0-0	0	0	0	0	0	0	0	0	2	0	2
SWOPSHIRE, Jared	2-5	0-2	1-2	2-2	4-5	4-5	0	0	0	0	0	0	0	0	19	0	19
Team	1-2	0-0	0-0	0-0	0-0	0-0	0	0	0	0	0	0	0	0	2	0	2
Totals	25-60	9-20	7-11	14-27	37-40	10-11	19	16	3	7	2	0	1	0	225	19	225
FG % 1st Half	11-28	39.3%	2nd Half	10-26	38.5%	OT	4-6	66.7%	Game	25-60	41.7%	Rebound					
3FG % 1st Half	3-9	33.3%	2nd Half	5-9	55.6%	OT	1-2	50.0%	Game	9-20	45.0%	Rebound					
FT % 1st Half	0-1	0%	2nd Half	6-7	85.7%	OT	3-3	100%	Game	7-11	63.6%	Rebound					

Officials: John Cahill, Michael Stephens, Jarvis Luckin
 Technical fouls: Vanderbilt None, Louisville None.
 Absentees: 22728
 10 Largest Drive Set

LOUISVILLE - John Jenkins twice gave Vanderbilt leads late. The 20th-ranked Commodores found a way to lose them both.

Jenkins scored 27 points, but Peyton Siva drove through the middle of Vanderbilt's defense for a layup with 1.4 seconds left to rally No. 6 Louisville over the Commodores 62-60 in overtime.

Jenkins finished 9 of 15 from the field and 5 of 11 from 3-point range as the Commodores (5-3) took a nine-point lead midway through the second half and a five-point lead in overtime. They couldn't hold on to either.

Jenkins' jumper gave the Commodores a 43-34 lead, but Jeffery Taylor made a steal and missed a layup that would've pushed it to double digits.

Louisville answered with a 13-4 run that ended with Chane Behanan's steal and slam that tied it with 2:28 left. With the game tied again in the closing seconds, Siva wound the clock down near halfcourt, then drove into the lane around Taylor and found Behanan down low.

Behanan took the ball to the floor once to slice across the lane, but missed the shot off the backboard and rim and slumped down in frustration at failing to hit the winner.

Jenkins scored the first five points of overtime, but Louisville rallied again.

Behanan answered with a three-point play. After the two teams traded a pair of free throws, Kyle Kuric, who finished with 15 points, hit a 3-pointer that gave Louisville a 58-57 lead.

Brad Tinsley tied it with a free throw before Kuric hit a jumper that set up the final sequence when Jenkins hit two free throws and Siva easily passed Lance Goulbourne down the lane, hitting a finger-roll layup with 1.4 seconds left.

Notes

- ★ The loss was Vanderbilt's second consecutive overtime defeat after falling to Xavier earlier in the week in overtime, 82-70, and the fifth straight overtime loss dating back to the beginning of the 2010-11 campaign.
- ★ John Jenkins led the Commodores with 27 points, his fourth 20-point game of the season and 24th of his career.

Game 9 • Dec. 7, 2011

Vanderbilt 87
at Davidson 83
Davidson, N.C. (Belk Arena)

Vanderbilt 87 • 63		Total		3-Pt		Rebounds		PF		FT		A TO		Bk St		Min	
Player	FG	FGA	FT	FTA	3P	3PA	Reb										



2011-12 RECAPS

Game 10 • Dec. 17, 2011

Indiana State 61
at Vanderbilt..... 55
Nashville, Tenn. (Memorial Gym)

Indiana State 61 • 8-2

Player	FG	3FG	FT	Reb	Ass	Stk	Blk	Sh	Min			
Richard, Carl	4-8	3-4	0-0	1	4	0	1	1	1	34		
Walker, Myles	1-10	0-0	1-2	1	4	2	3	1	1	26		
Odum, Jake	3-9	0-2	4-6	0	8	2	10	7	8	2	32	
Printy, Jordan	4-7	3-5	0-0	0	5	0	11	1	0	0	28	
McWhorter, Steve	2-4	0-1	2-2	0	0	0	2	6	2	0	29	
Eitel, Lucas	0-0	0-0	0-0	0	1	1	2	0	0	0	5	
Gant, Justin	0-3	0-1	0-0	0	0	0	0	0	0	0	4	
Lathan, Duwayne	3-4	0-1	0-0	0	2	2	6	0	4	0	23	
Mahurin, RJ	5-8	4-7	0-0	2	0	3	14	1	0	0	28	
Team	0-0	0-0	0-0	0	0	0	0	0	0	0	0	
Totals	22-51	10-21	7-10	4	25	20	14	61	14	15	1	200

FG % 1st Half: 30.2% 2nd Half: 32.2% Game: 29.5% 43.1%
3FG % 1st Half: 0.0% 2nd Half: 0.0% Game: 0.0% 0.0%
FT % 1st Half: 5.0% 2nd Half: 5.0% Game: 10.0% 47.0%

Vanderbilt 55 • 4-4

Player	FG	3FG	FT	Reb	Ass	Stk	Blk	Sh	Min			
Taylor, Jeffery	5-15	3-5	2-4	2	2	2	2	2	2	34		
Odum, Jake	0-2	0-0	0-0	0	1	1	0	0	0	1	18	
Ezell, Festus	2-6	0-0	0-0	0	4	0	4	0	4	1	22	
Tinsley, Brad	5-8	2-4	0-0	0	6	0	12	3	0	1	25	
Jenkins, John	3-10	1-6	4-5	2	2	4	11	0	2	0	30	
Johnson, Kedron	0-2	0-1	1-2	0	1	1	0	1	2	0	8	
Goulbourne, Lance	1-3	0-1	2-3	2	4	6	3	4	0	0	23	
Parker, Dai-Jin	0-1	0-0	0-0	0	0	0	0	0	0	0	15	
Tchengang, Steve	0-3	0-1	2-4	1	2	3	1	2	3	1	17	
Team	0-0	0-0	0-0	0	0	0	0	0	0	0	0	
Totals	19-50	6-22	11-18	7	27	24	10	30	9	15	4	200

FG % 1st Half: 30.2% 2nd Half: 30.0% Game: 30.0% 36.0%
3FG % 1st Half: 0.0% 2nd Half: 0.0% Game: 0.0% 27.3%
FT % 1st Half: 5.0% 2nd Half: 6.0% Game: 11.0% 61.7%

Officials: Doug Shinn, Leo Casati, Chuck Jones
Technical fouls: Indiana State-None, Vanderbilt-None
Attendance: 1221

Game by quarter	1st	2nd	3rd	4th	Total
Indiana State	28	33	11	9	61
Vanderbilt	23	27	5	1	55

LAST FG: INDY 24:16, VANDY 24:02
Largest lead: INDY by 12 1st 11:36, VANDY by 8 2nd 0:21

Game 11 • Dec. 19, 2011

Longwood 71
at Vanderbilt..... 99
Nashville, Tenn. (Memorial Gym)

Longwood 71 • 4-7

Player	FG	3FG	FT	Reb	Ass	Stk	Blk	Sh	Min			
van der Kooy, Jan	3-7	0-3	0-0	0	3	3	1	0	2	0	25	
Carter, Antwan	9-17	2-3	0-0	2	8	10	4	20	0	4	0	31
Bowman, Jeremiah	3-6	1-1	4-4	0	0	0	3	11	5	5	0	34
Washington, Marlo	5-7	0-3	0-0	1	2	3	0	2	3	2	0	26
Carey, Tristan	7-10	6-8	0-0	0	4	4	20	2	1	1	1	30
Taylor, Anthony	1-3	0-0	0-0	1	1	2	2	0	1	0	0	8
Shockley, Stephen	0-0	0-0	0-0	0	0	0	0	0	0	0	0	1
Ridgeway, David	1-4	0-1	5-6	1	2	3	2	7	2	0	0	21
Parker, Mark	1-2	1-1	0-0	1	0	1	0	2	0	0	0	9
Hawenstein, Jeff	0-3	0-0	0-0	0	1	1	0	1	2	1	0	17
Team	0-0	0-0	0-0	0	0	0	0	0	0	0	0	0
Totals	26-59	10-20	9-10	8	24	30	18	71	14	19	2	200

FG % 1st Half: 33.3% 2nd Half: 33.3% Game: 33.3% 44.1%
3FG % 1st Half: 0.0% 2nd Half: 0.0% Game: 0.0% 0.0%
FT % 1st Half: 0.0% 2nd Half: 0.0% Game: 0.0% 99.0%

Vanderbilt 99 • 7-4

Player	FG	3FG	FT	Reb	Ass	Stk	Blk	Sh	Min			
Goulbourne, Lance	7-10	1-2	0-0	3	7	10	1	15	2	0	2	29
Tchengang, Steve	3-7	0-1	1-2	1	3	4	2	7	0	0	0	25
Taylor, Jeffery	12-14	2-2	5-5	3	2	5	0	29	0	1	0	23
Tinsley, Brad	3-6	3-5	3-3	1	2	3	1	15	3	2	0	26
Jenkins, John	6-14	3-9	4-5	0	0	0	3	19	2	0	0	29
Johnson, Kedron	2-5	1-3	1-1	0	0	0	0	6	2	0	0	10
Fuller, Kyle	1-5	0-2	3-5	0	2	2	0	5	1	0	0	9
Smart, Jordan	0-1	0-1	0-0	0	1	1	0	0	0	0	0	4
Noll, Aaron	0-1	0-0	0-0	0	0	0	0	0	0	0	0	1
Parker, Dai-Jin	0-4	0-1	0-0	0	1	1	0	0	0	0	0	15
Moats, Shelby	0-1	0-1	0-0	0	0	0	0	0	0	0	0	5
Swank, James	0-0	0-0	0-0	0	0	0	0	0	0	0	0	5
Odum, Jake	1-2	1-2	0-0	2	2	4	2	5	1	4	0	19
Team	0-0	0-0	0-0	0	0	0	0	0	0	0	0	0
Totals	36-71	12-20	15-21	13	25	36	16	60	13	10	2	200

FG % 1st Half: 30.2% 2nd Half: 36.0% Game: 36.7% 52.7%
3FG % 1st Half: 7.1% 2nd Half: 5.0% Game: 12.0% 41.4%
FT % 1st Half: 5.4% 2nd Half: 10.5% Game: 15.2% 71.4%

Officials: Gary Wessell, Mike Kib, Mike Roberts
Technical fouls: Longwood-None, Vanderbilt-None
Attendance: 1385

Game by quarter	1st	2nd	3rd	4th	Total
Longwood	23	28	17	5	71
VANDY	24	24	24	27	99

LAST FG: VANDY 24:02, LONGWOOD 24:02
Largest lead: VANDY by 12 1st 11:36, LONGWOOD by 8 2nd 0:21

Game 12 • Dec. 21, 2011

Lafayette 58
at Vanderbilt..... 89
Nashville, Tenn. (Memorial Gym)

Lafayette 58 • 4-7

Player	FG	3FG	FT	Reb	Ass	Stk	Blk	Sh	Min			
Wiken, Ryan	4-14	2-4	3-3	1	13	0	2	0	0	0	24	
Palumbo, J.D.	1-1	0-0	0-0	0	0	0	0	0	0	0	12	
Hirrichs, Seth	6-8	1-1	3-3	1	2	3	1	16	6	3	0	27
Moser, Jim	2-6	1-5	0-0	0	3	3	0	5	0	2	1	31
Dalrymple, Rob	4-7	0-2	0-0	0	2	2	1	8	1	0	1	30
Dalrymple, Jack	0-1	0-1	0-0	0	0	0	0	0	0	0	0	2
Paszewski, Joey	0-1	0-1	0-0	0	2	2	1	0	2	0	0	20
Trot, Dan	4-7	0-0	1-2	1	3	4	1	9	1	0	0	21
Flanagan, Alan	0-3	0-1	0-0	0	1	1	2	0	0	1	0	7
Smith, Lee	2-3	1-2	0-0	0	2	2	0	5	0	0	0	10
Cass, Levi	0-0	0-0	0-0	0	0	0	0	0	0	0	0	1
Palumbo, Nick	0-3	0-1	0-0	1	1	2	3	0	0	1	0	15
Team	0-0	0-0	0-0	0	0	0	0	0	0	0	0	0
Totals	22-54	5-18	7-8	4	20	22	10	58	9	17	1	200

FG % 1st Half: 30.2% 2nd Half: 36.0% Game: 36.7% 52.7%
3FG % 1st Half: 1.8% 2nd Half: 11.1% Game: 13.0% 27.3%
FT % 1st Half: 3.3% 2nd Half: 6.0% Game: 7.6% 87.5%

Vanderbilt 89 • 8-4

Player	FG	3FG	FT	Reb	Ass	Stk	Blk	Sh	Min			
Goulbourne, Lance	6-8	2-3	1-2	1	3	4	3	15	0	4	0	24
Tchengang, Steve	1-1	0-0	0-0	2	7	9	1	2	0	1	0	14
Taylor, Jeffery	7-13	1-4	1-1	2	4	1	16	1	3	1	2	28
Tinsley, Brad	3-5	1-2	0-0	0	5	5	2	10	2	0	1	27
Jenkins, John	9-12	7-9	2-2	0	1	1	2	27	4	2	0	27
Johnson, Kedron	2-6	2-6	0-0	0	2	2	0	8	1	0	0	14
Fuller, Kyle	2-3	0-0	0-0	0	4	4	0	4	1	0	0	11
Smart, Jordan	0-0	0-0	0-0	0	0	0	0	0	0	0	0	4
Parker, Dai-Jin	1-4	0-2	0-0	0	0	0	0	2	1	2	1	15
Moats, Shelby	2-3	1-2	0-1	1	2	3	5	0	0	0	0	12
Swank, James	0-0	0-0	0-0	0	0	0	0	0	0	0	0	4
Odum, Jake	2-5	1-3	0-0	1	2	3	2	5	0	0	0	22
Team	0-0	0-0	0-0	0	0	0	0	0	0	0	0	0
Totals	35-60	15-30	4-8	7	25	30	13	60	13	15	2	200

FG % 1st Half: 30.2% 2nd Half: 36.0% Game: 36.7% 52.7%
3FG % 1st Half: 5.0% 2nd Half: 11.1% Game: 15.0% 58.3%
FT % 1st Half: 0.0% 2nd Half: 0.0% Game: 0.0% 88.9%

Officials: Karl Nass, Ed Corbett, Tim Gable
Technical fouls: Lafayette-None, Vanderbilt-None
Attendance: 1334

Game by quarter	1st	2nd	3rd	4th	Total
Lafayette	24	24	5	5	58
Vanderbilt	22	24	24	39	89

LAST FG: VANDY 24:02, LAFAYETTE 24:02
Largest lead: LAFAYETTE None, VANDY by 17 2nd 0:21

NASHVILLE - Indiana State studied how Cleveland State guarded John Jenkins back in November. Then coach Greg Lansing put Steve McWhorter on Vanderbilt's best player, as he usually does with any opponent.

McWhorter held the Southeastern Conference's top scorer to a season-low 11 points and the sophomore guard hit two free throws with 3:32 left to put Indiana State ahead for good as the Sycamores upset No. 25 Vanderbilt 61-55 for their first win over a ranked team since 2006.

Indiana State (8-2) earned its fifth win in 12 games against SEC teams and first since beating Vanderbilt on Dec. 22, 1984, in Terre Haute. The Sycamores are off to their best start since opening 8-1 in 2005-06, and Lansing called this a big win for his program.

RJ Mahurin had a career-high 14 points off the bench, and Carl Richard and Jordan Printy each finished with 11. Jake Odum added 10 for the Sycamores, whose last win over a ranked team came on their own court against No. 14 Butler on Dec. 12, 2006.

Vanderbilt (6-4) lost its third non-conference game at home this season, with Cleveland State being the first. That's the most since the 1977-78 season.

Looking rusty, Vanderbilt fell behind by 12 early. The Commodores scored only once after Lance Goulbourne's three-point play with 6:32 left, and Jeffery Taylor's layup with 53.2 seconds remaining just wasn't enough.

Taylor finished with 21 points and Brad Tinsley had 12. Taylor had no answer for why the Commodores couldn't hold onto the lead.



2011-12 RECAPS

Game 13 • Dec. 29, 2011

Vanderbilt 74
at Marquette 57
Milwaukee, Wisc. (Bradley Center)

Vanderbilt 74 • 34

Player	FG	3Pt	FT	Rebounds	PF	TP	A	T	Blk	Stl	Min
GOULBOURNE, Lance	1-5	1-2	4-6	4	12	2	15	2	1	3	30
TOHENGANG, Steve	1-2	0-1	4-4	0	0	1	4	0	1	0	13
TAYLOR, Jeffery	1-7	2-5	3-4	2	2	4	15	1	3	0	32
TINSLEY, Brad	3-5	2-3	3-3	0	2	0	11	8	3	0	29
JENKINS, John	3-12	4-8	0-0	1	2	3	14	1	1	0	34
JOHNSON, Keenan	0-2	0-1	0-0	0	2	2	0	4	1	0	12
EZELI, Festus	2-4	0-0	4-7	2	5	1	3	0	0	1	17
FULLER, Kyle	0-0	0-0	0-0	0	1	1	0	0	0	0	1
PARKER, Dai-Jon	0-1	0-0	0-0	0	1	1	2	0	1	1	12
MOATS, Shelby	0-0	0-0	0-0	0	0	0	1	0	0	0	1
SMART, Jordan	0-0	0-0	0-0	0	0	0	0	0	0	0	1
ODOM, Rod	2-4	1-2	0-0	0	2	2	5	0	0	0	12
Team				0	1	1					
Totals	23-49	10-22	18-24	9	30	23	74	17	17	4	207

FG % 1st Half: 33.3% 2nd Half: 41.7% Game: 33.4% 46.9%
 3FG % 1st Half: 7.1% 2nd Half: 30.0% Game: 10.2% 45.5%
 FT % 1st Half: 11.1% 2nd Half: 87.5% Game: 19.2% 75.0%

Marquette 57 • 11-2

Player	FG	3Pt	FT	Rebounds	PF	TP	A	T	Blk	Stl	Min
DRISCOLL, Jae	1-1	0-1	5-5	3	10	4	1	0	2	0	30
GARDNER, Davante	1-2	0-0	0-2	1	2	3	2	0	1	0	5
JOHNSON-ODOM, Darius	5-15	1-6	1-1	0	2	0	12	3	2	0	29
BLUE, Vander	5-7	0-2	5-2	1	1	2	3	2	3	0	21
CADOUGAN, Junior	5-3	0-1	0-0	0	2	2	2	1	3	0	21
WILSON, Jerald	2-5	1-2	0-0	1	2	3	5	1	0	1	24
MAYO, Todd	3-9	1-2	3-5	1	2	3	2	1	0	0	23
ANDERSON, Juan	0-0	0-0	2-2	0	0	0	1	2	0	0	9
JONES, Jamarl	0-1	0-1	0-2	1	5	1	0	1	0	0	13
WILSON, Derrick	2-3	0-0	1-2	2	0	3	3	0	0	0	19
Team				1	2	3					
Totals	19-59	3-15	16-30	15	20	35	57	12	14	1	207

FG % 1st Half: 33.3% 2nd Half: 46.2% Game: 33.2% 42.2%
 3FG % 1st Half: 1.0% 2nd Half: 27.3% Game: 3.1% 33.3%
 FT % 1st Half: 7.1% 2nd Half: 91.7% Game: 19.0% 82.2%

Officials: John Capps, Tim Higgins, Mike Roberts
 Technical fouls: Vanderbilt (5); Marquette (None).
 Attendance: 10,884
 ©2012 RSCB

MILWAUKEE - Things started so well for Vanderbilt, Kevin Stallings found himself looking away from the scoreboard.

The Vanderbilt coach couldn't believe his team was making things so difficult for Marquette (No. 13 ESPN/USA Today, No. 14 AP).

"I was sure that I was like in a mirage or something, just seeing things," Stallings said. "I tried to stop looking."

Jeffery Taylor scored 13 of his 19 points in the second half to help Vanderbilt steamroll Marquette 74-57.

John Jenkins added 14 points, and Lance Goulbourne had 13 points and 16 rebounds for the Commodores (9-4), who beat a ranked team for the first time this season.

Jae Crowder scored 16 points on 4-of-13 shooting for the Golden Eagles (11-2), who shot a season-low 32.2 percent from the field.

Vanderbilt, considered a top-10 team at the beginning of the season, came in unranked after a Dec. 17 loss to Indiana State. The Commodores came in with a 0-2 mark against ranked teams this season, with losses to Xavier and Louisville -- both in overtime.

But the Commodores looked worthy of their preseason ranking, smothering the Golden Eagles on defense and doing just about anything they wanted on the other end.

Things went poorly from the start for the Golden Eagles, who shot 1 for 16 from the field to start the game.

Marquette tried to get the ball to Crowder down low early on, but it wasn't working with several Vanderbilt defenders collapsing on him every time he touched the ball. Crowder started the game 0 for 7.

Notes
 ★ The Commodores defeated their first ranked opponent of the season with the victory and moved to 1-2 in 2011-12 against ranked opponents. It was also Vanderbilt's first road win over a ranked opponent since January 27, 2010 (at Tennessee, W, 85-76).
 ★ The road win moved Vanderbilt to 2-1 on the season in true road contests.

Game 14 • Jan. 2, 2012

Miami (Ohio) 62
at Vanderbilt 69
Nashville, Tenn. (Memorial Gym)

Miami (Ohio) 62 • 4-8

Player	FG	3Pt	FT	Rebounds	PF	TP	A	T	Blk	Stl	Min
MAVURGA, Julian	1-7	1-5	0-0	0	5	11	3	14	2	0	33
HARRIS, Jon	3-7	1-5	0-0	1	4	5	1	7	2	0	33
McGHEE, Drew	1-4	0-0	0-0	0	1	1	4	0	0	0	11
SEWELL, Josh	1-5	0-2	0-0	0	2	2	1	2	1	0	22
ROLLINS, Quentin	2-6	0-1	1-1	1	0	1	2	5	2	0	18
SULLIVAN, WB	1-5	0-2	0-0	0	2	2	1	2	0	0	17
SULLIVAN, Brian	6-11	0-0	0-0	0	1	4	24	1	2	0	32
THOMAS, Adam	0-3	0-1	0-0	0	5	5	1	0	0	0	11
LEGARZA, Vince	2-3	0-0	0-0	0	0	2	4	1	0	0	16
Team				1	2	3					
Totals	20-55	9-21	1-1	9	22	31	76	62	9	14	207

FG % 1st Half: 37.0% 2nd Half: 37.0% Game: 36.0% 47.2%
 3FG % 1st Half: 23.8% 2nd Half: 50.0% Game: 9.2% 42.9%
 FT % 1st Half: 0.0% 2nd Half: 100.0% Game: 0.0% 100.0%

Vanderbilt 69 • 10-4

Player	FG	3Pt	FT	Rebounds	PF	TP	A	T	Blk	Stl	Min
GOULBOURNE, Lance	2-7	1-2	4-4	1	3	4	1	0	2	2	27
TOHENGANG, Steve	2-3	0-2	1-3	1	3	4	1	6	0	0	18
TAYLOR, Jeffery	1-5	1-3	0-1	3	2	5	0	11	3	0	33
TINSLEY, Brad	2-4	1-1	0-0	0	2	1	11	4	1	0	27
JENKINS, John	3-15	5-10	3-3	0	1	1	26	0	1	1	35
JOHNSON, Keenan	2-3	0-0	0-1	0	1	1	4	2	2	1	20
EZELI, Festus	1-5	0-0	0-0	3	4	7	1	2	1	0	20
PARKER, Dai-Jon	0-2	0-1	0-0	0	0	0	1	0	0	0	6
ODOM, Rod	0-1	0-1	0-0	0	1	2	0	0	0	0	14
Team				1	2	3					
Totals	23-50	8-18	15-17	9	19	27	69	13	9	9	207

FG % 1st Half: 37.0% 2nd Half: 39.0% Game: 33.0% 44.2%
 3FG % 1st Half: 24.0% 2nd Half: 66.7% Game: 9.5% 44.4%
 FT % 1st Half: 7.8% 2nd Half: 88.9% Game: 15.7% 88.2%

Officials: Anthony Jordan, Roger Ayers, Michael Stephens
 Technical fouls: Miami (None); Vanderbilt (None).
 Attendance: 12,162

NASHVILLE - John Jenkins hit five 3-pointers and scored 26 points as Vanderbilt overcame a sluggish start and beat Miami (Ohio) 69-62 for the Commodores' fourth straight victory.

Coming off a 74-57 win at then-No. 14 Marquette, the Commodores (10-4) opened this game like so many this season at Memorial Gym struggling to find the basket, hitting only two of their first 14 shots. They finally heated up, especially from 3-point range where they hit 8 of 18 (44.4 percent) for the game.

Jeffery Taylor and Brad Tinsley each added 11 points, and senior Festus Ezeli blocked four shots to become Vanderbilt's career leader, passing former NBA player Will Perdue.

Freshman Brian Sullivan came off the bench and led the RedHawks (4-8) with 24 points, going 8 of 10 from beyond the arc. Julian Mavunga had his eighth double-double this season but was held to a season-low 14 points, along with his 11 rebounds.

The RedHawks, whose losses include 66-60 at then-No. 13 Xavier, pulled within 43-41 as Mavunga scored six points and Jon Harris hit a 3-pointer with 12 minutes left. Jenkins answered with another 3, then hit a jumper after a pump fake to push the lead to 48-41.

Miami (Ohio) pulled within 59-55 as Drew McGhee capped a 9-3 spurt. Jenkins hit a fall-away jumper to push it to 61-55 with 3:58 left, then the Commodores forced Miami (Ohio) into its fourth shot clock violation of the game.

Brian Sullivan hit his eighth 3 to pull Miami (Ohio) within 63-58 only to have Ezeli block Josh Sewell's layup with 1:46 left. Miami (Ohio) never got closer than five as the Commodores hit all six free throws in the final 67 seconds to win.

Notes
 ★ Festus Ezeli tallied four blocks in the game, breaking the all-time record at Vanderbilt for blocks. He now has 159 in his career. The center added seven rebounds in the victory.
 ★ Jenkins led Vanderbilt with 26 points. He now has scored in double figures in every game he's played this season, and 62 times in his career. He has achieved the mark in 45 consecutive games played.
 ★ Taylor and Tinsley added 11 points each, marking the 85th career double digit scoring game for the former, and the 54th for the latter.

Game 15 • Jan. 7, 2011

Auburn 35
at Vanderbilt 65
Nashville, Tenn. (Memorial Gym)

Auburn 35 • 10-5, 0-1 SEC

Player	FG	3Pt	FT	Rebounds	PF	TP	A	T	Blk	Stl	Min
Gabriel, Kenny	1-7	0-2	0-0	0	3	3	2	2	0	1	1
Ward, Venz	1-10	0-0	0-0	3	3	4	2	2	1	1	25
Daniels, Chris	2-7	1-4	1-4	0	1	1	6	2	2	0	30
Sullivan, Frankie	3-10	1-2	0-1	1	2	3	2	2	1	0	28
Langford, Josh	1-4	0-2	0-0	1	2	3	2	2	1	0	20
Payne, Adam	2-2	1-1	0-1	0	0	0	1	5	0	0	7
Wallace, Josh	1-4	0-0	1-2	2	5	7	1	0	1	0	13
Johnson, Neal	2-4	0-0	0-1	0	0	0	2	4	0	2	19
Forbes, Adrian	0-2	0-2	0-0	0	0	0	0	0	0	0	7
Kruse, Willy	1-2	0-0	1-1	2	1	3	2	2	0	1	10
Team				2	2	4					
Totals	19-55	3-11	2-10	13	21	34	16	35	6	13	207

FG % 1st Half: 32.0% 2nd Half: 27.0% Game: 30.0% 27.2%
 3FG % 1st Half: 2.4% 2nd Half: 1.5% Game: 3.1% 23.1%
 FT % 1st Half: 1.4% 2nd Half: 1.4% Game: 2.0% 20.0%

Vanderbilt 65 • 11-4, 1-0 SEC

Player	FG	3Pt	FT	Rebounds	PF	TP	A	T	Blk	Stl	Min
GOULBOURNE, Lance	1-3	1-3	0-2	2	3	5	2	3	1	0	23
TAYLOR, Jeffery	1-5	3-5	3-4	1	4	5	2	16	1	3	28
EZELI, Festus	0-4	0-0	2-4	2	6	8	3	4	0	2	18
TINSLEY, Brad	5-8	2-5	0-0	0	3	3	0	12	8	1	25
JENKINS, John	6-9	5-8	0-0	1	3	4	0	17	1	2	30
JOHNSON, Keenan	0-2	0-2	0-0	0	0	0	2	4	1	1	12
FULLER, Kyle	1-3	0-1	0-0	0	0	0	2	1	0	0	5
SMART, Jordan	0-0	0-0	0-0	0	1	1	0	0	0	0	2
PARKER, Dai-Jon	2-4	2-3	0-1	0	1	1	1	6	0	0	16
TOHENGANG, Steve	0-1	0-1	0-0	1	4	5	2	0	0	1	18
SMART, Jordan	0-0	0-0	0-0	0	1	0	0	0	0	0	3
ODOM, Rod	1-4	0-1	3-5	1	5	8	2	1	0	2	16
Team				2	1	3					
Totals	22-49	13-29	8-16	10	32	41	14	60	12	11	207

FG % 1st Half: 32.0% 2nd Half: 40.0% Game: 29.4% 44.9%
 3FG % 1st Half: 9.1% 2nd Half: 47.0% Game: 13.2% 44.9%
 FT % 1st Half: 5.0% 2nd Half: 75.0% Game: 4.8% 50.0%

Officials: J.D. Caldwell, Lee Caldwell, Heath Scott
 Technical fouls: Auburn (None); Vanderbilt (None).
 Attendance: 10,473

NASHVILLE - The Vanderbilt Commodores finally are healthy, and they look more like the team expected to be among the nation's best with each passing victory.

John Jenkins scored 17 points and Jeffery Taylor added 16 as Vanderbilt routed Auburn 65-35 in opening Southeastern Conference play with the Commodores' fifth straight win.

Vanderbilt started the season ranked No. 7 only to drop out with four losses, two in overtime to ranked opponents in Xavier and Louisville, with senior center Festus Ezeli out with a sprained right knee. Stallings has had players miss practice time with concussions and sprained ankles too.

Ezeli made his second start of the season Saturday, and the Commodores (11-4, 1-0) improved to 49-11 all-time in SEC openers at Memorial Gym. They did it with one of their best shooting performances this season in the first half in opening up a 38-19 halftime lead. They hit 50 percent (12 of 24) from the floor and were even better beyond the arc hitting 9 of 16 (56.3 percent). Five different players hit at least one 3 in the half.

Vanderbilt also showed off some defense holding Auburn to the fewest points scored this season. For Vanderbilt, it was the fewest points allowed since a 33-31 loss to Mississippi State on Jan. 30, 1982.

Brad Tinsley added 12 points and Ezeli grabbed eight rebounds and scored four points.

Jenkins, the SEC's leading scorer, also hit 5 of 8 from 3-point range.



2011-12 RECAPS

Game 16 • Jan. 10, 2012

Vanderbilt 67
at South Carolina 57
Columbia, S.C. (Colonial Life Arena)

Vanderbilt 67 • 12-4, 2-0

Player	Total			3-PT			Rebounds			PF	TP	A	TO	Blk	Stl	Min
	FG	FGA	FT	FGA	FTA	OR	DR	TR								
11 EZELI, Festus	4	11	0	0	0	1	1	2	5	2	1	1	1	1	18	
11 TINSLEY, Brad	4	8	3	2	0	0	0	1	13	9	2	0	0	2	29	
11 GOULBOURNE, Lance	2	0	1	4	4	3	7	3	8	0	2	1	1	21		
11 JENKINS, John	5	10	4	0	0	1	2	3	14	3	4	0	1	30		
11 TAYLOR, Jeffery	4	8	3	0	0	3	3	2	11	3	4	0	1	32		
11 JOHNSON, Keaton	0	3	0	0	0	2	3	0	0	0	0	0	0	11		
11 FULLER, Kyle	0	1	0	0	0	1	1	0	0	0	0	0	0	3		
11 PARKER, Dai-Jon	1	1	1	0	0	1	1	0	3	2	0	0	0	15		
11 TCHIENGANG, Steve	4	5	0	1	1	3	3	0	1	0	1	0	1	19		
11 MOATS, Shelby	0	0	0	0	0	0	0	0	0	0	0	0	0	3		
11 ODOM, Rod	2	2	0	0	0	1	1	0	1	0	1	0	0	19		
Team	22	53	13	22	27	27	27	15	67	10	18	2	4	207		

FG % 1st Half	9-15	60.0%	2nd Half	10-25	40.0%	Game	23-40	57.5%
3FG % 1st Half	4-7	57.1%	2nd Half	9-15	60.0%	Game	13-22	59.1%
FT % 1st Half	2-2	100.0%	2nd Half	6-6	100.0%	Game	8-8	100.0%

South Carolina 57 • 8-6, 0-2

Player	Total			3-PT			Rebounds			PF	TP	A	TO	Blk	Stl	Min
	FG	FGA	FT	FGA	FTA	OR	DR	TR								
11 GILL, Anthony	1	2	0	2	2	1	1	0	0	1	0	0	0	1	20	
11 COOKE, Mark	4	11	1	2	3	2	2	9	0	2	1	3	3	35		
11 HARRIS, Darnette	1	7	0	0	4	7	3	10	2	11	0	3	1	31		
11 JACKSON, Lakem	1	5	0	1	2	1	1	2	1	3	0	1	0	18		
11 SMITH, Eric	0	4	0	0	0	0	0	0	0	1	1	0	0	16		
11 WILLIAMS, Brandon	0	0	0	0	0	0	0	0	0	0	0	0	0	3		
11 RICHARDSON, Brian	2	3	0	0	0	2	2	0	0	0	0	0	0	10		
11 ELLINGTON, Bruce	5	12	1	3	3	0	2	20	3	0	0	1	0	24		
11 LEONARD, Damien	0	4	0	0	0	0	0	0	0	0	1	0	1	13		
11 SLAYSON, RJ	0	0	0	0	0	1	1	2	0	0	0	0	0	19		
11 GEATHERS, Carlton	0	0	0	0	0	0	0	0	0	0	0	0	0	3		
Team	1	0	1	0	1	0	1	0	0	0	0	0	0	207		

FG % 1st Half	5-28	17.9%	2nd Half	17-27	63.0%	Game	22-53	41.5%
3FG % 1st Half	0-0	0.0%	2nd Half	4-5	80.0%	Game	4-13	30.8%
FT % 1st Half	2-4	50.0%	2nd Half	7-7	100.0%	Game	9-11	81.8%

Officials: Andre Petty, James Luckie, Scott Conrad

Technical fouls: Vanderbilt None, South Carolina None

Attendance: 8,832

Score by periods	1st	2nd	Total
Vanderbilt	22	45	67
South Carolina	12	45	57

Lead PG: VANDERBILT 21-03-05-06-08-09-10-11-12-13-14-15-16-17-18-19-20-21-22-23-24-25-26-27-28-29-30-31-32-33-34-35-36-37-38-39-40-41-42-43-44-45-46-47-48-49-50

Lead Def: VANDERBILT 21-03-05-06-08-09-10-11-12-13-14-15-16-17-18-19-20-21-22-23-24-25-26-27-28-29-30-31-32-33-34-35-36-37-38-39-40-41-42-43-44-45-46-47-48-49-50

Lead Rebound: VANDERBILT 21-03-05-06-08-09-10-11-12-13-14-15-16-17-18-19-20-21-22-23-24-25-26-27-28-29-30-31-32-33-34-35-36-37-38-39-40-41-42-43-44-45-46-47-48-49-50

Lead Assist: VANDERBILT 21-03-05-06-08-09-10-11-12-13-14-15-16-17-18-19-20-21-22-23-24-25-26-27-28-29-30-31-32-33-34-35-36-37-38-39-40-41-42-43-44-45-46-47-48-49-50

Lead Steal: VANDERBILT 21-03-05-06-08-09-10-11-12-13-14-15-16-17-18-19-20-21-22-23-24-25-26-27-28-29-30-31-32-33-34-35-36-37-38-39-40-41-42-43-44-45-46-47-48-49-50

Lead Block: VANDERBILT 21-03-05-06-08-09-10-11-12-13-14-15-16-17-18-19-20-21-22-23-24-25-26-27-28-29-30-31-32-33-34-35-36-37-38-39-40-41-42-43-44-45-46-47-48-49-50

Lead Turnover: VANDERBILT 21-03-05-06-08-09-10-11-12-13-14-15-16-17-18-19-20-21-22-23-24-25-26-27-28-29-30-31-32-33-34-35-36-37-38-39-40-41-42-43-44-45-46-47-48-49-50

Lead Points: VANDERBILT 21-03-05-06-08-09-10-11-12-13-14-15-16-17-18-19-20-21-22-23-24-25-26-27-28-29-30-31-32-33-34-35-36-37-38-39-40-41-42-43-44-45-46-47-48-49-50

Lead Fouls: VANDERBILT 21-03-05-06-08-09-10-11-12-13-14-15-16-17-18-19-20-21-22-23-24-25-26-27-28-29-30-31-32-33-34-35-36-37-38-39-40-41-42-43-44-45-46-47-48-49-50

Lead Minutes: VANDERBILT 21-03-05-06-08-09-10-11-12-13-14-15-16-17-18-19-20-21-22-23-24-25-26-27-28-29-30-31-32-33-34-35-36-37-38-39-40-41-42-43-44-45-46-47-48-49-50

Lead Rebounds: VANDERBILT 21-03-05-06-08-09-10-11-12-13-14-15-16-17-18-19-20-21-22-23-24-25-26-27-28-29-30-31-32-33-34-35-36-37-38-39-40-41-42-43-44-45-46-47-48-49-50

Lead Assists: VANDERBILT 21-03-05-06-08-09-10-11-12-13-14-15-16-17-18-19-20-21-22-23-24-25-26-27-28-29-30-31-32-33-34-35-36-37-38-39-40-41-42-43-44-45-46-47-48-49-50

Lead Steals: VANDERBILT 21-03-05-06-08-09-10-11-12-13-14-15-16-17-18-19-20-21-22-23-24-25-26-27-28-29-30-31-32-33-34-35-36-37-38-39-40-41-42-43-44-45-46-47-48-49-50

Lead Blocks: VANDERBILT 21-03-05-06-08-09-10-11-12-13-14-15-16-17-18-19-20-21-22-23-24-25-26-27-28-29-30-31-32-33-34-35-36-37-38-39-40-41-42-43-44-45-46-47-48-49-50

Lead Turnovers: VANDERBILT 21-03-05-06-08-09-10-11-12-13-14-15-16-17-18-19-20-21-22-23-24-25-26-27-28-29-30-31-32-33-34-35-36-37-38-39-40-41-42-43-44-45-46-47-48-49-50

Lead Points: VANDERBILT 21-03-05-06-08-09-10-11-12-13-14-15-16-17-18-19-20-21-22-23-24-25-26-27-28-29-30-31-32-33-34-35-36-37-38-39-40-41-42-43-44-45-46-47-48-49-50

Lead Fouls: VANDERBILT 21-03-05-06-08-09-10-11-12-13-14-15-16-17-18-19-20-21-22-23-24-25-26-27-28-29-30-31-32-33-34-35-36-37-38-39-40-41-42-43-44-45-46-47-48-49-50

Lead Minutes: VANDERBILT 21-03-05-06-08-09-10-11-12-13-14-15-16-17-18-19-20-21-22-23-24-25-26-27-28-29-30-31-32-33-34-35-36-37-38-39-40-41-42-43-44-45-46-47-48-49-50

Lead Rebounds: VANDERBILT 21-03-05-06-08-09-10-11-12-13-14-15-16-17-18-19-20-21-22-23-24-25-26-27-28-29-30-31-32-33-34-35-36-37-38-39-40-41-42-43-44-45-46-47-48-49-50

Lead Assists: VANDERBILT 21-03-05-06-08-09-10-11-12-13-14-15-16-17-18-19-20-21-22-23-24-25-26-27-28-29-30-31-32-33-34-35-36-37-38-39-40-41-42-43-44-45-46-47-48-49-50

Lead Steals: VANDERBILT 21-03-05-06-08-09-10-11-12-13-14-15-16-17-18-19-20-21-22-23-24-25-26-27-28-29-30-31-32-33-34-35-36-37-38-39-40-41-42-43-44-45-46-47-48-49-50

Lead Blocks: VANDERBILT 21-03-05-06-08-09-10-11-12-13-14-15-16-17-18-19-20-21-22-23-24-25-26-27-28-29-30-31-32-33-34-35-36-37-38-39-40-41-42-43-44-45-46-47-48-49-50

Lead Turnovers: VANDERBILT 21-03-05-06-08-09-10-11-12-13-14-15-16-17-18-19-20-21-22-23-24-25-26-27-28-29-30-31-32-33-34-35-36-37-38-39-40-41-42-43-44-45-46-47-48-49-50

Lead Points: VANDERBILT 21-03-05-06-08-09-10-11-12-13-14-15-16-17-18-19-20-21-22-23-24-25-26-27-28-29-30-31-32-33-34-35-36-37-38-39-40-41-42-43-44-45-46-47-48-49-50

Lead Fouls: VANDERBILT 21-03-05-06-08-09-10-11-12-13-14-15-16-17-18-19-20-21-22-23-24-25-26-27-28-29-30-31-32-33-34-35-36-37-38-39-40-41-42-43-44-45-46-47-48-49-50

Lead Minutes: VANDERBILT 21-03-05-06-08-09-10-11-12-13-14-15-16-17-18-19-20-21-22-23-24-25-26-27-28-29-30-31-32-33-34-35-36-37-38-39-40-41-42-43-44-45-46-47-48-49-50

Lead Rebounds: VANDERBILT 21-03-05-06-08-09-10-11-12-13-14-15-16-17-18-19-20-21-22-23-24-25-26-27-28-29-30-31-32-33-34-35-36-37-38-39-40-41-42-43-44-45-46-47-48-49-50

Lead Assists: VANDERBILT 21-03-05-06-08-09-10-11-12-13-14-15-16-17-18-19-20-21-22-23-24-25-26-27-28-29-30-31-32-33-34-35-36-37-38-39-40-41-42-43-44-45-46-47-48-49-50

Lead Steals: VANDERBILT 21-03-05-06-08-09-10-11-12-13-14-15-16-17-18-19-20-21-22-23-24-25-26-27-28-29-30-31-32-33-34-35-36-37-38-39-40-41-42-43-44-45-46-47-48-49-50

Lead Blocks: VANDERBILT 21-03-05-06-08-09-10-11-12-13-14-15-16-17-18-19-20-21-22-23-24-25-26-27-28-29-30-31-32-33-34-35-36-37-38-39-40-41-42-43-44-45-46-47-48-49-50

Lead Turnovers: VANDERBILT 21-03-05-06-08-09-10-11-12-13-14-15-16-17-18-19-20-21-22-23-24-25-26-27-28-29-30-31-32-33-34-35-36-37-38-39-40-41-42-43-44-45-46-47-48-49-50

Lead Points: VANDERBILT 21-03-05-06-08-09-10-11-12-13-14-15-16-17-18-19-20-21-22-23-24-25-26-27-28-29-30-31-32-33-34-35-36-37-38-39-40-41-42-43-44-45-46-47-48-49-50

Lead Fouls: VANDERBILT 21-03-05-06-08-09-10-11-12-13-14-15-16-17-18-19-20-21-22-23-24-25-26-27-28-29-30-31-32-33-34-35-36-37-38-39-40-41-42-43-44-45-46-47-48-49-50

Lead Minutes: VANDERBILT 21-03-05-06-08-09-10-11-12-13-14-15-16-17-18-19-20-21-22-23-24-25-26-27-28-29-30-31-32-33-34-35-36-37-38-39-40-41-42-43-44-45-46-47-48-49-50

Lead Rebounds: VANDERBILT 21-03-05-06-08-09-10-11-12-13-14-15-16-17-18-19-20-21-22-23-24-25-26-27-28-29-30-31-32-33-34-35-36-37-38-39-40-41-42-43-44-45-46-47-48-49-50

Lead Assists: VANDERBILT 21-03-05-06-08-09-10-11-12-13-14-15-16-17-18-19-20-21-22-23-24-25-26-27-28-29-30-31-32-33-34-35-36-37-38-39-40-41-42-43-44-45-46-47-48-49-50

Lead Steals: VANDERBILT 21-03-05-06-08-09-10-11-12-13-14-15-16-17-18-19-20-21-22-23-24-25-26-27-28-29-30-31-32-33-34-35-36-37-38-39-40-41-42-43-44-45-46-47-48-49-50

Lead Blocks: VANDERBILT 21-03-05-06-08-09-10-11-12-13-14-15-16-17-18-19-20-21-22-23-24-25-26-27-28-29-30-31-32-33-34-35-36-37-38-39-40-41-42-43-44-45-46-47-48-49-50

Lead Turnovers: VANDERBILT 21-03-05-06-08-09-10-11-12-13-14-15-16-17-18-19-20-21-22-23-24-25-26-27-28-29-30-31-32-33-34-35-36-37-38-39-40-41-42-43-44-45-46-47-48-49-50

Lead Points: VANDERBILT 21-03-05-06-08-09-10-11-12-13-14-15-16-17-18-19-20-21-22-23-24-25-26-27-28-29-30-31-32-33-34-35-36-37-38-39-40-41-42-43-44-45-46-47-48-49-50

Lead Fouls: VANDERBILT 21-03-05-06-08-09-10-11-12-13-14-15-16-17-18-19-20-21-22-23-24-25-26-27-28-29-30-31-32-33-34-35-36-37-38-39-40-41-42-43-44-45-46-47-48-49-50

Lead Minutes: VANDERBILT 21-03-05-06-08-09-10-11-12-13-14-15-16-17-18-19-20-21-22-23-24-25-26-27-28-29-30-31-32-33-34-35-36-37-38-39-40-41-42-43-44-45-46-47-48-49-50

Lead Rebounds: VANDERBILT 21-03-05-06-08-09-10-11-12-13-14-15-16-17-18-19-20-21-22-23-



2011-12 RECAPS

Game 19 • Jan. 21, 2012

Miss. State 78
at Vanderbilt (OT) 77
Nashville, Tenn. (Memorial Gym)

Mississippi State 78 • 16-4, 3-2 SEC

Player	Total	3PT	Rebounds	PF	TP	A TO	Stk	Min					
	FG-FGA	FG-FGA	OR Def Tot	FF	PP								
01 Ramon Sidney	1-2	0-2	1 0 1	4	0	2 0 1	3	20					
02 Arnett Moultrie	7-16	0-0	3 11 14	1	21	0 1 1	4	45					
03 Dee Bost	8-14	3-6	0 5 5	2	24	4 4 0	1	43					
04 Rodney Hood	2-7	1-3	2 2 0	2	0	7 3 1	0	41					
05 Brian Bryant	1-7	0-1	3 5 8	0	2	3 2 0	2	33					
06 John Steele	5-8	2-3	1 0 1	2	15	0 1 0	0	21					
07 Shaun Smith	0-0	0-0	0 0 0	0	0	0 0 0	0	1					
08 Wendell Lewis	0-0	0-0	2 1 3	2	0	0 1 0	0	21					
Team			2 1 3										
Totals	27-62	10-20	14-21	12	25	31 11	78	132 20 2 10 225					
FG % 1st half	5-28	25.0%	2nd half	15-29	51.7%	ST:	4-5	80.0%	Game:	27-62	43.5%	Rebounds	14-21
3FG % 1st half	1-10	10.0%	2nd half	8-9	88.9%	OT:	11	100.0%	Game:	10-20	50.0%	Assists	7
FT % 1st half	11-13	84.6%	2nd half	2-4	50.0%	OT:	1-4	25.0%	Game:	14-21	66.7%	Steals	7

Vanderbilt 77 • 14-5, 4-1 SEC

Player	Total	3PT	Rebounds	PF	TP	A TO	Stk	Min					
	FG-FGA	FG-FGA	OR Def Tot	FF	PP								
00 GOULBOURNE, Lance	4-8	4-6	0 0 0	3	12	3 1 0	1	30					
01 TAYLOR, Jeffery	7-11	3-6	2 3 5	2	19	3 2 0	1	38					
02 EZELI, Festus	5-10	0-0	2 12 14	1	12	0 2 5	0	36					
03 TINSLEY, Brad	3-8	1-3	0 0 0	0	2	7 5 2	0	32					
04 JENKINS, John	8-17	5-11	0 0 0	1	0	21 0 3	0	30					
05 JOHNSON, Kadren	2-3	1-1	1 2 0	0	1	1 6 2	0	14					
06 PARKER, Dai-Jon	0-1	0-1	0 4 2	0	1	1 0 0	0	10					
07 TCHENGANG, Steve	0-1	0-0	0 0 0	2	0	1 2 0	0	9					
08 ODOM, Rod	0-1	0-0	1 0 1	3	0	1 0 0	0	8					
Team			0 1 1										
Totals	29-66	14-27	3-8	8	28	33 13	4	240					
FG % 1st half	13-28	46.4%	2nd half	11-25	44.0%	ST:	3-7	42.9%	Game:	29-66	44.0%	Rebounds	14
3FG % 1st half	7-12	58.3%	2nd half	5-10	50.0%	OT:	2-5	40.0%	Game:	14-27	51.9%	Assists	11
FT % 1st half	2-4	50.0%	2nd half	2-3	66.7%	OT:	1-2	50.0%	Game:	5-9	55.6%	Steals	4

Officials: Tony Greene, Ron Groover, Kevin Scott
Technical fouls: Mississippi State None, Vanderbilt None.
Attendance: 14,110

Score by periods	1st	2nd	OT	Total
Mississippi State	40	40	0	80
Vanderbilt	30	25	0	55

Last FG: MS 07:08:51, VANDY 07:01:11
Largest lead: MS by 12 04:07:30, VANDY by 12 04:01:01

NASHVILLE - Rick Stansbury drew up a play in the huddle, something his Mississippi State Bulldogs hadn't used this season. He saw Vanderbilt overplaying Dee Bost, and his senior guard made it work.

Bost scored on a layup with 51.8 seconds left in overtime and No. 18 Mississippi State edged Vanderbilt 78-77, snapping the Commodores' eight-game winning streak.

The Bulldogs (16-4, 3-2 Southeastern Conference) won in Memorial Gym for the first time since 2004 and snapped their own three-game skid in Nashville. They appeared headed toward another loss after trailing 39-28 at halftime.

Vanderbilt (14-5, 4-1) had plenty of chances to extend its winning streak but missed three shots after Bost's layup, the last a 3-point attempt by John Jenkins that hit the front of the rim just before the buzzer.

Bost scored 24 points, Steele finished with 15, and Arnett Moultrie had his 11th double-double with 21 points and 14 rebounds.

Jenkins led Vanderbilt with 21 points, Jeffery Taylor had 19, and Festus Ezeli had 12 points and 14 rebounds. Lance Goulbourne added 12 points with a career-high four 3s.

In a game featuring four of the SEC's top scorers - and with 16 NBA scouts watching - these teams put on a show from beyond the arc. The Bulldogs hit nine of 10 after halftime, while Vanderbilt was 14 of 27 overall - its most 3s since hitting 15 against Mississippi State on March 5, 2008.

Notes

- ★ The loss ended an eight-game Vanderbilt win streak, its longest since 2009-10
- ★ This marked the second overtime meeting with Mississippi State in the last three home matchups with Vanderbilt's last win being an 86-85 game on March 5, 2008.
- ★ The 39 first half points were the most the Commodores have scored to open a game against an SEC opponent this season and the most since scoring 41 against LSU last year.
- ★ For the second game in a row, Vanderbilt held its opponent to one three-point field goal in the first half.

Game 20 • Jan. 24, 2012

Tennessee 47
at Vanderbilt 65
Nashville, Tenn. (Memorial Gym)

Tennessee 47 • 9-11, 1-4 SEC

Player	Total	3PT	Rebounds	PF	TP	A TO	Stk	Min		
	FG-FGA	FG-FGA	OR Def Tot	FF	PP					
01 Stokes, Jarnell	2-5	0-0	2 2 4	5	10	3 0 1	0	24		
02 Maymon, Jerome	6-9	0-0	3 4 7	2	15	1 2 1	1	29		
03 Richardson, Josh	1-5	1-3	2 2 0	0	2	5 2 3	0	23		
04 Golden, Tim	2-11	0-1	0 0 0	0	1	0 4 0	1	33		
05 Talon, Cameron	1-5	0-2	0 0 0	1	3	1 1 1	0	24		
06 Makajula, Yemi	3-5	0-0	5 3 8	2	4	3 7 0	1	12		
07 Woodruff, Renato	0-0	0-0	0 0 0	0	0	1 2 0	0	3		
08 Washburn, Wile	1-1	0-0	1 1 2	3	0	2 3 0	2	13		
09 McWee, Stevie	0-3	0-3	0 0 0	0	2	0 1 0	0	18		
10 Hall, Kenny	1-3	0-0	0 2 2	1	2	1 1 1	0	11		
11 Miller, Dwight	1-1	0-0	0 0 0	0	1	0 1 0	0	2		
12 McRae, Jordan	0-3	0-1	0 0 0	2	4	2 0 0	0	8		
Team			1 2 3							
Totals	18-51	1-12	10-14	14	25	18 47	8	255 3 0 200		
FG % 1st half	7-24	29.2%	2nd half	11-27	40.7%	Game:	18-51	35.3%	Rebounds	10-14
3FG % 1st half	0-4	0.0%	2nd half	1-4	25.0%	Game:	1-9	11.1%	Assists	7
FT % 1st half	7-8	87.5%	2nd half	3-4	75.0%	Game:	10-14	71.4%	Steals	2

Vanderbilt 65 • 15-5, 5-1 SEC

Player	Total	3PT	Rebounds	PF	TP	A TO	Stk	Min		
	FG-FGA	FG-FGA	OR Def Tot	FF	PP					
00 GOULBOURNE, Lance	1-4	1-4	0 0 0	2	1	4 3 2	4	23		
01 TAYLOR, Jeffery	8-14	3-3	4 4 8	3	6	9 3 23	0	1 0 4 29		
02 EZELI, Festus	2-8	0-0	1 4 5	0	9	3 5 0	3	4 0 23		
03 TINSLEY, Brad	3-8	0-1	0 0 0	0	2	0 6 4	2	0 0 30		
04 JENKINS, John	5-12	2-6	4 4 8	0	2	2 15 0	1	0 2 32		
05 JOHNSON, Kadren	2-3	0-0	1 1 2	1	1	5 2 3	0	0 12		
06 FULLER, Kyle	0-0	0-0	0 0 0	0	0	0 0 0	0	0 1		
07 PARKER, Dai-Jon	1-2	1-1	0 0 0	0	0	3 1 0	0	0 15		
08 TCHENGANG, Steve	1-5	1-2	0 0 0	0	4	3 1 1	1	2 17		
09 MOATS, Shelby	0-0	0-0	0 0 0	0	0	0 0 0	0	0 1		
10 MOATS, Shelby	0-0	0-0	0 0 0	0	0	0 0 0	0	0 1		
11 SUKAM, James	0-0	0-0	0 0 0	0	0	0 0 0	0	0 1		
12 ODOM, Rod	0-1	0-1	1 2 3	1	2	3 1 2	0	0 16		
Team			2 1 3							
Totals	25-54	8-18	11-17	11	21	31 20	12	18 0 10 200		
FG % 1st half	14-30	46.7%	2nd half	7-21	33.3%	Game:	25-54	46.3%	Rebounds	11-17
3FG % 1st half	3-8	37.5%	2nd half	3-10	30.0%	Game:	8-18	44.4%	Assists	10
FT % 1st half	5-7	71.4%	2nd half	6-10	60.0%	Game:	11-17	64.7%	Steals	0

Officials: Anthony Jordan, Mike Kite, Pat Adema
Technical fouls: Tennessee-Makajula, Yemi; Stokes, Jarnell; Vanderbilt-EZELI, Festus.
Attendance: 14,018

Flagrant Technical foul on Tennessee 001 Yemi Makajula, expired at 1:25:24

Score by periods	1st	2nd	Total
Tennessee	21	26	47
Vanderbilt	40	25	65

Last FG: TENN 02:00:36, VANDY 02:00:30
Largest lead: UT 38-30, VANDY by 21 04:10:57

NASHVILLE - Jeffery Taylor can be very dangerous when he puts a complete game together for Vanderbilt. Add in a bitter rivalry, and the senior forward sent Tennessee home hurting and more than a bit embarrassed.

Taylor scored 15 of his 23 points in the first half, and the Vanderbilt Commodores bounced back by routing their in-state rival Tennessee 65-47 for their ninth win in 10 games.

The Commodores (15-5, 5-1 Southeastern Conference) had an eight-game winning streak snapped with an overtime loss to then-No. 20 Mississippi State. This time, they scored the first nine points of the game in rolling to another win with Taylor hitting all three of his 3s and going 4 of 4 at the line. He also grabbed nine rebounds and committed only one turnover against four steals.

John Jenkins, the SEC's leading scorer, had 16 points for the Commodores.

Vanderbilt looked ready to run Tennessee out of the gym, jumping out to a 30-10 lead on a putback by Taylor with 5:46 to go in the first half.

"We got a great start," Jenkins said. "We had a lot of energy, a lot of passion. I think that first start got us the win almost because we hit them in the mouth so hard it was easy for us to keep going with it. Our biggest fear was having a letdown, and we didn't have too much of a letdown in the second half so that was good."

Jeronne Maymon led Tennessee with 15 points. Freshman Jarnell Stokes had 10 rebounds but only six points and seven turnovers in the fourth game of his very short career. It was his second straight start.

Notes

- ★ Vanderbilt held Tennessee to their lowest point total in the overall series since the 1946 SEC Tournament in Louisville (UT win, 46-32).
- ★ Vanderbilt opened the game on three and a half minute, 9-0 run.
- ★ The Vanderbilt defense held Tennessee scoreless for a seven minute stretch in the first half.
- ★ The Commodores hit 16 first-half field goals, the most against an SEC team since making 20 against LSU on March 10, 2011 in the conference tournament.

Game 21 • Jan. 28, 2012

MTSU 77
at Vanderbilt 84
Nashville, Tenn. (Memorial Gym)

Middle Tennessee Sta 77 • 20-3

Player	Total	3PT	Rebounds	PF	TP	A TO	Stk	Min		
	FG-FGA	FG-FGA	OR Def Tot	FF	PP					
01 Dendy, LaRon	8-11	5-8	2 3 5	2	4	3 22	2	3 2 0 35		
02 Sulton, JT	5-8	0-1	3 5 8	0	5	5 12	2	4 0 0 23		
03 Massey, Bruce	3-6	0-1	4 4 8	0	2	2 10	5	2 0 2 36		
04 Knight, Marcos	3-10	1-3	3 4 7	0	3	3 10	2	2 0 1 34		
05 Clinton, Raymond	3-4	2-2	0 1 1	2	4	8 1 0	0	1 22		
06 Galman, James	1-2	1-2	0 0 0	1	0	1 0 0	0	0 10		
07 Jones, Shawn	1-2	0-0	2 2 0	1	1	2 4 0	0	0 2		
08 Oden, Jimmy	0-0	0-0	0 0 0	0	2	1 0 1	0	0 4		
09 Walker, Tom	0-0	0-0	0 0 0	1	0	0 1 0	0	0 2		
10 Jones, Jason	1-1	0-0	0 0 0	0	2	2 0 1	0	0 17		
11 Hammonds, Kerry	2-3	2-2	0 0 0	1	2	6 1 0	0	1 15		
Team			1 0 1							
Totals	27-47	7-13	16-22	5	17	22 23	77	15 14 2 5 200		
FG % 1st half	14-23	60.9%	2nd half	13-24	54.2%	Game:	27-47	57.4%	Rebounds	16-22
3FG % 1st half	5-8	62.5%	2nd half	2-5	40.0%	Game:	7-13	53.8%	Assists	13
FT % 1st half	6-8	75.0%	2nd half	10-14	71.4%	Game:	16-22	72.7%	Steals	12

Vanderbilt 84 • 16-5

Player	Total	3PT	Rebounds	PF	TP	A TO	Stk	Min		
	FG-FGA	FG-FGA	OR Def Tot	FF	PP					
00 GOULBOURNE, Lance	3-5	0-1	5 7 12	3	5	0 11	1	0 1 32		
01 TAYLOR, Jeffery	8-14	5-3	4 6 10	4	2	6 2 17	0	0 0 34		
02 EZELI, Festus	5-8	0-0	11-13	0	4	4 4 21	1	2 2 30		
03 TINSLEY, Brad	3-4	1-2	2 2 0	0	4	6 4 0	0	1 24		
04 JENKINS, John	10-16	4-11	2 2 4	4	1	26 2 0	0	0 35		
05 JOHNSON, Kadren	0-3	0-1	0 0 0	2	2	3 0 1	0	0 16		
06 PARKER, Dai-Jon	0-1	0-0	0 0 0	1	0	1 0 0	0	0 11		
07 TCHENGANG, Steve	0-1	0-1	0 0 0	1	0	2 0 2	0	0 10		
08 ODOM, Rod	0-0	0-0	0 0 0	1	1	1 0 0	0	0 8		
Team			1 0 1							
Totals	27-54	6-19	24-30	10	18	28 34	11	9 2 4 200		
FG % 1st half	14-32	43.8%	2nd half	13-22	59.1%	Game:	27-54	50.0%	Rebounds	24-30
3FG % 1st half	4-11	36.4%	2nd half	2-8	25.0%	Game:	6-19	31.6%	Assists	11
FT % 1st half	12-13	92.3%	2nd half	12-17	70.6%	Game:	24-30	80.0%	Steals	1

Officials: Mike Thibodeau, Mike Horton, John Healy
Technical fouls: Middle Tennessee-None, Vanderbilt-None.
Attendance: 14,018

Score by periods	1st	2nd	Total
Middle Tennessee Sta	30	47	77
Vanderbilt	44	40	84

Last FG: MTSU 02:00:30, VANDY 02:00:30
Largest lead: VU by 4 00:00:00, VANDY by 7 00:00:00

NASHVILLE - Vanderbilt coach Kevin Stallings warned his Commodores they would get Middle Tennessee's best game. They proved to be up to the challenge in a game that had the feel of a first-round game at the NCAA tournament.

John Jenkins scored seven of his 26 points in the final 4



2011-12 RECAPS

Game 22 • Jan. 31, 2012

Vanderbilt 74
at Arkansas 82
Fayetteville, Ark. (Bud Walton Arena)

Vanderbilt 74 • 16-6 (3-3 SEC)												
Player	FG	3-Pt	FT	Rebounds	PF	TP	A	TO	Stk	Min	pts	reb
GOULBOURNE, Lance	2-2	0-0	0-0	0	2	0	0	0	0	0	12	4
TAYLOR, Jeffery	9-12	1-5	7-9	8	6	2	18	1	1	2	37	25
EZELI, Festus	6-7	0-0	2-6	2	2	4	14	1	3	2	21	13
TINSLEY, Brad	2-5	1-2	0-0	0	2	0	4	5	2	0	27	5
JENKINS, John	6-14	4-10	3-4	2	3	5	2	10	1	3	35	23
JOHNSON, Kadren	1-4	0-2	2-2	0	2	1	4	2	1	1	20	4
FULLER, Kyle	0-1	0-0	0-0	0	2	0	0	1	0	0	7	0
PARKER, Dan-Jon	0-0	0-0	0-0	0	0	0	0	0	0	0	4	0
TCHENGANG, Steve	4-5	0-1	2-2	2	2	4	10	0	1	1	18	13
ODUM, Rod	0-2	0-1	0-0	0	1	1	1	0	0	0	12	0
Team	25-52	8-21	16-23	17	22	18	74	15	11	7	200	74

Arkansas 82 • 18-4 (4-3 SEC)												
Player	FG	3-Pt	FT	Rebounds	PF	TP	A	TO	Stk	Min	pts	reb
MICKELSON, Hunter	4-4	1-1	0-0	2	1	3	5	0	0	1	11	9
SAMCHEZ, Michael	2-5	0-0	0-0	3	1	4	3	4	0	1	16	4
VADE, Marvonus	4-9	2-5	0-0	0	2	2	10	4	1	1	34	10
SCOTT, Rakay	6-13	3-4	4-0	0	5	2	18	3	0	0	32	20
NOBLES, Jalysees	7-10	3-6	0-0	1	3	4	2	17	3	1	29	20
MADDEN, Rashad	1-7	0-3	8-8	0	1	1	2	10	2	2	21	2
ABRON, Dwanita	1-4	0-0	1-1	3	4	3	2	0	1	0	24	3
YOUNG, BJ	3-8	1-4	8-8	1	3	4	2	12	2	0	26	14
WATTHE, Marvell	0-0	0-0	0-0	1	2	0	0	0	0	0	4	0
MITCHELL, Brandon	0-0	0-0	0-0	0	0	0	0	0	0	0	3	0
Team	25-41	9-23	17-24	14	22	20	21	32	13	6	4	200

FG % 1st Half: 52.2% 2nd Half: 52.2% Game: 50.0%
 3FG % 1st Half: 23.8% 2nd Half: 23.8% Game: 23.8%
 FT % 1st Half: 88.7% 2nd Half: 88.7% Game: 88.7%

FAYETTEVILLE- Arkansas picked the right time to start draining 3-pointers.

Ricky Scott scored 18 points and the Razorbacks equaled their Southeastern Conference-best with nine 3s in pulling away to an 82-74 victory over No. 25 Vanderbilt on Tuesday night.

Five players scored in double figures for the Razorbacks (16-6, 4-3), who improved to 16-0 in Bud Walton Arena this season. Jalysees Nobles added 17 points for Arkansas.

The Commodores (16-6, 5-2) led 40-37 in the second half before Arkansas' Hunter Mickelson tied the game with a 3-pointer. That started a stretch where the Razorbacks hit six of seven field goals from behind the arc and took a 59-46 lead.

Vanderbilt, which was led by John Jenkins' 19 points, was unable to get closer than seven points after that.

Jeffery Taylor added 18 points for the Commodores, while Festus Ezeli had 14 and Steve Tchiengang 10.

Arkansas equaled the best start to open a season since the 1993-94 national championship team had the same home mark for the entire season. Only that team and the 1997-98 team have gone undefeated at home since the arena opened in 1993.

The Razorbacks entered Tuesday night with home wins over two ranked teams already this season: then-No. 15 Mississippi State and then-No. 20 Michigan. They used big first-half runs in both of those wins, but didn't follow that script in falling behind 34-32 at halftime to the Commodores.

This time, Arkansas pulled away in the second half with its 3-point barrage against a Vanderbilt team that had won 11 of 12.

- Notes**
- ★ The loss to Arkansas snapped a four-game road winning streak. Vanderbilt's last loss on the road was at Louisville on December 2 (60-62, OT). The Commodores moved to 4-2 in true road contests in 2011-12.
 - ★ Vanderbilt shot 50% from the floor for the second consecutive game and dropped its first game of the season when shooting 50% or better. VU has a 7-1 record in games when it surpasses the 50% barrier from the floor.

Game 23 • Feb. 4, 2012

Vanderbilt 65
at Florida 73
Gainesville, Fla. (O'Connell Center)

Vanderbilt 65 • 16-7, 5-3 SEC												
Player	FG	3-Pt	FT	Rebounds	PF	TP	A	TO	Stk	Min	pts	reb
GOULBOURNE, Lance	3-10	1-4	1-2	4	7	11	2	8	1	4	1	32
TAYLOR, Jeffery	7-12	4-7	7-8	1	5	8	3	25	2	1	4	37
EZELI, Festus	4-9	0-0	3-5	3	0	3	11	0	2	0	28	11
TINSLEY, Brad	2-6	0-3	0-0	0	4	4	2	4	6	3	0	35
JENKINS, John	6-13	3-8	0-1	0	2	2	3	15	2	2	1	37
JOHNSON, Kadren	0-0	0-0	0-0	0	0	0	0	0	0	0	0	4
FULLER, Kyle	0-0	0-0	0-0	0	0	0	0	0	0	0	0	3
PARKER, Dan-Jon	0-2	0-2	0-0	0	1	1	0	0	0	0	0	4
TCHENGANG, Steve	0-0	0-0	0-0	0	0	0	0	0	0	0	0	12
SAKAM, James	0-0	0-0	0-0	0	0	0	0	0	0	0	0	8
ODUM, Rod	0-1	0-1	2-2	0	2	2	2	2	1	2	0	10
Team	22-53	8-25	13-18	10	24	34	17	65	12	17	3	200

Florida 73 • 19-4, 7-1 SEC												
Player	FG	3-Pt	FT	Rebounds	PF	TP	A	TO	Stk	Min	pts	reb
Murphy, Erik	3-7	2-4	0-0	1	2	3	3	8	0	1	0	26
Young, Pablo	1-3	0-0	0-0	3	1	4	4	2	0	3	1	14
Boynton, Harvey	5-14	3-7	5-5	1	1	2	18	0	2	0	1	32
Walker, Erving	3-11	1-4	4-4	2	3	5	2	11	5	2	0	32
Beal, Bradley	5-10	2-4	4-4	1	8	7	2	10	5	2	0	30
Rosario, Mike	4-6	2-4	0-0	1	1	2	10	2	1	0	1	20
Walkden, Scotter	1-2	1-1	0-0	1	1	0	3	1	0	1	11	3
Yagucki, Will	1-3	0-0	3-4	1	7	8	3	5	0	1	1	30
Prather, Casey	0-2	0-0	0-0	0	0	0	1	0	0	1	0	5
Team	23-41	11-24	10-11	14	25	30	18	73	12	14	2	200

FG % 1st Half: 41.4% 2nd Half: 41.7% Game: 41.0%
 3FG % 1st Half: 33.3% 2nd Half: 30.0% Game: 32.0%
 FT % 1st Half: 82.5% 2nd Half: 90.0% Game: 86.0%

GAINESVILLE- Florida appears to have these short turnovers figured out.

Of course, it helps when the Gators are making 3-pointers and forcing turnovers.

Kenny Boynton scored 18 points, Bradley Beal added 16 and No. 12 Florida beat No. 25 Vanderbilt 73-65 Saturday for its seventh consecutive victory.

The Gators (19-4, 7-1 Southeastern Conference) won for the second time in about 36 hours, improving to 5-0 on two-day turnarounds this season. They are 6-1 in Saturday games that follow Thursday night affairs in the three years the SEC has scheduled those. The latest one had everything to do with 3-pointers and turnovers.

Florida made 11 of 24 shots from behind the arc and forced Vanderbilt into 17 turnovers, most of them coming in the press.

Vanderbilt (16-7, 5-3) had been able to overcome turnovers issues in recent weeks, winning at Marquette, at South Carolina and at Alabama with at least 17 turnovers. No such luck in Gainesville.

The Commodores had their hands full defending Boynton and Beal, too.

The guards came up huge in the second half. Beal scored 14 points after the break. Boynton drained a 3-pointer with 1:10 remaining after the Commodores made it a four-point game and then sank two free throws with 25.9 seconds left to seal Florida's 19th consecutive victory at home.

Erving Walkden scored 11 points for Florida, and Mike Rosario had 10 off the bench.

Jeffery Taylor led the Commodores with 25 points. John Jenkins, the league's leading scorer, added 15.

- Notes**
- ★ Vanderbilt trailed at the half, 37-34, only the second time this season VU has trailed at the midway point. The game against Cleveland State was the only other time this year (24-37).
 - ★ Taylor led the Commodores with 25 points on 7-12 shooting. Taylor was also 4-7 from three on the day.
 - ★ Taylor has scored 20 or more points for the sixth time this season and 17th time in his career. The four threes made against Florida is a new season-high and ties a career-high he set last year against South Carolina (2/5).

Game 24 • Feb. 8, 2012

LSU 61
at Vanderbilt 76
Nashville, Tenn. (Memorial Gym)

LSU 61 • 13-10, 3-6 SEC												
Player	FG	3-Pt	FT	Rebounds	PF	TP	A	TO	Stk	Min	pts	reb
OBRYAN, Johnny	2-5	0-0	0-0	3	3	6	4	4	0	2	0	17
HAMILTON, Justin	4-11	0-1	2-2	5	6	11	4	10	1	1	0	29
HICKEY, Anthony	5-10	2-0	0-0	0	1	1	3	12	0	0	0	36
STRINGER, Andre	1-11	0-7	2-2	1	4	5	3	4	5	1	0	28
TURNER, Ralston	5-9	1-2	1-1	0	3	3	1	12	1	2	0	36
SASS, Chris	1-2	0-1	0-0	0	3	3	0	2	0	0	0	18
WHITE, Massimo	0-1	0-0	0-0	0	0	0	0	0	0	0	0	5
LUDWIG, Eddie	0-2	0-0	4-4	1	1	2	1	4	0	1	0	9
COURTNEY, Julian	0-1	0-1	0-0	0	0	0	0	0	0	0	0	1
WARREN, Storm	6-8	0-0	1-1	3	0	3	1	13	0	0	2	20
ISAAC, John	0-0	0-0	0-0	0	0	0	0	0	0	0	0	1
Team	24-50	3-21	10-10	15	22	37	18	61	9	6	4	200

Vanderbilt 76 • 17-7, 6-3 SEC												
Player	FG	3-Pt	FT	Rebounds	PF	TP	A	TO	Stk	Min	pts	reb
GOULBOURNE, Lance	1-5	0-3	1-2	0	5	2	2	0	0	0	0	19
TAYLOR, Jeffery	8-13	3-5	0-0	3	3	6	1	19	2	1	0	34
EZELI, Festus	6-10	0-0	5-10	1	1	2	3	21	0	0	2	27
TINSLEY, Brad	3-5	0-1	3-4	0	3	3	0	9	5	4	1	26
JENKINS, John	5-9	4-7	0-0	0	2	2	0	20	1	0	0	33
JOHNSON, Kadren	0-1	0-1	0-0	0	2	0	0	1	0	0	0	14
FULLER, Kyle	0-0	0-0	0-0	0	0	0	0	0	0	0	0	1
PARKER, Dan-Jon	0-3	0-2	0-0	0	0	0	0	0	0	0	0	11
TCHENGANG, Steve	1-3	0-0	0-0	3	1	4	1	2	1	1	0	13
MCCOY, Shelby	0-0	0-0	0-0	0	0	0	0	0	0	0	0	1
SAKAM, James	0-1	0-0	0-0	1	5	6	1	0	0	0	0	1
ODUM, Rod	0-3	0-1	0-0	1	5	6	1	0	0	0	0	20
Team	27-54	7-20	15-23	11	26	37	10	76	14	7	3	200

FG % 1st Half: 38.7% 2nd Half: 45.2% Game: 39.0%
 3FG % 1st Half: 23.8% 2nd Half: 44.4% Game: 32.0%
 FT % 1st Half: 50.0% 2nd Half: 50.0% Game: 50.0%

NASHVILLE- Festus Ezeli scored 21 points in helping Vanderbilt beat LSU 76-61 and snap a two-game skid.

Vanderbilt (17-7, 6-3 Southeastern Conference) had lost at Arkansas and then-No. 12 Florida, which knocked it back out of the Top 25. The Commodores bounced back at home, even though they came out flat and a bit sloppy with a visit Saturday night from No. 1 Kentucky looming.

John Jenkins added 20 points for Vanderbilt, and Jeffery Taylor added 19.

The Commodores led by 11 three times but couldn't put LSU away. Andre Stringer hit two free throws to pull the Tigers within 63-59. Ezeli had a one-handed dunk, then Taylor stole the ball leading to a 3-pointer by Jenkins with 4:07 left.

LSU (13-10, 3-6) lost for the fourth time in five games. Reserve Storm Warren had a team-high 13, Anthony Hickey and Ralston Turner had 12 and Justin Hamilton 10.

The Tigers had something to do with Vanderbilt's sluggish play. They have held 12 opponents under 60 points this season and looked to be on track for a 13th when the teams were tied at 27 at halftime.

LSU did hold the SEC's best 3-point shooting team to 35 percent (7 of 20), well below Vanderbilt's 42.9 percent average beyond the arc.

But with Ezeli playing much better after his left knee had been hurting the past few days, the Commodores had a 38-22 scoring edge in the paint and they tied LSU at 37-all on the boards where the Tigers had been the SEC leader in offensive boards. Ezeli seemed to score at will at times with a handful of dunks.

- Notes**
- ★ The Commodores had 14 assists to only seven turnovers - the seven turnovers was the team's second-lowest of the season (5, Bucknell).
 - ★ Both teams tallied 37 rebounds - the first time this season Vanderbilt and its opponent have had the same number of rebounds.
 - ★ The Commodores shot 50% from the floor for the game for the ninth time this season (8-1 record).
 - ★ Jeffery Taylor moved past Phil Cox (1982-85) on Vanderbilt's all-time scoring list. Taylor is now third on the list with 1,742 career points.



2011-12 RECAPS

Game 28 • Feb. 22, 2012

South Carolina 48
at Vanderbilt 59
Nashville, Tenn. (Memorial Gym)

South Carolina 48 • 16-17, 2-11 SEC														
Player	Total			3PT			Rebounds			PF	TP	A TO	Stk	Min
	FG	FGA	FT	FGA	FT	FTA	Off	Def	Total					
COOKE, Mark	1	3-10	2-6	0-0	0	3	2	0	1	1	0	0	32	
SLAWSON, RJ	1	0-0	0-0	0	2	2	4	0	1	3	0	0	14	
GEATHERS, Carlton	1	1-2	0-0	0-0	2	2	2	2	0	1	0	0	6	
ELLINGTON, Bruce	g	5-13	3-4	2-2	1	3	4	2	15	4	2	0	35	
LEONARD, Damien	g	4-15	2-10	0-0	1	0	3	10	0	1	0	1	34	
WILLIAMS, Brenton	g	2-7	1-2	0-0	1	1	2	1	5	0	0	0	13	
SMITH, Eric	g	0-1	0-0	0-0	0	1	1	0	0	0	0	0	1	
GILL, Anthony	g	1-3	0-1	0-0	1	1	2	4	2	1	2	0	1	
HARRIS, Damontre	g	2-3	0-0	2-2	4	2	6	2	6	1	4	1	32	
JACKSON, Lakem	g	0-1	0-0	0-0	0	2	2	0	0	1	0	0	6	
Team					1	1	2							
Totals		18-55	8-23	4-4	11	16	27	20	48	9	11	4	207	
FG % 1st half	9-22	40.9%	3rd half	9-20	45.0%	Game	18-55	32.7%						
3FG % 1st half	4-10	40.0%	3rd half	4-13	30.8%	Game	8-23	34.8%						
FT % 1st half	0-0	0.0%	3rd half	4-4	100.0%	Game	4-4	100.0%						

Vanderbilt 59 • 20-4, 3-4 SEC														
Player	Total			3PT			Rebounds			PF	TP	A TO	Stk	Min
	FG	FGA	FT	FGA	FT	FTA	Off	Def	Total					
GOULBOURNE, Lance	1	2-6	1-2	2-4	2	0	4	12	2	3	0	2	31	
TAYLOR, Jeffery	1	1-8	0-5	2-4	2	3	5	0	4	1	2	3	30	
EZELI, Festus	c	3-4	0-0	0-0	1	3	4	3	14	0	5	5	18	
TINSLEY, Brad	g	2-6	0-2	2-2	0	2	2	0	6	5	0	0	31	
JENKINS, John	g	6-10	3-6	0-0	0	3	3	1	21	1	2	0	36	
JOHNSON, Kadren	g	1-3	0-0	0-0	1	1	2	0	2	0	0	0	15	
PARKER, Dai-Jon	g	0-0	0-0	0-0	0	1	1	0	0	0	0	0	0	
SMART, Jordan	g	0-0	0-0	0-0	0	0	0	0	0	0	0	0	0	
MILL, Aaron	g	0-0	0-0	0-0	0	0	0	0	0	0	0	0	0	
PARKER, Dai-Jon	g	0-0	0-0	0-0	0	1	1	2	1	0	0	0	13	
TCHENGANG, Steve	g	1-3	0-0	0-0	2	3	5	0	0	1	1	0	19	
MOATS, Shelby	g	0-0	0-0	0-0	0	0	0	0	0	0	0	0	0	
ODUM, Rod	g	0-1	0-1	0-0	0	0	0	1	0	2	0	0	12	
Team					0	6	4							
Totals		15-59	4-18	12-28	8	28	34	9	50	12	12	9	4	
FG % 1st half	9-28	32.1%	3rd half	6-13	46.2%	Game	15-59	25.4%						
3FG % 1st half	2-11	18.2%	3rd half	2-11	18.2%	Game	4-22	18.2%						
FT % 1st half	2-2	100.0%	3rd half	20-20	100.0%	Game	22-22	100.0%						

Officials: Tom Vandevoort, Karl Hess, Sarge Ayers
Technical fouls: South Carolina: None; Vanderbilt: None
Attendance: 12755

Score by periods	1st	2nd	3rd	4th	Total
South Carolina	22	26	0	0	48
Vanderbilt	22	37	0	0	59

LASTFG - SC 2:40:01; VANDY 2:40:37
Largest lead - SC by 7 points; VANDY by 12 pts (2:40:37)

NASHVILLE - The Vanderbilt Commodores have the Southeastern Conference's top two scorers in John Jenkins and Jeffery Taylor. They also can play some stingy defense, which helps on a night when either struggles to find the basket.

Jenkins scored 21 points, but Taylor was held to a season-low four as Vanderbilt beat South Carolina 59-48 for its third straight victory.

The Commodores held South Carolina to a season-low in points and made the Gamecocks the third Southeastern Conference opponent they've held below 50 points this season.

The Commodores (20-8, 9-4) also won their 20th game, giving them seven such seasons in the past nine, all under Stallings who passed Roy Skinner (six) for most 20-win seasons. Vanderbilt stayed in sole possession of third in the SEC, a game behind No. 12 Florida before Saturday's trip to top-ranked Kentucky.

The Commodores won despite a sloppy performance saved mostly by going 23 of 26 at the free-throw line in the second half. South Carolina (10-17, 2-11) hit all its free throws but took only four the whole night to lose for the seventh time in eight games.

Festus Ezeli added 14 points and had five of Vanderbilt's nine blocks, and Lance Goulbourne added 12 points. Taylor, who came in as the SEC's second-leading scorer averaging 17.8 points per game, was 1 of 8 from the floor and missed all five 3-point attempts.

Ellington led the Gamecocks with 15 points and Damontre Harris had 10.

Notes

- ★ Head coach Kevin Stallings now has 24 20-win campaigns.
- ★ Vanderbilt swept the season series from South Carolina for the first time since the 2007-08 campaign.
- ★ Vanderbilt and South Carolina were tied at the half at 22. Commodores move to 3-1 when tied at the half.
- ★ Vanderbilt's point total of 59 points was a season low for SEC play.
- ★ The Commodores shot 38.5% from the floor, and held South Carolina to 32.7% from the floor. Vanderbilt moves to 16-4 on the season when outshooting its opponent.
- ★ John Jenkins scored a team-high 21 points, and was 3-6 from three. Jenkins has made a three in 48 consecutive games.

Game 29 • Feb. 25, 2012

Vanderbilt 74
at Kentucky 83
Lexington, Ky. (Rupp Arena)

Vanderbilt 74 • 20-5, 4-5														
Player	Total			3PT			Rebounds			PF	TP	A TO	Stk	Min
	FG	FGA	FT	FGA	FT	FTA	Off	Def	Total					
EZELI, Festus	c	5-10	0-0	0-0	5	0	5	0	2	15	1	3	0	31
TINSLEY, Brad	g	1-5	1-3	4-5	0	0	0	0	0	7	1	1	0	28
GOULBOURNE, Lance	g	4-10	0-0	3-4	3	3	6	4	11	1	1	0	4	35
JENKINS, John	g	8-18	4-9	2-3	0	2	2	1	18	1	1	0	34	
TAYLOR, Jeffery	g	0-8	2-5	1-0	5	4	9	2	19	0	1	1	38	
JOHNSON, Kadren	g	0-0	0-0	0-0	0	0	0	2	0	2	0	0	11	
FULLER, Kyle	g	0-0	0-0	0-0	0	0	0	0	0	0	0	0	0	
PARKER, Dai-Jon	g	2-3	0-1	0-0	0	0	0	3	4	1	0	0	10	
TCHENGANG, Steve	g	0-1	0-0	0-0	0	0	0	4	0	0	0	0	8	
ODUM, Rod	g	0-0	0-0	0-0	0	0	0	0	0	0	0	0	5	
Team					2	4	6							
Totals		20-63	7-18	15-23	18	13	29	18	74	7	7	4	207	
FG % 1st half	12-29	41.4%	3rd half	14-34	41.2%	Game	26-63	41.3%						
3FG % 1st half	3-8	37.5%	3rd half	4-10	40.0%	Game	7-18	38.9%						
FT % 1st half	10-12	83.3%	3rd half	5-11	45.5%	Game	15-23	65.2%						

Kentucky 83 • 25-1, 14-0														
Player	Total			3PT			Rebounds			PF	TP	A TO	Stk	Min
	FG	FGA	FT	FGA	FT	FTA	Off	Def	Total					
Jones, Terrence	1	5-7	0-0	2-2	1	0	5	12	0	1	1	1	23	
Kidd-Gibson, M.	1	4-10	0-1	0-0	3	5	8	5	3	1	1	1	29	
Davis, Anthony	1	10-11	0-0	0-0	4	7	11	2	28	0	1	6	27	
Lamb, Doran	g	4-7	1-3	0-0	0	1	1	1	9	0	1	0	37	
Tangue, Marquis	g	9-12	0-2	0-0	0	4	4	1	16	0	4	0	38	
Miller, Darlous	g	4-9	1-4	0-0	0	3	3	0	2	1	0	0	33	
Varga, Eloy	g	0-0	0-0	1-2	0	0	0	1	0	0	0	0	2	
Wilger, Kyle	g	0-0	0-0	0-0	0	0	0	1	0	0	0	0	1	
Team					2	2	4							
Totals		52-83	2-10	17-20	17	27	41	18	81	11	9	8	207	
FG % 1st half	15-31	48.4%	3rd half	17-25	68.0%	Game	32-56	57.1%						
3FG % 1st half	0-0	0.0%	3rd half	2-2	100.0%	Game	2-2	100.0%						
FT % 1st half	6-6	100.0%	3rd half	11-14	78.6%	Game	17-20	85.0%						

Officials: Anthony Jordan, James Lusk, Lee Carroll
Technical fouls: Vanderbilt: None; Kentucky: None
Attendance: 20388

Score by periods	1st	2nd	3rd	4th	Total
Vanderbilt	27	27	20	0	74
Kentucky	25	47	11	0	83

LASTFG - VANDY 2:40:21; UK 2:40:51
Largest lead - VANDY by 6 pts (2:40:21); UK by 10 pts (2:40:51)

LEXINGTON - Freshman Anthony Davis again found himself with the ball and only a few seconds left to react. The 6-foot-10 forward squared up, burying a long jumper that buoyed his national player of the year push in one superb sequence.

Davis scored a career-high 28 points on 10-of-11 shooting, and No. 1 Kentucky beat Vanderbilt 83-74.

The Wildcats (28-1, 14-0) have won 51 straight at home and are on a 20-game winning streak overall. Kentucky trailed at halftime, however, and needed a late surge to put away the scrappy Commodores.

Davis, who had 11 rebounds and five blocks, hit an 18-foot jumper as the shot clock expired with 1:06 left. Terrence Jones added a dunk, and Davis blocked Lance Goulbourne's shot with 31 seconds to go to put the game away and maybe the question of who is the nation's best player.

Jeffery Taylor scored 19 points for Vanderbilt (20-9, 5-5), and John Jenkins added 15 of his 18 points in the second half as Vanderbilt proved to be a big test, taking a 37-36 halftime lead.

Jenkins, the reigning SEC player of the week, hit a 3 that tied it at 45, but Kentucky took a 66-56 lead with 7:47 left sparked by Wildcats senior Darius Miller, who hit a 3 and added a jumper that gave the Wildcats their first double-digit lead.

Vanderbilt, which starts four seniors who had won at every venue in the SEC over their four years except Rupp Arena, had one more run.

Taylor scored on a drive, and Jenkins, a junior, hit consecutive 3-pointers and one of two free throws that cut it to 66-65 with 4:22 left. Davis answered with a turnaround jumper as the shot clock expired.

Kentucky led by as many as eight in the first half, but the Commodores used a 9-0 run capped by three free throws by Brad Tinsley to take a 36-34 lead early in the first half. Davis hit two free throws, but Tinsley answered with one more with 3.2 seconds left that let the Commodores join North Carolina as the only teams to have a halftime lead at Rupp Arena this season.

Notes

- ★ VU committed only seven turnovers on the day, which tied a season-low in SEC play (also had seven vs. LSU).

Game 30 • Feb. 28, 2012

Florida 67
at Vanderbilt 77
Nashville, Tenn. (Memorial Gym)

Florida 67 • 22-8, 10-5														
Player	Total			3PT			Rebounds			PF	TP	A TO	Stk	Min
	FG	FGA	FT	FGA	FT	FTA	Off	Def	Total					
Young, Patric	1	2-3	0-0	0-1	5	3	3	4	0	2	0	0	25	
Murphy, Erik	g	4-8	1-1	0-0	4	1	5	3	9	1	2	0	28	
Boynton, Kenny	g	4-11	3-8	0-0	2	1	3	2	11	0	2	0	29	
Walker, Erving	g	8-14	1-0	2-2	0	5	3	15	3	2	0	2	34	
Beal, Bradley	g	8-13	1-4	3-6	1	4	5	3	18	0	1	2	36	
Rosario, Mike	g	1-6	1-5	2-2	0	0	0	3	5	2	0	0	25	
Wilkins, Scottie	g	2-2	1-1	0-0	0	0	2	5	1	0	0	0	17	
Phibbs, Casey	g	1-3	0-0	0-0	0	0	2	2	0	0	0	0	8	
Larson, Cody	g	0-0	0-0	0-0	0	0	0	0	0	0	0	0	0	
Team														



2011-12 RECAPS

Game 34 • Mar. 11, 2012

Vanderbilt 71
vs. Kentucky 64
New Orleans, La. (N.O. Arena)

Vanderbilt 71 • 24-10 (10-4)

Player	Total			3PV			Rebounds			PF	TP	A	T.O.	Bk	Stl	Min
	FG	FGA	FT	FTA	CP	Def	Off	Def	Off							
GOULBOURNE, Lance	1	3-5	0-0	0-2	2	3	5	3	6	0	0	0	0	1	21	
TAYLOR, Jeffery	1	6-13	2-4	4-8	1	10	11	3	16	0	1	0	2	34		
EZELI, Festus	1	5-9	0-0	7-10	4	2	6	5	17	0	2	1	0	32		
TINSLEY, Brad	0	2-6	1-3	0-0	0	1	1	2	5	4	3	0	0	20		
JENKINS, John	0	3-12	3-10	8-9	0	7	7	0	17	2	3	1	0	36		
JOHNSON, Kadren	0	2-4	0-1	2-3	0	1	1	1	6	2	1	0	0	23		
PARKER, Dai-Jon	0	0-1	0-0	0-0	0	0	0	0	0	0	0	0	1	7		
TCHENGANG, Steve	0	1-1	0-0	0-0	2	3	5	1	2	0	1	0	1	10		
ODOM, Rod	0	0-0	0-0	0-0	0	0	0	2	0	0	0	0	0	7		
Team					5	1	4	1								
Totals		22-51	6-18	21-32	12	28	40	17	71	8	11	2	5	200		

FG % 1st half 13-27 48.1% 2nd half 9-24 37.5% Games 20-31 63.5%
3FG % 1st half 2-9 22.2% 2nd half 1-11 9.1% Games 9-18 50.0%
FT % 1st half 4-9 44.4% 2nd half 15-23 65.2% Games 21-32 65.6%

Kentucky 64 • 31-2 (16-4)

Player	Total			3PV			Rebounds			PF	TP	A	T.O.	Bk	Stl	Min
	FG	FGA	FT	FTA	CP	Def	Off	Def	Off							
Jones, Terrence	1	5-11	1-3	1-3	4	7	11	3	12	0	2	1	2	33		
Davis, Anthony	1	6-9	0-3	4-8	4	6	10	3	12	2	0	3	1	34		
Miller, Derius	0	7-17	2-8	0-0	1	2	3	1	16	4	1	1	2	35		
Lewis, Dionne	0	2-11	1-7	0-0	1	0	1	4	11	0	2	0	0	32		
Tappin, Marquis	0	0-7	0-2	0-0	1	2	3	0	6	0	0	0	1	37		
Beckham, Tawny	0	0-0	0-0	0-0	0	0	0	0	0	0	0	0	0	0		
Kidd-Gibbs, M.	0	2-4	0-1	1-2	0	0	0	5	5	0	2	0	0	16		
Vaughn, Dion	0	0-1	0-0	0-0	1	0	1	1	0	0	0	0	0	2		
Wilbur, Kyle	0	3-4	2-3	0-0	0	1	2	8	0	1	3	0	1	11		
Team					5	4	7									
Totals		23-44	9-28	12-19	15	22	31	22	64	12	8	8	6	200		

FG % 1st half 14-30 46.7% 2nd half 9-29 31.0% Games 23-44 52.3%
3FG % 1st half 4-16 25.0% 2nd half 3-13 23.1% Games 12-19 63.2%
FT % 1st half 5-7 71.4% 2nd half 7-12 58.3% Games 12-19 63.2%

Officials: Tony Davis, Andre Perry, Mike Hinton

Technical fouls: Vanderbilt TEAM Kentucky None

Absence: 10116

Season's Attendance: 10,114

Score by periods	1st	2nd	Total
Vanderbilt	27	27	54
Kentucky	27	27	54

Last 10: VANDY 20-12, 66.7% 2nd half 10-20, 50.0%

Largest lead: VANDY by 6 (10:00 to 10:17, 2nd half)

Score tied: 11 times

Lead changed: 11 times

Game 35 • Mar. 15, 2012

Harvard 70
vs. Vanderbilt 79
Albuquerque, N.M. (The Pit)

Harvard 70 • 26-6

Player	Total			3PV			Rebounds			PF	TP	A	T.O.	Bk	Stl	Min
	FG	FGA	FT	FTA	CP	Def	Off	Def	Off							
Caskey, Kyle	1	3-8	1-3	0-0	0	5	5	13	1	0	0	1	28			
Wright, Keith	1	3-8	0-0	2-2	4	5	9	4	8	2	1	0	33			
Rivard, Laurent	0	6-7	6-7	2-4	1	0	1	2	20	0	1	0	25			
Curry, Brandon	0	5-13	1-5	1-2	0	1	1	4	12	3	4	0	36			
McNally, Oliver	0	2-5	0-3	0-0	0	1	1	3	4	7	2	0	34			
Brown, Matt	0	0-1	0-0	0-0	0	0	0	0	0	0	0	0	0			
Munshou-Missi, Steve	0	2-2	0-0	0-0	0	0	0	2	4	0	0	0	6			
Webster, Christian	0	2-7	1-6	0-0	1	1	2	1	5	1	0	0	20			
Miller, Corban	0	0-0	0-0	0-0	0	1	1	0	1	0	0	0	6			
Saunders, Wesley	0	1-4	0-0	0-0	1	0	1	0	2	0	1	0	11			
Travis, Jonah	0	1-1	0-0	0-0	1	0	1	0	2	0	0	0	1			
Team					0	3	3									
Totals		25-58	8-24	11-14	8	17	25	21	10	14	10	0	4	200		

FG % 1st half 10-27 37.0% 2nd half 15-30 50.0% Games 25-58 43.1%
3FG % 1st half 3-10 30.0% 2nd half 5-14 35.7% Games 8-24 33.3%
FT % 1st half 0-1 0.0% 2nd half 11-12 91.7% Games 11-16 68.8%

Vanderbilt 79 • 25-10

Player	Total			3PV			Rebounds			PF	TP	A	T.O.	Bk	Stl	Min
	FG	FGA	FT	FTA	CP	Def	Off	Def	Off							
GOULBOURNE, Lance	1	1-2	0-0	2-2	1	4	5	4	0	3	0	0	12			
TAYLOR, Jeffery	1	8-13	2-4	1-1	0	11	12	2	15	2	0	0	32			
EZELI, Festus	0	2-3	0-0	4-8	6	5	11	3	8	1	3	4	26			
TINSLEY, Brad	0	5-8	2-2	4-4	0	1	1	2	16	4	4	0	23			
JENKINS, John	0	7-12	3-8	10-13	0	6	6	2	27	3	1	0	32			
JOHNSON, Kadren	0	2-5	0-1	0-1	0	0	0	4	1	2	0	1	22			
PARKER, Dai-Jon	0	0-0	0-0	0-0	0	0	0	0	0	0	0	0	12			
TCHENGANG, Steve	0	0-1	0-0	0-0	1	4	5	2	0	0	0	1	14			
ODOM, Rod	0	2-4	1-2	0-0	1	5	6	2	5	1	1	0	27			
Team					0	0	0									
Totals		25-48	8-20	21-30	10	25	35	18	73	13	10	5	8	200		

FG % 1st half 11-21 52.4% 2nd half 14-27 51.9% Games 25-48 52.3%
3FG % 1st half 3-9 33.3% 2nd half 3-9 33.3% Games 6-18 33.3%
FT % 1st half 0-0 0.0% 2nd half 15-21 71.4% Games 15-21 71.4%

Officials: Dan Daly, Michael Eggers, Kip Keizer

Technical fouls: Vanderbilt None, Vanderbilt None

Absence: 10774

Score by periods	1st	2nd	Total
Harvard	23	47	70
Vanderbilt	23	56	79

Last 10: VANDY 20-12, 66.7% 2nd half 10-20, 50.0%

Largest lead: VANDY by 6 (10:00 to 10:17, 2nd half)

Score tied: 2 times

Lead changed: 2 times

Game 36 • Mar. 17, 2012

Vanderbilt 57
vs. Wisconsin 60
Albuquerque, N.M. (The Pit)

Vanderbilt 57 • 25-11

Player	Total			3PV			Rebounds			PF	TP	A	T.O.	Bk	Stl	Min
	FG	FGA	FT	FTA	CP	Def	Off	Def	Off							
GOULBOURNE, Lance	1	2-3	0-0	3-4	3	6	11	2	7	2	1	0	1	28		
TCHENGANG, Steve	1	1-1	0-0	1-1	2	2	4	1	1	1	1	1	0	15		
TAYLOR, Jeffery	1	4-12	1-0	0-0	0	1	1	3	0	3	1	0	30			
TINSLEY, Brad	0	4-6	2-4	0-0	0	2	2	4	10	1	3	0	23			
JENKINS, John	0	3-13	2-9	5-6	0	2	2	2	13	2	1	0	33			
JOHNSON, Kadren	0	0-2	0-0	0-0	0	1	1	0	0	1	0	1	1			
EZELI, Festus	0	5-7	0-0	4-6	3	8	11	1	14	0	2	1	27			
PARKER, Dai-Jon	0	1-2	0-1	0-0	0	1	1	0	2	1	0	0	15			
ODOM, Rod	0	0-0	0-0	0-0	0	1	1	3	0	0	0	0	13			
Team					2	1	2									
Totals		20-46	5-19	12-16	9	26	35	17	51	8	12	3	4	200		

FG % 1st half 9-23 39.1% 2nd half 11-23 47.8% Games 20-46 43.5%
3FG % 1st half 3-11 27.3% 2nd half 3-8 37.5% Games 6-19 31.6%
FT % 1st half 10-13 76.9% 2nd half 2-4 50.0% Games 12-16 75.0%

Wisconsin 60 • 26-9

Player	Total			3PV			Rebounds			PF	TP	A	T.O.	Bk	Stl	Min
	FG	FGA	FT	FTA	CP	Def	Off	Def	Off							
Evans, Ryan	1	4-7	1-3	2-0	1	4	5	3	11	4	3	1	31			
Bruesewitz, Mike	1	4-8	2-3	0-0	1	2	3	10	2	1	0	0	32			
Berggren, Jared	0	5-12	1-4	1-1	3	5	8	2	12	2	2	0	32			
Taylor, Jordan	0	5-10	3-10	1-1	0	2	2	1	14	3	2	0	39			
Gasser, Josh	0	1-2	0-1	0-1	2	1	3	2	0	0	0	0	24			
Brust, Ben	0	4-8	3-6	0-0	1	3	4	0	11	0	0	0	19			
Wilson, Rob	0	0-3	0-3	0-0	0	2	2	2	2	0	0	0	23			
Karzensky, Frank	0	0-2	0-2	0-0	0	2	2	0	0	0	0	0	6			
Team					2	1	2									
Totals		23-55	10-33	4-8	10	20	30	16	60	13	8	1	4	200		

FG % 1st half 13-27 48.1% 2nd half 10-28 35.7% Games 23-55 41.6%
3FG % 1st half 4-14 28.6% 2nd half 6-19 31.6% Games 10-33 30.3%
FT % 1st half 2-4 50.0% 2nd half 2-4 50.0% Games 4-8 50.0%

Officials: Leslie Jones, Don Daly, Anthony Jordan

Technical fouls: Vanderbilt None, Wisconsin None

Absence: 12138

Score by periods	1st	2nd	Total



2011-12 SEC STANDINGS

	SEC	Pct.	Home	Away	ALL	Pct.	Home	Away	Neutral	Streak	Postseason
Kentucky&%	16-0	1.000	8-0	8-0	38-2	.950	18-0	8-1	12-1	W6	NCAA Champion
Tennessee	10-6	.625	7-1	3-5	19-15	.559	15-4	3-8	1-3	L1	NIT 2nd Rd
Vanderbilt^	10-6	.625	6-2	4-4	25-11	.694	13-5	6-5	6-1	L1	NCAA 3rd Rd
Florida	10-6	.625	6-2	4-4	26-11	.703	14-2	4-7	8-2	L1	NCAA Reg Finals
Alabama	9-7	.563	6-2	3-5	21-12	.636	13-3	4-7	4-2	L2	NCAA 2nd Rd
Miss. State	8-8	.500	6-2	3-5	21-12	.636	15-4	3-6	3-2	L2	NIT 1st Rd
Ole Miss	8-8	.500	6-2	2-6	20-14	.588	12-3	4-8	4-3	L2	NIT 1st Rd
LSU	7-9	.438	6-2	1-7	18-15	.545	11-4	4-9	3-2	L2	NIT 1st Rd
Arkansas	6-10	.375	5-3	1-7	18-14	.563	17-4	1-9	0-1	L3	-
Auburn	5-11	.313	5-3	0-8	15-16	.484	14-3	1-10	0-3	L1	-
Georgia	5-11	.313	4-4	1-7	15-17	.469	11-6	2-9	2-2	L1	-
South Carolina	2-14	.125	2-6	0-8	10-21	.323	9-9	1-9	0-3	L6	-

& - SEC Champion; ^ - SEC Tournament Champion; % - NCAA Champion

NCAA Tournament Results

Second Round

South Regional • Louisville, Ky.

M15 (1) Kentucky 81, (16) Western Kentucky 66 [TBS]

East Regional • Albuquerque, N.M.

M15 (5) Vanderbilt 70, (12) Harvard 70 [TNT]

West Regional • Omaha, Neb.

M16 (7) Florida 71, (10) Virginia 45 [TNT]

Midwest Regional • Greensboro, N.C.

M16 (8) Creighton 58, (9) Alabama 57 [TBS]

Third Round

South Regional • Louisville, Ky.

M17 (1) Kentucky 87, (8) Iowa State 71 [CBS]

East Regional • Albuquerque, N.M.

M17 (4) Wisconsin 60, (5) Vanderbilt 57 [TNT]

West Regional • Omaha, Neb.

M18 (7) Florida 84, (15) Norfolk State 50 [TNT]

Regional Semifinals

West Region • Phoenix, Ariz.

M22 (7) Florida 68, (3) Marquette 58 [TBS]

South Region • Atlanta, Ga.

M23 (1) Kentucky 102, (4) Indiana 90 [CBS]

Regional Finals

West Region • Phoenix, Ariz.

M24 (4) Louisville 72, (7) Florida 68 [CBS]

South Region • Atlanta, Ga.

M25 (1) Kentucky 82, (3) Baylor 70 [CBS]

National Semifinals

Mercedes-Benz Superdome • New Orleans, La.

M31 (1) Kentucky 69, (4) Louisville 61 [CBS]

National Finals

Mercedes-Benz Superdome • New Orleans, La.

A2 (1) Kentucky 67, (2) Kansas 59 [CBS]

NIT Results

First Round

M13 at (1) Tennessee 65, (8) Savannah State 51 [ESPNU]

M13 (5) UMass 101, at (4) Miss. State 96 2ot [ESPN2]

M13 at (3) Oregon 96, (6) LSU 76 [ESPN]

M14 (7) Illinois State 96, at (2) Ole Miss 93 ot [ESPNU]

Second Round

M19 (4) MTSU 71, at (1) Tennessee 64 [ESPN]

SEC Tournament Results

New Orleans Arena, New Orleans, La.

First Round

M8 (8) LSU 70, (9) Arkansas 54 [SEC Network]

M8 (5) Alabama 63, (12) South Carolina 57 [SEC Network]

M8 (7) Ole Miss 68, (10) Auburn 54 [SEC Network]

M8 (11) Georgia 71, (6) Mississippi State 61 [SEC Network]

Second Round

M9 (1) Kentucky 60, (8) LSU 51 [SEC Network]

M9 (4) Florida 66, (5) Alabama 63 [SEC Network]

M9 (7) Ole Miss 77, (2) Tennessee 72 ot [SEC Network]

M9 (3) Vanderbilt 63, (11) Georgia 41 [SEC Network]

Semifinals

M10 (1) Kentucky 74, (4) Florida 71 [ABC]

M10 (3) Vanderbilt 65, (7) Ole Miss 53 [ABC]

Championship

M11 (3) Vanderbilt 71, (1) Kentucky 64 [ABC]

SEC POSTSEASON HONORS

First Team All-SEC

Bradley Beal, Florida (C)

Kenny Boynton, Florida (C)

Anthony Davis, Kentucky (C)

Michael Kidd-Gilchrist, Kentucky (C, AP)

Dee Bost, Mississippi State (C, AP)

Arnett Moultrie, Mississippi State (C, AP)

John Jenkins, Vanderbilt (C, AP)

Jeffery Taylor, Vanderbilt (C)

Second-Team All-SEC

Kenny Boynton, Florida (AP)

Jeffery Taylor, Vanderbilt (AP)

Bradley Beal, Florida (AP)

JaMychal Green, Alabama (C, AP)

^Trevor Releford, Alabama (C)

BJ Young, Arkansas (C)

Erving Walker, Florida (C)

Terrence Jones, Kentucky (C, AP)

Doron Lamb, Kentucky (C)

Justin Hamilton, LSU (C)

^Terrance Henry, Ole Miss (C)

Jeronne Maymon, Tennessee (C, AP)

SEC Honorable Mention (AP Poll Only)

Kentavious Caldwell-Pope, Georgia

Murphy Holloway, Mississippi

Doron Lamb, Kentucky

Trevor Releford, Alabama

Erving Walker, Florida

B.J. Young, Arkansas

SEC All-Freshman Team (Coaches Poll Only)

BJ Young, Arkansas

Bradley Beal, Florida

Kentavious Caldwell-Pope, Georgia

Anthony Davis, Kentucky

Michael Kidd-Gilchrist, Kentucky

Anthony Hickey, LSU

Rodney Hood, Mississippi State

Jarnell Stokes, Tennessee

SEC All-Defensive Team (Coaches Poll Only)

Anthony Davis, Kentucky

Michael Kidd-Gilchrist, Kentucky

Reginald Buckner, Ole Miss

Damontre Harris, South Carolina

Jeffery Taylor, Vanderbilt

SEC Coach of the Year

John Calipari, Kentucky (C, AP)

SEC Player of the Year

Anthony Davis, Kentucky (C, AP)

SEC Scholar-Athlete of the Year (Coaches Poll Only)

Patric Young, Florida

SEC Freshman of the Year (Coaches Poll Only)

Anthony Davis, Kentucky

SEC Newcomer of the Year (AP Poll Only)

Anthony Davis, Kentucky

SEC Sixth Man of the Year (Coaches Poll Only)

Darius Miller, Kentucky

SEC Defensive Player of the Year (Coaches Poll Only)

Anthony Davis, Kentucky

(C) - SEC Coaches Poll; (AP) - Associated Press Poll;

* - Denotes unanimous vote; All ties when voting are not broken.



COMMODORE TIMELINE

VANDERBILT HISTORY AT A GLANCE

All-Time Record	1500-1037 (.589)
First Game	1900, L 22-19 to Nashville YMCA
NCAA Appearances	13 (1965, 1974, 1988, 1989, 1991, 1993, 1997, 2004, 2007, 2008, 2010, 2011, 2012)
NCAA Tournament Record	10-14 (.417)
Best NCAA Tournament Finish	Elite 8 in 1965 (Field of 23); Sweet 16 in 1988, 1993, 2004, 2007 (Field of 64 or 65)
NIT Appearances	11 (1983, 1987, 1990, 1992, 1994, 1996, 1998, 2000, 2002, 2005, 2006)
NIT Record	18-10 (.643)
SEC Titles	5, (1951, 1965, 1974, 1993, 2012)
SEC Players of the Year (AP)	6
Players Named SEC First Team (AP)	23
Winningest Head Coach	Roy Skinner (1959, 1962-1976) 278-135 (.673)
All-Time Lettermen	566
First Team All-Americans	6

Total Weeks Ranked in AP Poll	191
Consecutive Weeks Ranked in AP Poll	18 (1966, 1967)
Highest Ranking in AP Poll	No. 2 (12/28/65)
Overall Record at Memorial Gym	709-195 (.784)
Undefeated Seasons at Memorial Gym	6
Most Home Wins in a Season	19 in 2008
All-Time Leading Scorer .	Shan Foster (2005-08); 2,011 points
1,000-point scorers	43
Most Career Rebounds	Clyde Lee (1964-66); 1,223
Most Career 3-Pointers	Shan Foster (2005-08); 367
Most Career Free Throws	Bobby Thym (1954-57); 453
Most Career Assists	Atiba Prater (1996-2000); 517
Most Career Steals	Drew Maddux (1994-98) and Frank Seckar (1993-1996); 214
Most Career Blocks	Festus Ezeli (2008-12); 204

1900 (Dec. 15) — Vanderbilt plays its first varsity basketball game, losing 22-19 to the YMCA Ramblers. Vanderbilt would even its all-time mark at 1-1 in its next game, beating the same Rambler squad 24-9.

1902 — Vanderbilt hits the road for the first time, heading to Birmingham to take on Howard College. The Commodores learn for the first time that it's harder to win on the road and fall to Howard, 33-23.

1903 — Perfection! The Commodores record the first, and only, undefeated season in school history, going 6-0. A 24-21 win over Cumberland in the season finale is the closest game of the year.

1909 — The Commodores tickle the twines like never before, breaking the 50-point barrier for the first time in a 52-23 win over the Chattanooga Ramblers. It would be another 45 years before Vanderbilt would break the next major scoring milestone, hitting triple digits for the first time in a 104-88 win over Washington & Lee in the second game of the 1954-55 season.

1913 — G.T. Denton, an assistant football coach, becomes Vanderbilt's full-time basketball coach.

1920 — The Commodores begin the Roaring Twenties on the right foot by winning the school's first league championship. Vanderbilt wins the Southern Intercollegiate Athletic Association championship with a 14-4 record.

1927 — Vanderbilt records the first of the school's 14 20-win seasons by compiling a 20-4 record under coach Josh Cody. The Commodores also win their second championship, this time, taking the Southern Conference crown.

1938 — Brant "Pinky" Lipscomb makes his debut in a Commodore uniform. With his unique left-handed running hook, Lipscomb twice is named to the SEC All-Tournament team and sets several tournament and school scoring records. Adolph Rupp later calls Lipscomb one of the best players ever to face his Kentucky squads.

1944, 1945 — Due to World War II, the Commodores play an informal schedule.

1947 — Perhaps the most important moment in the growth of Vanderbilt basketball, the Commodores are shellacked 98-29 by Adolph Rupp's Kentucky Wildcats in the SEC Tournament. The defeat spurs athletic

director Red Sanders to hire Bob Polk, Vanderbilt's first basketball-only coach. Soon, scholarships would be awarded to basketball players and plans for a gym on campus were underway.

1950 — Billy Joe Adcock becomes the school's first All-American and first All-SEC player, averaging 17.1 points per game. Adcock's 1947-48 scoring average leads the SEC, the first Commodore to win the conference scoring title.

1951 — Under the direction of coach Bob Polk and captain George Kelley, Vanderbilt wins the SEC Tournament in Louisville with an upset win over Kentucky. Legend has it that "Kentucky" was already inscribed on the tournament trophy when the Commodores pulled out the 61-57 win.

1952 — Brand new Memorial Gymnasium makes its debut December 6 as the Commodores beat Virginia 90-83 in the home opener. Apparently encouraged by the new surroundings, the Commodores launch 120 shots in the next game, against David Lipscomb, still a school record.

1956 — Memorial Gym Magic! Vanderbilt records its first undefeated home season in the gym, compiling a



COMMODORE TIMELINE



Vanderbilt players pose for a team photo following their win over Virginia, 90-83, in the first game played in Memorial Gymnasium on Dec. 6, 1952.

13-0 mark at Memorial Gym. It is the first of five perfect seasons in the gym, the last coming in 1993.

1957 — Bobby Thym ends his Vanderbilt career with 1,403 points. He'll be Vanderbilt's all-time leading scorer until Clyde Lee breaks his mark in 1966.

1965 — Vanderbilt wins its first SEC Championship, recording a 24-4 record under coach Roy Skinner. Clyde Lee, John Ed Miller and Snake Grace each earn All-SEC honors. The Commodores advance to the NCAA's Elite Eight before dropping an 87-85 heart-breaker to Michigan. It is the first of four consecutive 20-win seasons under Skinner.

1966 — Clyde Lee's All-American season. Lee averages 22.6 points per game and is at the time the school's all-time leading scorer. He also leads the SEC in rebounding for the third straight year. The Commodores finish second in the SEC with an overall record of 22-4.

1967 — The color barrier is finally broken in the Southeastern Conference, as Vanderbilt's Perry Wallace becomes the league's first African-American scholarship basketball player in the 1967-68 season. Wallace remains poised in the face of threats and taunting throughout his career, is voted Vanderbilt's most popular student as a senior, and is now a professor of law at American University in Washington, D.C.

1969 — Tom Hagan earns All-American honors, averaging a school-record 23.4 points per game. On March 8, he sets the Vanderbilt single-game scoring record with 44 points at Mississippi State.

1970 — Without benefit of the 3-point shot or the shot clock, Vanderbilt set a school record that still stands by scoring 130 points in a win over Mississippi.

1974 — With future head coach Jan van Breda Kolff playing every position on the court; Vanderbilt wins its second SEC championship. The Commodores record winning streak of 10 and 11 games and finish 23-5. Skinner wins the third of his four SEC Coach of the Year awards.

1975 — The senior season for the F-Troop—Jeff Fosnes, Butch Feher, and Joe Ford. Fosnes becomes Vanderbilt's initial first-team Academic All-American.

1977 — The Commodore faithful turn out in record numbers, as Vanderbilt ranks fourth in the nation in average home attendance at 14,131.

1981 — Two of Vanderbilt's most prolific scorers, Charles Davis and Mike Rhodes, sink their final baskets. The teammates tie for the Vanderbilt record for career field goals, each making 683.



Vanderbilt's Perry Wallace became the first African-American scholarship basketball player in the SEC when he took the court.

1985 — Phil Cox scores his last point, number 1,725 of his career. He ranks as Vanderbilt's all-time leading scorer until Matt Freije ends his Commodore career with 1,891 points at the close of the 2004 season.

1988 — The Commodores advance to the Sweet 16 of the NCAA Tournament in dramatic fashion as Barry Goheen drains two three pointers in the last five seconds against Pittsburgh. The Commodores go on to win the game 80-74 in overtime.

1989 — Vanderbilt defeats Texas, 94-79, the 500th career win for head coach C.M. Newton.

1990 — In a year in which the Commodores lose nine of 12 games in one stretch, Vanderbilt comes roaring back with a late-season surge to earn a berth in the NIT. The Commodores overcome huge first-half deficits against Louisiana Tech and Tennessee in the first two rounds and go on to take the school's first NIT championship, beating Saint Louis 74-72. Scott Draud is named the MVP of the NIT.

1993 — With junior guard Billy McCaffrey leading the way, Vanderbilt wins its third SEC title in history and makes another appearance in the NCAA Sweet 16. The Commodores set a school record for victories with 28. McCaffrey, in his first year at VU, earns All-America honors and senior captain Bruce Elder is named the Academic All-American of the Year. Eddie Fogler is the consensus National Coach of the Year.

1994 — Jan van Breda Kolff returns to Memorial Gym as Vanderbilt's head coach, posting the best winning percentage ever for a first-year Commodores head man. Vanderbilt makes its second appearance in the NIT championship game, falling 80-73 to Villanova. McCaffrey becomes just the second Vanderbilt player to average 20 points per game in consecutive seasons, the first being Clyde Lee.

1995 — Ronnie McMahan concludes his career at Vanderbilt just six points shy of becoming the school's all-time leading scorer. McMahan does finish his career as VU's all-time leading 3-point shooter and one of the top 10 leaders in assists, steals and blocked shots.

1996 — The Commodores posted an 18-14 record and advanced to the NIT where they defeat Arkansas-Little Rock in the first round. Vanderbilt upsets No. 4 UCLA at the Maui Invitational. Senior Frank Seckar finished his career 16th on Vanderbilt's all-time scoring list with 1,317 points.

1997 — Vanderbilt advanced to its seventh NCAA Tournament in program history. The Commodores made a charge at the end of the regular season, winning eight of their last 10 SEC games to finish 19-12.

1998 — Under the senior leadership of Drew Maddux, Austin Bates and Billy Di Spaltro, Vanderbilt posted a 20-13 season. The team advanced to the NIT where the Commodores defeat Wake Forest in the first round. Maddux was named First-Team All-SEC and finished his career fifth on Vanderbilt's all-time scoring list with 1,689 points. Bates finished his career 31st on Vanderbilt's all-time scoring list with 1,020 points.



COMMODORE TIMELINE



Clyde Lee helps lead the Commodores to their SEC Championship in 1965. The following season, he earns All-America status

2000 — Vanderbilt welcomes new head coach Kevin Stallings from Illinois State. Stallings takes the same team that finished 14-15 in 1999 and leads them to a 19-11 record and a berth in the NIT. Senior forward Dan Langhi is named SEC Player of the Year after leading the conference and finishing ninth in scoring with 22.1 points per game. Senior guard Atiba Prater moves into first on place Vanderbilt's all-time career assist list with 517.

2002 — Vanderbilt advances to the postseason for the 16th time in program history and finishes with a 17-15 record. Wins at Tennessee and at home against No. 11 Kentucky in the final week of the regular season push the Commodores to their ninth NIT appearance. With a 59-50 win over Houston in the opening round of the NIT, Vanderbilt earns its first postseason victory since the 1997-98 season.

2004 — The Commodores record the best start in program history at 12-0, defeat five nationally ranked teams and advance to the Sweet 16 of the NCAA Tournament for the first time since 1993. Vanderbilt sets the school mark for home wins (15), ranks among the AP Top 25 for five weeks, and finishes the year with a 23-10 overall mark. Matt Freije becomes the school's all-time scorer, averaging a career-high 18.4 points as a senior and finishing with 1,891 career points.

2005 — Vanderbilt records its first back-to-back 20-win seasons since the 1993 & 1994 campaigns, posting a 20-14 overall mark while advancing to the quarterfinals of the NIT. The Commodores set school records for 3-pointers made (322) and attempted (837) as both marks rank among the top five in SEC history. Vanderbilt sets the school record for home wins with 17.

2007 — Vanderbilt comes within three seconds of advancing to the program's first NCAA regional final appearance since 1965, dropping a 66-65 decision to Georgetown in the East Regional semifinals. The Commodores posted a 22-12 overall mark, finished second in the SEC Eastern Division at 10-6 and defeated seven

nationally ranked teams, including top-ranked and eventual national champion Florida. Senior swingman Derrick Byars is named SEC Player of the Year while Kevin Stallings earns SEC Coach of the Year accolades.

2008 — The Commodores advanced to the NCAA Tournament for consecutive seasons for the first time since 1988 and 1989, and featured the SEC's Player of the Year in Shan Foster, the second year in a row a Vanderbilt player captured the honor. Vanderbilt was ranked for the final 16 weeks of the regular season in the AP poll, and tied the 1992-93 team for the most regular season wins in program history (25). The Commodores also posted an undefeated year at Memorial Gym, winning a program best 19 games in the 56 year history of the facility.

2009 — Vanderbilt finished the season 19-12 and missed out on the postseason for the first time since 2003. However, the Commodores sported no seniors on the roster and was slotted as the eighth youngest team in the nation. Sophomore A.J. Ogilvy made the All-SEC second team and forward Jeffery Taylor made the All-Freshman team.

2010 — The Commodores posted a 24-9 overall record and a Stallings-era best 12-4 mark in SEC play, and advanced to the NCAA Tournament for the third time in four seasons. Vanderbilt also swept Florida and Tennessee in the same season for the first time since 1966.

2011 — The Commodores tallied a 23-11 overall record, Kevin Stallings' sixth 20-win season and the team's fourth in the last five year. Stallings tied legendary Vanderbilt mentor Roy Skinner for the most 20-win seasons. Sophomore John Jenkins led the league in scoring, and junior Brad Tinsley tallied the school's first triple-double and paced the league in assists.

2012 — Vanderbilt claimed its first SEC Tournament Championship in 60 years with a 71-64 win over eventual national champion Kentucky in New Orleans. The Commodores' 25 wins was the third-most total in program history, and three players were chosen in the first 31 picks of the 2012 NBA Draft - John Jenkins (23rd, Atlanta Hawks), Festus Ezeli (30th, Golden State Warriors), and Jeffery Taylor (31st, Charlotte Bobcats).



The 2003-04 Commodores posed for a team photo on the TD Waterhouse floor in Orlando following their thrilling come-from-behind win over N.C. State in the second round of the NCAA Tournament.



POSTSEASON HISTORY

Vanderbilt at the NCAA Tournament

NCAA Tournament Appearances.....	13
Tournament Record.....	10-14 (.417)
Total Tournament Games.....	24
Last Appearance.....	2012; Lost to Wisconsin in the Third Round of East Regional
Best Finishes.....	Elite 8 (1965: field of 23); Sweet 16 (1988, 1993: field of 64; 2004, 2007: field of 65)

Vanderbilt at the NIT

NIT Appearances.....	11 (1983, 1987, 1990, 1992, 1994, 1996, 1998, 2000, 2002, 2005, 2006)
Tournament Record.....	18-10 (.643)
Total Tournament Games.....	28
Last Appearance.....	2006; Lost at Notre Dame in First Round
Best Finishes.....	Champion (1990); Runner-Up (1994)

Postseason Tournament Results

1965 NCAA Tournament (1-1)

Date	Score	Site (Round)
March 12	Vanderbilt 83, DePaul 78 (OT)	Lexington, Ky. (Mideast-Semifinals)
March 13	Michigan 87, Vanderbilt 85	Lexington, Ky. (Mideast-Finals)

1974 NCAA Tournament (0-2)

Date	Score	Site (Round)
March 14	Marquette 69, Vanderbilt 61	Tuscaloosa, Ala. (Mideast-Semifinals)
March 16	Notre Dame 118, Vanderbilt 88	Tuscaloosa, Ala. (Mideast-Third Place)

1983 National Invitation Tournament (1-1)

Date	Score	Site (Round)
March 15	Vanderbilt 79, East Tennessee State 74	Nashville (First Round)
March 21	Wake Forest 75, Vanderbilt 68	Nashville (Second Round)

1987 National Invitation Tournament (2-1)

Date	Score	Site (Round)
March 12	Vanderbilt 74, Jacksonville 72	Nashville (First Round)
March 16	Vanderbilt 109, Florida State 92	Nashville (Second Round)
March 21	Southern Miss 95, Vanderbilt 88	Nashville (Quarterfinals)

1988 NCAA Tournament (2-1)

Date	Score	Site (Round)
March 18	[7] Vanderbilt 80, [10] Utah State 77	Lincoln, Neb. (Midwest-First Round)
March 20	[7] Vanderbilt 80, [2] Pittsburgh 77 (OT)	Lincoln, Neb. (Midwest-Second Round)
March 25	[2] Kansas 77, [7] Vanderbilt 64	Pontiac, Mich. (Midwest-Semifinals)

1989 NCAA Tournament (0-1)

Date	Score	Site (Round)
March 17	[9] Notre Dame 81, [8] Vanderbilt 65	Providence, R.I. (East-First Round)

1990 National Invitation Tournament (5-0)

Date	Score	Site (Round)
March 17	Vanderbilt 98, Louisiana Tech 90 (OT)	Nashville (First Round)
March 19	Vanderbilt 89, Tennessee 85	Nashville (Second Round)
March 21	Vanderbilt 88, New Orleans 65	Nashville (Quarterfinals)
March 26	Vanderbilt 75, Penn State 62	New York, N.Y. (Semifinals)
March 28	Vanderbilt 74, Saint Louis 72	New York, N.Y. (Finals)

1991 NCAA Tournament (0-1)

Date	Score	Site (Round)
March 15	[8] Georgetown 70, [9] Vanderbilt 60	Tucson, Ariz. (West-First Round)

1992 National Invitation Tournament (0-1)

Date	Score	Site (Round)
March 19	Rhode Island 68, Vanderbilt 63	Nashville (First Round)

1993 NCAA Tournament (2-1)

Date	Score	Site (Round)
March 18	[3] Vanderbilt 92, [14] Boise State 72	Salt Lake City, Utah (West-First Round)
March 20	[3] Vanderbilt 85, [6] Illinois 68	Salt Lake City, Utah (West-Second Round)
March 26	[7] Temple 67, [3] Vanderbilt 59	Seattle, Wash. (West-Semifinals)

NCAA TOURNAMENT APPEARANCES

Year	(Region)
1965	(Mideast)
1974	(Mideast)
1988	(Midwest)
1989	(East)
1991	(West)
1993	(West)
1997	(Midwest)
2004	(Phoenix)
2007	(East)
2008	(Midwest)
2010	(West)
2011	(Southwest)
2012	(East)

VANDERBILT VS. ALL OPPONENTS AT THE NCAA TOURNAMENT

Boise State	1-0
Connecticut	0-1
DePaul	1-0
Georgetown	0-2
George Washington	1-0
Harvard	1-0
Illinois	1-0
Kansas	0-1
Marquette	0-1
Michigan	0-1
Murray State	0-1
North Carolina State	1-0
Notre Dame	0-2
Pittsburgh	1-0
Richmond	0-1
Siena	0-1
Temple	0-1
Utah State	1-0
Washington State	1-0
Western Michigan	1-0
Wisconsin	0-1
Xavier	0-1
Totals	10-14



POSTSEASON HISTORY

RECORD BY REGIONAL ROUND

First Round	4-6
Second Round	5-0
Third Round	0-1
Regional Semifinal	1-5
Regional Final	0-1
Consolation	0-1

RECORD AT NCAA TOURNAMENT SITES

Site	W-L
Albuquerque, N.M.	1-1
Auburn Hills, Mich.	0-1
Denver, Colo.	0-1
East Rutherford, N.J.	0-1
Lexington, Ky.	1-1
Lincoln, Neb.	2-0
Orlando, Fla.	2-0
Phoenix, Ariz.	0-1
Pontiac, Mich.	0-1
Providence, R.I.	0-1
Sacramento, Calif.	2-0
Salt Lake City, Utah	2-0
San Jose, Calif.	0-1
Seattle, Wash.	0-1
Tampa, Fla.	0-1
Tucson, Ariz.	0-1
Tuscaloosa, Ala.	0-2

RECORD VS. SEEDS IN NCAA TOURNAMENT

Vs. Seed	W-L	Last Faced (Opp)
No. 2	1-2	2007 (Georgetown)
No. 3	2-0	2007 (Wash. State)
No. 4	0-1	2012 (Wisconsin)
No. 6	1-1	1993 (Illinois)
No. 7	0-2	1997 (Xavier)
No. 8	0-1	1991 (Georgetown)
No. 9	0-1	1989 (Notre Dame)
No. 10	1-0	1988 (Utah State)
No. 11	2-0	2007 (G. Washington)
No. 12	2-1	1993 (Boise State) 2011 (Richmond) 2012 (Harvard)
No. 13	0-2	2010 (Murray State)

RECORD AS A SEEDS IN NCAA TOURNAMENT

Seed	W-L	Year(s)
No. 3	2-1	1993
No. 4	0-2	2008, 2010
No. 5	1-2	2011, 2012
No. 6	4-2	2004, 2007
No. 7	2-1	1988
No. 8	0-1	1989
No. 9	0-1	1991
No. 10	0-1	1997

1994 National Invitation Tournament (4-1)

Date	Score	Site (Round)
March 16	Vanderbilt 77, Oklahoma 67	Norman, Okla. (First Round)
March 21	Vanderbilt 78, New Orleans 59	Nashville (Second Round)
March 23	Vanderbilt 89, Clemson 74	Nashville (Quarterfinals)
March 28	Vanderbilt 82, Kansas State 76	New York, N.Y. (Semifinals)
March 30	Villanova 80, Vanderbilt 73	New York, N.Y. (Finals)

1996 National Invitation Tournament (1-1)

Date	Score	Site (Round)
March 13	Vanderbilt 86, Arkansas Little Rock 80	Nashville (First Round)
March 18	South Carolina 80, Vanderbilt 70	Columbia, S.C. (Second Round)

1997 NCAA Tournament (0-1)

Date	Score	Site (Round)
March 13	[7] Xavier 80, [10] Vanderbilt 68	Auburn Hills, Mich. (Midwest-First Round)

1998 National Invitation Tournament (3-1)

Date	Score	Site (Round)
March 11	Vanderbilt 73, St. Bonaventure 61	Nashville (First Round)
March 17	Vanderbilt 72, Wake Forest 68	Winston-Salem, N.C. (Second Round)
March 19	Georgia 79, Vanderbilt 65	Athens, Ga. (Quarterfinals)

2000 National Invitation Tournament (0-1)

Date	Score	Site (Round)
March 14	Wake Forest 83, Vanderbilt 68	Nashville (First Round)

2002 National Invitation Tournament (1-1)

Date	Score	Site (Round)
March 13	Vanderbilt 59, Houston 50	Nashville (First Round)
March 15	Louisiana Tech 83, Vanderbilt 68	Ruston, La. (Second Round)

2004 NCAA Tournament (2-1)

Date	Score	Site (Round)
March 19	[6] Vanderbilt 71, [11] W. Michigan 58	Orlando, Fla. (Phoenix-First Round)
March 21	[6] Vanderbilt 75, [3] N.C. State 73	Orlando, Fla. (Phoenix-Second Round)
March 25	[2] Connecticut 73, [6] Vanderbilt 53	Phoenix, Ariz. (Phoenix-Semifinals)

2005 National Invitation Tournament (2-1)

Date	Score	Site (Round)
March 16	Vanderbilt 67, Indiana 60	Bloomington, Ind. (First Round)
March 21	Vanderbilt 65, Wichita State 63	Nashville (Second Round)
March 23	Memphis 81, Vanderbilt 68	Memphis (Quarterfinals)

2006 National Invitation Tournament (0-1)

Date	Score	Site (Round)
March 15	Notre Dame 79, Vanderbilt 69	South Bend, Ind. (First Round)

2007 NCAA Tournament (2-1)

Date	Score	Site (Round)
March 15	[6] Vanderbilt 77, [11] G. Washington 44	Sacramento, Calif. (First Round)
March 17	[6] Vanderbilt 78, [3] Wash. St. 74 (2OT)	Sacramento, Calif. (Second Round)
March 23	[2] Georgetown 66, [6] Vanderbilt 65	East Rutherford, N.J. (East-Semifinal)

2008 NCAA Tournament (0-1)

Date	Score	Site (Round)
March 21	[13] Siena 83, [4] Vanderbilt 62	Tampa, Fla. (First Round)

2010 NCAA Tournament (0-1)

Date	Score	Site (Round)
March 18	[13] Murray State 66, [4] Vanderbilt 65	San Jose, Calif. (First Round)

2011 NCAA Tournament (0-1)

Date	Score	Site (Round)
March 17	[12] Richmond 69, [5] Vanderbilt 66	Denver, Colo. (First Round)

2012 NCAA Tournament (1-1)

Date	Score	Site (Round)
March 15	[5] Vanderbilt 79, [12] Harvard 70	Albuquerque, N.M. (Second Round)
March 17	[4] Wisconsin 60, [5] Vanderbilt 57	Albuquerque, N.M. (Second Round)

[] – NCAA Tournament Seeds in Brackets



VANDERBILT COACHES

All-Time Head Coaching Records

Years	Head Coach	Yrs	W	L	Pct.
1901-02	W.D. Weatherford	2	7	4	.636
1903	Grinnell Jones	1	6	0	1.000
1904, 1909	E.J. Hamilton	2	17	5	.773
1907	J.N. Stone	1	6	1	.857
1908	W.L. Throop	1	6	10	.375
1910	R.B. McGehee	1	10	3	.769
1911-12	C.T. (Zeke) Martin	2	17	11	.607
1913	Oscar G. Nelson	1	3	4	.429
1914-17	G.T. Denton	4	30	20	.400
1918	Ralph Palmer	1	6	3	.667
1919-21	Ray Morrison	3	30	19	.612
1922-23	Wallace Wade	2	24	16	.600
1924-27, 1932-36	Josh Cody	9	98	100	.495
1928-29	Johnny (Red) Floyd	2	9	19	.321
1930-31, 1945-46	Gus Morrow	4	31	40	.443
1937-41	Jim Buford	5	48	49	.495
1941-43, 1947	Norm Cooper	3	24	25	.490
1944	Smokey Harper	1	12	3	.800
1948-58, 1960-61	Bob Polk	13	197	106	.650
1959, 1962-76	Roy Skinner	16	278	135	.673
1977-79	Wayne Dobbs	3	38	42	.475
1980-81	Richard Schmidt	2	28	27	.509
1982-89	C.M. Newton	8	129	115	.529
1990-93	Eddie Fogler	4	81	48	.628
1994-1999	Jan van Breda Kolff	6	104	81	.562
2000-Present	Kevin Stallings	13	261	159	.621
Totals			1500	1037	.589


All-Time Coaching Roster

Anglin, Kevin: 1994	Kelley, Georgre: 1953
Arnold, Gib: 1999	Knodel, Don: 1962-66
Ayers, Brian: 1997-98	Lebo, Jeff: 1993
Bargatze, Ron: 1970-1978	Ligon, Bill: 1977-78
Barksdale, Randolph: 1979	Lindsay, Bob: 1980-81
Bland, Bobby: 1967-69	Martin, Ed: 1986-89
Bostic, Don: 1980-81	McClendon, Leroy: 1985
Bostick, John: 1982-89	Meyer, Jerry: 1999
Callahan, Rick: 1990-93	Miller, John Ed: 1966
Cason, David: 2011-Present	Monroe, Randy: 1994
Cooper, Norman: 1947	Muller, Dan: 2002-12
Couch, Roger: 1977	Newton, C.M.: 1982-89
Clayton, Dale: 1979-84	Peterson, Buzz: 1994-96
Davis, Charles: 1995-96	Petrone, Mike: 1983-92
Dobbs, Wayne: 1977-79, 1971-76	Polk, Bob: 1948-58, 1960-61
Dougherty, Neil: 1990-93	Rhodes, Mike: 1982
Elliott, Mark: 1988-92	Rice, King: 2007-11
Estes, Ray: 1970-71	Richardson, Tom: 2004-Present
Fiser, Warren: 1962	Rochelle, Al: 1960
Fogler, Eddie: 1990-93	Russell, John: 1964-66, 1970
Fowler, Lee: 1979	Schmidt, Richard: 1980-81
Fox, Inman: 1958	Scobey, David: 1950-54
Frederick, Brad: 2001-Present	Shurina, Steve: 1999-00
French, Jimmy: 1959	Skinner, Roy: 1959, 1962-76, 1958-61
Garr, Homer: 1967-69	Southwood, Jerry: 1968-69
Gaudet, Pete: 1997-98	Stallings, Kevin: 2000-Present
Grace, Bob: 1966-67	Taylor, Clarence: 1961
Heldman, Jack: 1955-57	van Breda Kolff, Jan: 1994-99
Hoover, Jay: 1978	Walker, Chris: 1997-99
Hyden, Johnny: 1947	Walter, Al: 1982-87
Jackson, Jeff: 2000-2006	
Jankovich, Tim: 2000-2002	
Jennings, Bill: 1958	
Keating, Kerry: 1995	

Head Coaches in **Boldface**.
Roster since 1948



Bob Polk
1948-58, 1960-61
(197-106)



Roy Skinner
1959, 1962-76
(278-135)



C.M. Newton
1982-89
(129-115)



Eddie Fogler
1990-93
(81-48)



Jan Van Breda Kolff
1994-99
(104-81)



Kevin Stallings
2000 - Present
(261-159)



NCAA BOXSCORES

Vanderbilt 79, Harvard 70

East Regional, Second Round
March 15, 2012 • Albuquerque, N.M.

Harvard	FG	3FG	FT	R	F	Pts	A	T	B	S	M
Casey	3-8	1-3	6-6	5	5	13	1	0	0	1	28
Wright	3-8	0-0	2-2	9	4	8	2	1	0	0	33
Rivard	6-7	6-7	2-4	1	2	20	0	1	0	0	25
Curry	5-13	1-5	1-2	1	4	12	3	4	0	0	36
McNally	2-5	0-3	0-0	1	3	4	7	2	0	1	34
Brown	0-1	0-0	0-0	0	0	0	0	0	0	0	0
Moundou-Missi	2-2	0-0	0-0	0	2	4	0	0	0	0	6
Webster	2-7	1-6	0-0	2	1	5	1	0	0	1	20
Miller	0-0	0-0	0-0	1	0	0	0	1	0	0	6
Saunders	1-4	0-0	0-0	1	0	2	0	1	0	1	11
Travis	1-1	0-0	0-0	1	0	2	0	0	0	0	1
Team				3							
Totals	25-56	9-24	11-14	25	21	70	14	10	0	4	200

Vanderbilt	FG	3FG	FT	R	F	Pts	A	T	B	S	M
Goulbourne	1-2	0-0	2-2	5	5	4	0	3	0	0	12
Taylor	6-13	2-5	1-4	1	2	15	2	2	0	2	32
Ezeli	2-3	0-0	4-6	11	3	8	1	3	4	2	26
Tinsley	5-6	2-2	4-4	1	2	16	4	4	0	1	23
Jenkins	7-12	3-8	10-13	6	2	27	3	1	0	1	32
Johnson	2-5	0-1	0-1	0	0	4	1	2	0	1	22
Parker	0-0	0-0	0-0	0	0	0	1	0	0	1	12
Tchiengang	0-1	0-0	0-0	5	2	0	0	0	1	0	14
Odom	2-4	1-2	0-0	6	2	5	1	1	0	0	27
Team											
Totals	25-46	8-18	21-30	35	18	79	13	16	5	8	200

Score by Periods: 1st 23, 2nd 47, Total 70
Vanderbilt: 33, 46, 79
FG Percentage: VU 54, HU 45; 3-Point FG Percentage: VU 44, HU 38;
FT Percentage: VU 70, HU 79;
Tournament Seeds: Vanderbilt 5, Harvard 12

Wisconsin 60, Vanderbilt 57

East Regional, Third Round
March 17, 2012 • Albuquerque, N.M.

Vanderbilt	FG	3FG	FT	R	F	Pts	A	T	B	S	M
Goulbourne	2-3	0-0	3-4	11	2	7	2	1	0	1	28
Tchiengang	1-1	0-0	0-0	2	2	2	1	1	1	0	13
Taylor	4-12	1-5	0-0	1	3	9	0	3	1	0	30
Tinsley	4-6	2-4	0-0	2	4	10	1	3	0	0	23
Jenkins	3-13	2-9	5-6	2	2	13	2	1	0	1	33
Johnson	0-2	0-0	0-0	1	0	0	1	1	0	1	18
Ezeli	5-7	0-0	4-6	11	1	14	0	2	1	1	27
Parker	1-2	0-1	0-0	1	0	2	1	0	0	0	15
Odom	0-0	0-0	0-0	1	3	0	0	0	0	0	13
Team				3							
Totals	20-46	5-19	12-16	35	17	57	8	12	3	4	200

Wisconsin	FG	3FG	FT	R	F	Pts	A	T	B	S	M
Evans	4-7	1-3	2-5	5	3	11	4	3	1	1	31
Bruesewitz	4-6	2-3	0-0	3	3	10	2	1	0	3	26
Berggren	5-12	1-6	1-1	6	2	12	2	2	0	0	32
Taylor	5-15	3-10	1-1	2	1	14	3	2	0	0	39
Gasser	1-2	0-1	0-1	3	3	2	0	0	0	0	24
Brust	4-8	3-5	0-0	4	0	11	0	0	0	0	19
Wilson	0-3	0-3	0-0	2	2	0	2	0	0	0	23
Kaminsky	0-2	0-2	0-0	2	2	0	0	0	0	0	6
Team				3							
Totals	23-55	10-33	4-8	30	16	60	13	8	1	4	200

Score by Periods: 1st 31, 2nd 26, Total 57
Wisconsin: 32, 28, 60
FG Percentage: VU 44, UW 42; 3-Point FG Percentage: VU 26, UW 30;
FT Percentage: VU 75, UW 50;
Tournament Seeds: Vanderbilt 5, Wisconsin 4

Richmond 69, Vanderbilt 66

Midwest Regional
Second Round
March 17, 2011 • Denver, Colo.

Vanderbilt	FG	3FG	FT	R	F	Pts	A	T	B	S	M
Goulbourne	2-6	0-1	2-6	9	2	6	2	1	0	0	30
Taylor	1-10	0-0	2-2	9	4	4	0	2	0	0	35
Ezeli	8-10	0-0	5-10	8	4	21	0	1	1	0	31
Tinsley	4-6	2-4	0-0	3	1	10	6	0	1	0	40
Jenkins	6-9	4-6	5-5	2	1	21	3	0	0	0	36
Fuller	1-2	0-1	0-0	2	0	2	1	0	0	0	10
Tchiengang	1-2	0-0	0-0	1	2	0	2	0	1	0	19
Odom	0-1	0-1	0-0	2	0	0	0	2	0	0	9
Walker	0-0	0-0	0-0	0	0	0	0	0	0	0	0+
TEAM				0							
Totals	23-46	6-13	14-23	36	14	66	12	7	2	1	200

Richmond	FG	3FG	FT	R	F	Pts	A	T	B	S	M
Smith	0-0	0-0	0-0	3	4	0	0	0	1	1	18
Harper	4-12	1-4	4-4	4	3	13	2	0	1	0	38
Geriot	0-1	0-0	0-1	2	2	0	3	0	0	0	24
Brothers	3-8	2-4	0-1	1	0	8	0	0	0	0	17
Anderson	10-24	4-9	1-3	2	2	25	4	1	0	1	40
Garrett	2-2	0-0	0-1	5	4	4	2	0	5	1	19
Lindsay	3-4	1-2	0-0	2	0	7	3	1	0	1	17
Martel	4-5	4-5	0-2	5	3	12	0	0	2	0	27
TEAM				3							
Totals	26-56	12-24	5-12	27	18	69	14	3	9	4	200

Score by Periods: 1st 32, 2nd 37, Total 69
Richmond: 35, 31, 66
FG Percentage: VU 50.0, UR 46.4; 3FG Percentage: VU 46.2, UR 50.0;
FT Percentage: VU 60.9, UR 41.7
Tournament Seeds: Vanderbilt 5, Richmond 12

Murray St. 66, Vanderbilt 65

West Regional, First Round
March 18, 2010 • San Jose, Calif.

Vanderbilt	fg-a	3-a	ft-a	o-d-t	pf	tp	a	to	b	s	m
Walker	2-9	0-0	2-2	2-1-3	2	6	6	0	0	2	32
Taylor	3-7	0-0	3-7	1-5-6	4	9	2	1	0	0	21
Ogilvy	4-7	0-0	4-6	2-4-6	3	12	0	2	1	0	20
Beal	3-5	2-4	4-4	0-1-1	2	12	2	3	2	1	39
Jenkins	5-10	2-3	1-2	0-4-4	2	13	2	0	0	1	36
Tinsley	2-4	0-1	2-2	0-1-1	0	6	1	0	0	0	17
Ezeli	2-2	0-0	0-2	1-3-4	2	4	1	3	1	0	19
Goulbourne	1-5	0-3	1-2	0-0-0	0	3	1	0	0	0	10
McClellan	0-1	0-1	0-0	0-0-0	0	0	0	1	0	0	2
Tchiengang	0-0	0-0	0-2	1-2-3	2	0	0	0	0	0	4
Team				3-2-5							
Totals	22-50	4-12	17-29	10-23-33	17	65	15	10	4	4	200

Murray St.	fg-a	3-a	ft-a	o-d-t	pf	tp	a	to	b	s	m
Thomas	5-12	1-3	0-1	1-5-6	1	11	1	2	3	3	29
Aska	3-7	0-0	0-0	0-1-1	4	6	0	2	0	0	19
Easley	1-5	0-0	0-0	1-2-3	5	2	0	0	0	0	13
Miles	5-9	2-4	5-5	0-6-6	1	17	1	1	0	0	33
Jenkins	6-14	2-5	0-0	1-3-4	2	14	5	2	0	0	34
Daniel	1-3	0-0	3-8	5-1-6	1	5	1	0	0	0	15
Canaan	3-6	2-3	0-0	0-1-1	2	8	1	1	0	0	18
Poole	0-1	0-0	0-0	0-1-1	0	0	2	0	0	0	5
McClain	1-2	0-0	1-3	4-1-5	3	3	1	0	1	0	24
Long	0-1	0-0	0-0	1-0-1	1	0	1	1	0	1	6
Fotso	0-0	0-0	0-0	0-0-0	1	0	0	0	0	0	4
Team				2-3-5							
Totals	25-60	7-15	9-17	15-24-39	21	66	13	11	4	4	200

Score by Periods: 1st 36, 2nd 30, Total 66
Vanderbilt: 32, 33, 65
FG Percentage: MSU: 41.7, VU: 44.0; 3FG Percentage: MSU: 46.7, VU: 33.3;
FT Percentage: MSU: 52.9, VU: 58.6
Tournament Seeds: Vanderbilt 4, Richmond 13

Siena 83, Vanderbilt 62

Midwest Regional, First Round
March 21, 2008 • Tampa, Fla.

Vanderbilt	fg-a	3-a	ft-a	o-d-t	pf	tp	a	to	b	s	m
Foster	6-14	1-5	0-0	0-6-6	4	13	1	2	0	2	34
Neltner	4-6	0-0	2-2	1-3-4	2	10	3	2	0	1	29
Ogilvy	7-15	0-0	4-8	4-2-6	3	18	2	4	0	0	29
Beal	0-4	0-3	0-0	0-1-1	3	0	5	1	0	1	19
Gordon	2-8	2-7	0-0	1-1-2	2	6	0	2	0	1	30
Metcalfe	1-2	0-0	0-0	0-0-0	0	2	0	0	0	0	4
Bell	2-4	1-3	0-0	0-0-0	0	5	0	1	0	0	13
Cole	0-1	0-1	0-0	0-0-0	0	0	0	0	0	0	1
McClellan	0-0	0-0	2-2	1-0-1	2	2	0	0	0	1	8
Graham	3-3	0-0	0-0	1-1-2	1	6	0	3	0	2	10
Walker	0-3	0-0	0-0	4-2-6	2	0	1	1	0	0	18
Drake	0-1	0-1	0-0	1-0-1	0	0	0	0	0	1	4
Duffy	0-0	0-0	0-0	0-0-0	0	0	0	0	0	0	1
Team				1-1-2							
Totals	25-61	4-20	8-12	14-17-31	20	62	12	16	0	9	200

Siena	fg-a	3-a	ft-a	o-d-t	pf	tp	a	to	b	s	m
Duell	0-5	0-3	0-0	1-3-4	2	0	2	0	0	1	31
Ubiles	4-8	0-2	3-4	0-2-2	0	11	2	4	0	3	30
Franklin	3-4	0-0	4-5	1-3-4	4	10	1	2	0	1	22
Moore	3-8	1-4	4-4	1-5-6	0	11	6				



NCAA BOXSCORES

Vanderbilt 75, Wash. St. 74 (20T)

East Regional, Second Round
March 17, 2007 • Sacramento, Calif.

Vanderbilt	FG	3FG	FT	R	F	Pts	A	T	B	S	M
Foster	8-17	1-7	3-3	6	4	20	1	4	0	2	42
Neltner	2-4	0-0	0-0	4	0	4	2	1	1	1	21
Gordon	4-6	2-4	2-5	4	1	12	2	4	0	0	37
Byars	9-20	5-9	4-4	5	4	27	2	5	1	3	45
Cage	3-10	2-7	3-4	7	1	11	4	0	0	1	49
Beal	0-1	0-0	0-0	0	0	0	2	0	0	2	13
Metcalfe	0-1	0-0	0-0	0	2	0	0	0	0	0	3
Brown	0-1	0-0	0-0	1	1	0	0	0	0	0	9
Drake	0-0	0-0	0-0	0	0	0	0	2	0	2	3
Skuchas	1-3	0-0	2-2	7	4	4	0	1	0	1	28
TEAM						5					
Totals	27-63	10-27	14-18	39	17	78	13	17	2	12	250

Washington St.	FG	3FG	FT	R	F	Pts	A	T	B	S	M
Cowgill	6-10	0-0	2-4	6	1	14	2	2	1	0	43
Clark	1-5	0-0	0-0	3	3	2	0	1	2	2	15
Low	8-16	3-9	2-2	2	1	21	3	2	0	2	48
Rochestie	1-7	0-3	0-0	4	3	2	3	5	0	2	36
Weaver	1-8	0-1	3-4	6	3	5	8	8	0	4	48
Matthews	2-3	1-2	0-0	0	1	5	0	1	0	0	8
Baynes	5-7	0-0	4-5	5	4	14	0	0	0	0	37
Harmeling	3-4	3-4	2-2	2	0	11	0	0	1	0	15
TEAM						8					
Totals	27-60	7-19	13-17	36	16	74	16	19	4	10	250

Score by Periods	1st	2nd	OT	OT2	Total
Vanderbilt	25	35	9	9	78
Washington State	33	27	9	5	74

FG Percentage: VU 42.9, WSU 45.0; 3FG Percentage: VU 37.0, WSU 36.8;
FT Percentage: VU 77.8, WSU 76.5
Tournament Seeds: Vanderbilt 6, Washington State 3

Georgetown 66, Vanderbilt 65

East Regional, Regional Semifinal
March 23, 2007 • East Rutherford, N.J.

Vanderbilt	FG	3FG	FT	R	F	Pts	A	T	B	S	M
Byars	5-12	3-7	4-5	1	2	17	5	1	0	1	38
Foster	7-17	2-6	0-1	2	3	16	1	2	0	0	38
Neltner	2-2	0-0	4-6	6	1	8	3	1	1	1	34
Gordon	1-8	1-7	0-0	1	2	3	2	0	0	0	27
Cage	4-10	3-7	6-6	7	2	17	4	0	2	3	38
Beal	1-1	0-0	0-0	1	1	2	2	0	1	0	13
Brown	0-0	0-0	0-0	0	1	0	0	0	0	0	2
Skuchas	1-1	0-0	0-2	2	4	2	0	1	0	0	10
TEAM						6					
Totals	21-51	9-27	14-20	26	16	65	17	5	4	5	200

Georgetown	FG	3FG	FT	R	F	Pts	A	T	B	S	M
Summers	5-13	3-4	2-4	7	1	15	3	3	2	0	34
Green	7-11	0-2	1-1	4	3	15	3	1	0	1	40-
Hibbert	5-7	0-0	2-4	10	5	12	0	2	0	1	27
Wallace	3-8	2-5	0-0	3	1	8	4	0	0	0	33
Sapp	2-10	1-5	1-3	5	3	6	3	1	1	1	33
Rivers	0-0	0-0	0-0	1	0	0	0	0	0	0	8
Crawford	1-2	1-2	0-0	2	2	3	0	1	0	0	8
Ewing	2-5	1-1	2-2	3	3	7	1	3	0	0	17
TEAM						5					
Totals	25-56	8-19	8-14	40	18	66	14	11	3	3	200

Score by Periods	1st	2nd	Total
Vanderbilt	32	33	65
Georgetown	24	42	66

FG Percentage: VU 41.2, GU 44.6; 3FG Percentage: VU 33.3, GU 42.1;
FT Percentage: VU 70.0, GU 57.1
Tournament Seeds: Vanderbilt 6, Georgetown 2

Vanderbilt 71, Western Michigan 58

Phoenix Regional, First Round
March 19, 2004 • Orlando, Fla.

Vanderbilt	FG	3FG	FT	R	F	Pts	A	T	B	S	M
Freije	4-9	2-5	3-5	8	1	13	3	2	0	0	30
Smith	2-2	1-1	0-0	3	4	5	3	0	1	2	22
Przybyszewski	3-5	1-1	0-3	2	1	7	1	0	1	0	21
Moore	10-16	6-8	0-0	1	3	26	2	2	0	3	31
Lakey	0-3	0-2	2-4	4	2	2	4	5	0	2	30
Holwerda	0-0	0-0	0-0	1	1	0	0	3	0	0	7
Payton	1-1	0-0	0-0	0	0	2	0	1	0	0	6
Cage	1-3	1-2	0-0	1	0	3	0	1	0	0	6
Hundley	1-2	0-0	3-4	4	0	5	2	2	1	1	20
Terrell	3-4	0-0	0-2	4	2	6	1	1	2	1	23
Schnedlitz	1-1	0-0	0-0	1	0	2	0	0	0	0	1
Skuchas	0-0	0-0	0-0	0	1	0	0	0	0	0	3
TEAM						4					
Totals	26-46	11-19	8-18	33	15	71	16	17	5	9	200

W. Michigan	FG	3FG	FT	R	F	Pts	A	T	B	S	M
Snider	1-9	0-4	3-4	9	3	5	6	0	0	5	34
Williams	10-20	0-2	4-6	3	4	24	1	6	0	2	35
Kann	3-6	0-0	1-2	6	5	7	0	0	0	1	30
Willis	1-2	1-2	0-0	2	0	3	1	2	0	1	18
Reed	4-13	0-5	2-2	10	2	10	1	2	0	1	36
Berry	1-5	1-4	2-2	0	1	5	0	1	0	2	28
Rost	1-3	0-1	0-0	3	4	2	1	1	1	1	12
Madison	1-5	0-1	0-0	0	0	2	0	0	0	0	6
Bronson	0-0	0-0	0-0	0	0	0	0	0	0	0	1
TEAM						3					
Totals	22-63	2-19	12-16	36	19	58	10	12	1	13	200

Score by Periods	1st	2nd	Total
Western Michigan	34	24	58
Vanderbilt	31	40	71

FG Percentage: VU 57, WM 35; 3FG Percentage: VU 58, WM 11;
FT Percentage: VU 44, WM 75
Tournament Seeds: Vanderbilt 6, Western Michigan 11

Vanderbilt 75, #15 N.C. St. 73

Phoenix Regional, Second Round
March 21, 2004 • Orlando, Fla.

Vanderbilt	FG	3FG	FT	R	F	Pts	A	T	B	S	M
Freije	8-15	4-8	11-11	3	1	31	0	0	0	0	38
Smith	3-7	1-4	3-3	4	3	10	3	3	0	1	32
Przybyszewski	4-7	2-4	3-4	3	2	13	2	0	1	1	26
Moore	6-12	3-5	1-1	6	2	16	1	0	0	1	26
Lakey	0-1	0-1	1-2	5	1	1	7	2	0	0	32
Holwerda	0-0	0-0	0-0	0	1	0	1	2	0	0	7
Cage	0-2	0-2	0-0	1	1	0	0	0	0	0	9
Hundley	2-3	0-1	0-0	2	1	4	1	0	1	1	17
Terrell	0-2	0-0	0-0	1	1	0	0	1	0	0	13
TEAM						2					
Total	23-49	10-25	19-21	27	13	75	15	8	2	4	200

N.C. State	FG	3FG	FT	R	F	Pts	A	T	B	S	M
Evtimov	10-13	5-8	3-4	5	3	28	4	0	0	0	37
Melvin	3-13	3-10	2-2	4	2	11	2	2	1	0	34
Collins	0-2	0-2	0-0	4	3	0	4	2	0	0	26
Atsur	6-14	2-7	0-0	8	3	14	2	0	0	1	33
Hodge	5-11	0-1	1-2	6	5	11	1	1	0	0	36
O'Donnell	0-0	0-0	0-0	0	0	0	0	0	0	0	1
Bennerman	0-0	0-0	0-0	1	2	0	0	1	0	0	13
Watkins	3-4	3-3	0-0	0	2	9	0	0	0	0	21
TEAM						3					
Total	27-57	13-31	6-8	31	20	73	13	6	1	1	200

Score by Periods	1st	2nd	Total
Vanderbilt	31	44	75
North Carolina State	28	45	73

FG Percentage: VU 47, NCSU 47; 3FG Percentage: VU 40, NCSU 42;
FT Percentage: VU 91, NCSU 75
Tournament Seeds: Vanderbilt 6, N.C. State 3

Connecticut 73, Vanderbilt 53

Phoenix Regional, Regional Semifinal
March 25, 2004 • Phoenix, Ariz.

Vanderbilt	FG	3FG	FT	R	F	Pts	A	T	B	S	M
Przybyszewski	3-7	2-4	0-0	3	1	8	1	1	0	0	24
Freije	3-18	0-6	2-4	4	1	8	1	3	0	0	33
Lakey	1-5	0-2	0-0	1	3	2	1	1	0	2	25
Moore	4-9	2-4	2-2	1	1	12	1	1	0	4	33
Smith	4-9	3-6	1-2	0	1	12	0	2	0	1	29
Holwerda	1-1	0-0	0-0	0	1	2	0	0	0	0	5
Payton	2-2	0-0	0-0	1	1	4	1	1	0	0	12
Cage	0-1	0-1	0-0	0	0	0	0	0	0	0	2
Hundley	1-1	1-1	0-0	1	0	3	2	0	0	1	14
Terrell	1-2	0-0	0-0	6	4	2	4	2	0	0	19
Skuchas	0-2	0-0	0-0	0	1	0	0	0	0	0	4
TEAM						4					
Total	20-57	8-24	5-8	21	14	53	11	11	0	8	200

Connecticut	FG	3FG	FT	R	F	Pts	A	T	B	S	M
Boone	4-6	0-0	0-0	4	2	8	0	1	1	2	28
Anderson	5-11	3-8	2-2	6	0	15	3	6	1	1	34
Okafor	4-7	0-0	4-6	11	3	12	0	4	0	2	32
Gordon	7-16	3-9	3-3	9	1	20	5	2	0	0	39
Brown											



NCAA BOXSCORES

Vanderbilt 92, Boise St. 72

West Regional, First Round
March 18, 1993 • Salt Lake City, Utah

Vanderbilt	FG	3FG	FT	R	F	Pts	A	T	B	S	M
Elder	5-6	1-1	3-3	3	5	14	2	1	0	0	18
Anglin	3-7	1-4	5-7	3	0	12	4	1	0	1	31
Lawson	6-11	0-0	4-4	8	1	16	1	3	1	0	27
McCaffrey	8-13	4-5	6-7	4	2	26	3	3	0	0	30
McMahan	2-5	2-3	2-2	2	2	8	3	2	0	1	19
Beth	0-1	0-1	2-2	1	1	2	1	0	0	0	5
Seckar	2-4	2-2	0-0	2	1	6	3	2	0	3	21
Sheron	0-3	0-2	0-0	1	0	0	0	0	0	0	5
Milburn	0-0	0-0	0-0	2	1	0	0	1	0	0	15
Hall	3-6	0-0	0-0	5	4	6	2	2	1	2	22
Woods	0-0	0-0	2-2	0	1	2	0	0	0	1	7
Totals	29-56	10-18	24-27	31	18	92	19	15	2	8	200

Boise State	FG	3FG	FT	R	F	Pts	A	T	B	S	M
Morris	2-8	0-3	1-2	3	2	5	2	7	0	3	22
Bellamy	0-1	0-0	0-0	1	1	3	0	0	0	0	6
Beard	4-7	0-0	7-9	7	3	15	1	2	1	0	27
Woods	4-9	1-3	2-2	4	1	11	2	4	0	0	26
Vaughn	3-9	2-6	0-0	0	3	8	3	3	0	2	28
Speed	1-4	0-1	3-4	2	3	5	2	0	0	2	19
Tolman	0-2	0-2	0-0	2	0	0	2	0	0	0	4
Archibald	2-5	0-2	2-3	2	3	6	4	4	0	1	26
Bertch	0-0	0-0	0-0	0	0	0	0	0	0	0	1
Williams	7-11	0-0	1-1	9	1	15	0	1	0	0	29
Coker	3-4	0-0	1-1	4	2	7	1	0	2	0	11
Totals	26-60	3-17	17-22	36	21	72	17	21	3	8	200

Score by Periods	1st	2nd	Total
Boise State	27	45	72
Vanderbilt	35	57	92

FG Percentage: VU 52, BS 43; 3-Point FG Percentage: VU 56, BS 18;
FT Percentage: VU 80, BS 77;
Tournament Seeds: Vanderbilt 3, Boise State 14

Vanderbilt 85, Illinois 68

West Regional, Second Round
March 20, 1993 • Salt Lake City, Utah

Vanderbilt	FG	3FG	FT	R	F	Pts	A	T	B	S	M
Elder	2-5	1-3	0-0	2	2	5	4	5	0	1	35
Anglin	2-6	0-2	3-7	9	1	7	3	1	0	0	38
Lawson	6-7	1-2	3-5	6	3	16	3	3	0	2	30
McCaffrey	10-17	4-10	5-5	1	2	29	4	3	0	2	34
McMahan	6-8	4-5	5-6	3	2	21	2	1	1	0	21
Beth	0-0	0-0	0-0	0	0	0	0	0	0	0	1
Seckar	0-3	0-2	0-0	2	0	0	2	1	0	0	19
Sheron	0-0	0-0	0-0	0	0	0	0	0	0	0	1
Milburn	0-0	0-0	0-0	0	1	0	0	0	0	0	4
Hall	3-5	0-0	1-2	4	2	7	1	1	1	1	17
Woods	0-0	0-0	0-0	0	0	0	0	0	0	0	2
Totals	29-51	10-24	17-25	30	13	85	19	15	2	5	200

Illinois	FG	3FG	FT	R	F	Pts	A	T	B	S	M
Bennett	6-10	0-0	0-0	5	2	12	0	2	0	1	30
Kaufmann	2-10	1-5	0-0	2	5	5	3	3	0	0	28
Thomas	5-6	0-0	3-6	8	3	13	2	3	1	0	36
Clemons	8-12	1-1	1-2	4	3	18	3	1	0	0	29
Keene	5-16	1-11	0-0	1	2	11	3	2	0	3	25
Harris	0-1	0-1	0-0	1	0	0	0	0	0	0	3
Taylor	0-0	0-0	0-0	0	2	0	0	0	0	0	7
Michael	1-1	1-1	0-0	2	1	3	0	0	0	0	7
Davidson	1-1	0-0	0-0	2	0	2	1	0	0	0	8
Wheeler	1-6	0-4	2-2	4	3	4	2	3	0	1	27
Totals	29-63	4-23	6-10	32	21	68	16	14	1	5	200

Score by Periods	1st	2nd	Total
Illinois	28	40	68
Vanderbilt	39	46	85

FG Percentage: VU 57, UI 46; 3-Point FG Percentage: VU 42, UI 17;
FT Percentage: VU 68, UI 60;
Tournament Seeds: Vanderbilt 3, Illinois 6

Temple 67, Vanderbilt 59

West Regional, Regional Semifinal
March 26, 1993 • Seattle, Wash.

Vanderbilt	FG	3FG	FT	R	F	Pts	A	T	B	S	M
Elder	5-6	1-2	1-1	7	2	12	5	3	0	1	31
Anglin	1-3	1-3	0-0	1	1	3	4	3	0	0	33
Lawson	2-4	0-0	0-0	5	4	4	4	5	0	0	33
McCaffrey	7-15	3-7	0-0	3	3	17	2	4	0	0	32
McMahan	7-11	7-11	0-0	3	1	21	2	1	0	1	33
Hall	1-2	0-0	0-0	3	3	2	0	1	1	0	20
Seckar	0-3	0-3	0-0	0	1	0	1	1	0	1	10
Milburn	0-0	0-0	0-0	2	1	0	0	0	1	0	8
Totals	23-44	12-26	1-1	24	16	59	18	18	2	3	200

Temple	FG	3FG	FT	R	F	Pts	A	T	B	S	M
Jones	13-23	0-4	0-0	5	1	26	2	1	0	2	40
Battie	4-8	0-0	4-4	10	2	12	0	1	0	3	37
Cunningham	0-1	0-0	0-0	1	0	0	0	0	0	1	14
Brunson	3-8	0-3	3-5	3	3	9	1	0	0	2	40
McKie	6-17	1-3	1-3	4	3	14	2	3	1	4	40
Ivey	3-5	0-0	0-1	2	0	6	0	1	0	1	29
Totals	29-62	1-10	8-13	30	9	67	5	6	1	13	200

Score by Periods	1st	2nd	Total
Temple	18	49	67
Vanderbilt	24	35	59

FG Percentage: VU 52, TU 57; 3-Point FG Percentage: VU 46, TU 10;
FT Percentage: VU 100, TU 62;
Tournament Seeds: Vanderbilt 3, Temple 7

Georgetown 70, Vanderbilt 60

West Regional
First Round
March 15, 1991 • Tucson, Ariz.

Vanderbilt	FG	3FG	FT	R	F	Pts	A	T	B	S	M
Elder	2-6	0-0	2-2	4	3	6	4	3	0	2	33
Mayes	2-8	1-4	3-4	5	5	8	1	1	0	0	32
Grant	3-7	0-0	1-1	2	5	7	0	2	1	2	21
Anglin	1-4	0-2	0-0	2	4	2	2	2	0	0	28
Draud	6-16	5-12	5-6	1	2	22	0	0	0	1	32
Milhilland	4-8	0-1	0-0	2	3	8	0	2	0	0	21
Maloney	2-5	1-3	0-0	2	1	5	4	1	0	2	23
Daunic	0-0	0-0	0-0	0	1	0	0	0	0	0	4
Beth	0-0	0-0	0-0	1	1	0	0	0	0	0	3
Benjamin	1-2	0-0	0-0	2	0	2	0	0	0	0	3
Totals	21-56	7-22	11-13	22	25	60	11	11	1	7	200

Georgetown	FG	3FG	FT	R	F	Pts	A	T	B	S	M
Churchwell	2-8	0-0	0-0	3	2	4	5	1	0	1	28
Mourning	7-9	0-0	9-10	8	4	23	3	2	3	1	26
Mutombo	4-8	0-0	6-7	12	2	14	1	5	3	1	38
Brown	6-10	1-2	1-1	7	1	14	4	4	0	1	39
Harrison	4-9	0-2	1-2	3	0	9	0	2	0	0	22
Morgan	0-0	0-0	1-2	3	2	1	1	2	0	0	16
Thompson	0-3	0-0	0-0	1	0	0	1	0	1	1	15
Kelly	2-2	0-0	1-2	0	1	5	0	1	0	0	16
Totals	25-49	1-4	19-24	39	12	70	15	17	7	5	200

Score by Periods	1st	2nd	Total
Vanderbilt	25	35	60
Georgetown	35	35	70

FG Percentage: VU 38, GT 51; 3FG Percentage: VU 32, GT 25;
FT Percentage: VU 85, GT 79
Tournament Seeds: Vanderbilt 9, Georgetown 8

Notre Dame 81, Vanderbilt 65

East Regional
First Round
March 17, 1989 • Providence, R.I.

Vanderbilt	FG	3FG	FT	R	F	Pts	A	T	B	S	M
Booker	3-10	1-3	1-2	1	2	8	1	2	0	1	33
Reid	2-4	0-0	3-3	1	2	7	0	0	0	2	32
Kornet	8-14	0-0	1-5	4	4	17	2	1	0	0	33
Wilcox	4-10	1-2	0-0	2	3	9	4	4	0	1	38
Goheen	4-7	1-1	9-9	5	1	18	3	2	0	2	36
Mayes	0-1	0-0	0-0	4	1	0	1	0	0	0	9
Grant	0-0	0-0	0-0	2	0	0	0	0	0	0	7
Ballestra	1-4	0-0	2-2	2	0	4	1	1	1	0	8
Wheat	0-0	0-0	0-0	1	1	0	0	0	0	0	2
Benjamin	1-1	0-0	0-0	0	0	2	0	0	0	0	1
Milhilland	0-1	0-0	0-0	0	0	0	0	0	0	0	1
Totals	23-52	3-6	16-21	24	14	65	12	10	1	6	200

Notre Dame	FG	3FG	FT	R	F	Pts	A	T	B	S	M
Ellis	8-14	0-0	1-1	18	4	17	1	2	3	0	25
Jackson	6-19	2-6	2-2	4	1	16	6	1	0	1	35
Robinson	3-6	0-0	2-4	8	1	8	0	2	0	0	32
Singleton	2-2	0-0	2-2	2	4	6	7	0	0	1	33
Bennett	3-5	0-0	2-2	1	2	8	2	2	0	1	26
Fredrick	8-12	4-4	0-2	3	2	20	3	1	1	0	19
Tower	1-1	0-0	0-0	1	4	2	0	1	0	1	15
Sweet	1-1	0-0	0-0	0	0	2	1	0	0	0	6
Paddock	1-2	0-0	0-0	0	0	0	0	0	0	0	1
Adkins	0-0	0-0	0-0	0	0	0	0	0	0	0	1
Crawford	0-1	0-0	0-0	0	0	0	0	0	0	0	1
Totals	33-63	6-10	9-13	39							



NCAA BOXSCORES

Vanderbilt 80, Pittsburgh 74 (OT)

Midwest Regional, Second Round
March 20, 1988 • Lincoln, Neb.

Vanderbilt	FG	3FG	FT	R	F	Pts	A	T	B	S	M
Kornet	2-7	0-0	0-1	2	4	4	2	0	0	2	40
Reid	5-11	0-0	2-2	4	0	12	1	0	0	0	37
Perdue	6-11	0-0	3-5	5	5	15	4	1	1	0	36
Booker	6-9	3-6	1-2	5	1	16	1	2	0	0	37
Goheen	6-13	2-3	8-9	5	2	22	3	1	0	2	33
Mays	2-3	2-2	0-0	2	1	6	1	0	0	0	17
Draud	1-3	1-3	2-2	0	0	5	4	1	0	0	16
Grant	0-1	0-0	0-0	0	1	0	0	1	0	0	4
Wilcox	0-1	0-1	0-0	1	0	0	1	0	0	1	5
Totals	28-59	8-15	16-21	27	14	80	17	6	1	5	225

Pittsburgh	FG	3FG	FT	R	F	Pts	A	T	B	S	M
Gore	6-14	1-2	1-1	4	4	14	3	6	0	2	34
Lane	3-5	0-1	2-4	20	3	8	5	6	0	1	44
Smith	7-18	0-1	7-8	10	5	21	1	2	1	0	38
Miller	2-7	1-4	2-2	0	3	7	7	1	0	0	45
Porter	6-10	2-4	0-0	2	1	14	1	0	0	1	26
Matthews	2-3	2-3	2-2	1	2	8	1	0	0	0	15
Bailey	0-0	0-0	0-0	0	0	0	0	0	0	0	3
Totals	26-58	6-15	16-19	42	21	74	18	15	1	4	225

Score by Periods	1st	2nd	OT	Total
Vanderbilt	34	35	11	80
Pittsburgh	34	35	5	74

FG Percentage: VU 48, UP 45; 3-Point FG Percentage: VU 53, UP 45;
FT Percentage: VU 76, UP 84;
Tournament Seeds: Vanderbilt 7, Pittsburgh 2

Kansas 77, Vanderbilt 64

Midwest Regional, Regional Semifinal
March 25, 1988 • Pontiac, Mich.

Vanderbilt	FG	3FG	FT	R	F	Pts	A	T	B	S	M
Kornet	2-5	0-0	0-0	7	2	4	4	5	0	2	29
Reid	1-5	0-0	0-0	5	0	2	1	0	0	0	23
Perdue	7-13	0-0	2-3	8	5	16	1	1	2	0	36
Booker	8-16	6-13	0-0	3	1	22	3	2	1	0	33
Goheen	1-7	0-2	1-2	0	3	3	4	2	0	1	31
Draud	1-3	1-3	1-2	0	4	4	2	1	0	1	13
Mays	0-1	0-1	0-0	0	0	0	2	0	0	0	9
Wilcox	3-4	1-1	0-0	2	2	7	0	3	0	2	11
Grant	1-2	0-0	2-2	0	1	4	0	1	0	0	14
Benjamin	1-1	0-0	0-0	1	0	2	0	0	0	0	1
Totals	25-57	8-20	6-9	26	18	64	17	15	3	6	200

Kansas	FG	3FG	FT	R	F	Pts	A	T	B	S	M
Piper	3-5	0-0	2-2	10	2	8	2	2	0	1	33
Guelder	1-2	0-0	0-0	2	2	2	7	1	0	1	22
Manning	16-29	2-3	4-7	5	2	38	1	5	1	1	29
Pritchard	5-6	1-1	0-2	1	3	11	5	2	1	1	33
Newton	2-7	0-0	0-0	7	2	4	1	1	1	0	23
Barry	2-4	0-1	4-6	3	0	8	3	0	0	0	26
Maddox	0-0	0-0	4-4	0	2	4	1	1	0	0	7
Harris	0-3	0-0	0-0	6	0	0	1	0	0	1	22
Normore	0-0	0-0	0-0	1	0	0	0	0	0	0	3
Minor	0-0	0-0	0-0	0	1	0	0	0	0	0	1
Mattox	1-1	0-0	0-0	0	0	2	0	0	0	1	1
Totals	30-57	3-5	14-21	36	14	77	21	12	3	6	200

Score by Periods	1st	2nd	Total
Vanderbilt	29	35	64
Kansas	41	36	77

FG Percentage: VU 44, KU 53; 3FG Percentage: VU 40, KU 50;
FT Percentage: VU 67, KU 67
Tournament Seeds: Vanderbilt 7, Kansas 6

Marquette 69, Vanderbilt 61

Midwest Regional, Regional Semifinal
March 14, 1974 • Tuscaloosa, Ala.

Vanderbilt	FG	3FG	FT	R	F	Pts	A	T	B	S	M
Fosnes	6-15	-	2-2	4	2	14	0	1	1	2	39
Ford	5-8	-	3-4	1	3	13	3	2	0	0	40
Feher	3-12	-	4-4	4	2	10	0	2	0	1	37
van Breda Kolff	2-5	-	4-4	10	3	8	3	3	1	0	40
Compton	4-13	-	4-4	5	2	12	0	2	0	1	34
Fowler	0-2	-	4-4	0	3	4	0	0	0	0	7
Ligon	0-2	-	0-0	2	0	0	0	0	0	0	3
Totals	20-57	-	21-22	29	15	61	6	10	2	4	200

Marquette	FG	3FG	FT	R	F	Pts	A	T	B	S	M
Lucas	5-18	-	5-6	11	1	15	3	1	1	0	39
Walton	5-5	-	4-4	2	3	14	4	3	0	0	39
Ellis	7-10	-	2-2	9	2	16	1	0	1	1	35
Tatum	7-10	-	0-0	5	5	14	1	2	2	1	23
Wash'ton	2-6	-	0-0	3	2	4	0	4	0	0	23
Delsman	0-0	-	0-0	1	1	0	1	0	0	0	5
Daniels	2-3	-	2-2	0	2	4	0	1	0	1	12
Campbell	0-2	-	0-0	3	2	4	1	1	0	0	20
Others	0-0	-	0-0	0	0	0	0	0	0	0	1
Totals	28-54	-	13-14	36	18	69	11	12	4	3	200

Score by Periods	1st	2nd	Total
Marquette	40	29	69
Vanderbilt	30	31	61

FG Percentage: VU 35, MU 52; FT Percentage: VU 96, MU 93
Tournament Seeds: None
Tournament Notes: 25-team field; Vanderbilt received a first-round bye.

Notre Dame 118, Vanderbilt 88

Midwest Regional
Regional Third Place
March 16, 1974 • Tuscaloosa, Ala.

Vanderbilt	FG	3FG	FT	R	F	Pts	A	T	B	S	M
Fowler	6-14	-	0-0	5	2	12	2	2	0	0	21
Feher	1-7	-	2-2	5	3	4	1	0	0	0	26
van Breda Kolff	2-6	-	2-2	5	2	6	6	1	3	0	31
Ford	4-12	-	1-4	2	0	9	2	0	0	1	32
Fosnes	9-15	-	2-3	10	3	20	1	3	1	1	31
Ligon	4-9	-	0-0	2	2	8	1	2	0	0	14
Compton	7-14	-	1-1	2	15	0	1	0	1	1	17
Chess	0-3	-	1-2	2	0	1	2	0	0	0	8
Moore	4-6	-	3-4	2	3	11	1	3	0	0	12
McSwain	0-0	-	2-2	0	2	2	0	0	0	0	1
Others	0-1	-	0-0	2	0	0	0	0	0	0	2
Totals	37-88	-	14-20	40	19	88	16	12	4	3	200

Notre Dame	FG	3FG	FT	R	F	Pts	A	T	B	S	M
Dantley	12-16	-	5-5	10	3	29	0	3	0	1	30
Novak	8-15	-	0-0	6	3	16	4	4	0	2	35
Shumate	11-14	-	8-8	7	4	30	1	4	2	1	35
Clay	3-4	-	0-0	3	0	6	8	1	0	0	28
Brokaw	8-12	-	4-4	5	1	20	5	0	1	1	33
Martin	0-1	-	0-0	3	1	0	1	1	0	1	12
Paterno	3-10	-	2-2	4	0	8	0	0	0	0	8
Crotty	3-4	-	0-0	2	4	6	0	0	1	0	5
Knight	3-4	-	0-0	2	4	6	0	0	1	0	5
Numicz	0-2	-	0-0	0	1	0	0	0	0	1	7
Schuckman	1-1	-	1-2	1	0	3	0	0	0	0	2
Totals	49-82	-	20-21	48	19	118	20	13	4	7	200

Score by Periods	1st	2nd	Total
Notre Dame	60	58	118
Vanderbilt	44	44	88

FG Percentage: VU 42, ND 60; FT Percentage: VU 70, ND 95
Tournament Seeds: None
Tournament Notes: 25-team field; Vanderbilt received a first-round bye.

Vanderbilt 83, DePaul (78) OT

Midwest Regional
Regional Semifinals
March 12, 1965 • Lexington, Ky.

Vanderbilt	FG	3FG	FT	R	F	Pts	A	T	B	S	M
Grace	4-9	-	3-3	4	5	7	-	-	-	-	-
Taylor	0-2	-	2-3	7	1	2	-	-	-	-	-
Lee	8-20	-	8-10	15	5	24	-	-	-	-	-
Thomas	7-10	-	4-4	6	0	18	-	-	-	-	-
Miller	5-13	-	6-10	1	1	16	-	-	-	-	-
Green	0-2	-	0-0	5	3	0	-	-	-	-	-
Gibbs	0-0	-	0-0	0	0	0	-	-	-	-	-
Calvert	6-8	-	0-1	4	3	12	-	-	-	-	-
Totals	30-64	-	23-31	42	18	83	-	-	-	-	-

DePaul	FG	3FG	FT	R	F	Pts	A	T	B	S	M
Palmer	10-18	-	8-11	19	5	28	-	-	-	-	-
Swanson	4-8	-	1-1	8	5	9	-	-	-	-	-
Mills	3-4	-	1-2	5	5	7	-	-	-	-	-
Murphy	9-25	-	3-4	7	2	21	-	-	-	-	-
Meyer	5-11	-	1-3	4	2	11	-	-	-	-	-
Flanagan	0-3	-	0-0	1	4	0	-	-	-	-	-
Birgells	1-3	-	0-0	2	1	2	-	-	-	-	-
Norris	0-3	-	0-0	1	0	0	-	-	-	-	-
Totals	32-75	-	14-21	47	24	78	-	-	-	-	-

Score by Periods	1st	2nd	OT	Total
Vanderbilt	39	37	7	83
DePaul	32	44	2	78

FG Percentage: VU 47, DU 43; FT Percentage: VU 74, DU 67
Tournament Seeds: None
Tournament Notes: 23-team field; Vanderbilt received a first-round bye.

Michigan 87, Vanderbilt 85

Midwest Regional
Regional Final
March 13, 1965 • Lexington, Ky.



NCAA TEAMS




2012 NCAA Tournament

The 2011-12 Vanderbilt Commodores.
Front Row (L-R): Jordan Smart, Lance Goulbourne, Jeffery Taylor, Festus Ezeli, Steve Tchiengang, Aaron Noll, Brad Tinsley
Back Row: James Siakam, John Jenkins, Rod Odom, Josh Henderson, Shelby Moats, Kedren Johnson, Kyle Fuller, Dai-jon Parker

2011 NCAA Tournament

The 2010-11 Vanderbilt Commodores.
Front Row (L-R): Lance Goulbourne, Andre Walker, Chris Meriwether, Darshawn McClellan, Joe Duffy, Brad Tinsley, Jeffery Taylor.
Back Row (L-R): James Siakam, Jordan Smart, Rod Odom, Josh Henderson, Festus Ezeli, Steve Tchiengang, Aaron Noll, John Jenkins, Kyle Fuller



2010 NCAA Tournament

The 2009-10 Vanderbilt Commodores.
Front Row (L-R): Lance Goulbourne, John Jenkins, Chris Meriwether, Jermaine Beal, Brad Tinsley, Jeffery Taylor, Elliott Cole. **Back Row (L-R):** Jordan Smart, Andre Walker, Joe Duffy, Festus Ezeli, A.J. Ogilvy, Steve Tchiengang, Darshawn McClellan, Aaron Noll.





NCAA TEAMS



2008 NCAA Tournament

The 2007-08 Vanderbilt Commodores.

Front Row (L-R): King Rice, Brad Frederick, Alan Metcalfe, Alex Gordon, Shan Foster, Ross Neltner, Head coach Kevin Stallings, Tom Richardson, Dan Muller. **Back Row (L-R):** Manager Justin Murphy, manager Doug Browne, student trainer Chad Miles, trainer Shannon Gordon, Davis Nwankwo, Elliott Cole, Charles Hinkle, Darshawn McClellan, A.J. Ogilvy, Festus Ezeli, Joe Duffy, Jermaine Beal, George Drake, Keegan Bell, strength and conditioning coach Mark Davis, manager Julio Lupo, manager Alex Bard, manager Sam Ferry

2007 NCAA Tournament

The 2006-07 Vanderbilt Commodores.


Front Row (L-R): King Rice, Brad Frederick, Head Coach Kevin Stallings, Derrick Byars, Ted Skuchas, Dan Cage, Tom Richardson, Dan Muller. **Back Row (L-R):** Student Manager Sam Ferry, Student Manager Alex Bard, Davis Nwankwo, Alex Gordon, Jermaine Beal, Shan Foster, Ross Neltner, Alan Metcalfe, Jejuan Brown, George Drake, Aubrey Hammond, Strength and Conditioning Coach Mark Davis, Athletic Trainer Mike Meyer, Student Manager Geoff Combs and Student Manager Julio Lupo.



2004 NCAA Tournament

The 2003-04 Vanderbilt Commodores.

Front Row (L-R): Jeff Jackson, Brad Frederick, Head Coach Kevin Stallings, Russell Lakey, Matt Freije, Martin Schnedlitz, Scott Hundley, Tom Richardson, Dan Muller, and James Strong. **Back Row (L-R):** Student Manager Simon Lugge, Student Manager Martin Bahar, Student Manager Mike Streams, Student Manager Landon Gibbs, Mario Moore, LaBraun Andrews, Julian Terrell, Ted Skuchas, Dawid Przybyszewski, Corey Smith, Jason Holwerda, Dan Cage, Adam Payton, Academic Counselor Candice Storey, Strength and Conditioning Coach Mark Davis and Athletic Trainer Mike Meyer.





NCAA TEAMS

1997 NCAA Tournament

The 1996-97 Vanderbilt Commodores.

Front Row (L-R): Head Coach Jan van Breda Kolff, Asst. Coach Chris Walker, Atiba Prater, Drew Maddux, Howard Pride, Pax Whitehead, Dan Langhi, Asst. Coach Brian Ayers, Strength Coach Todd Suttles.

Back Row: Athletic Trainer Tom Bossung, Student Athletic Trainer Ben Kamp, Vince Ford, Charlie Bennett, Austin Bates, Gianni Cugini, Billy Di Spaltro, James Strong, Brian Williams, Student Manager Chris Hubbuch, Student Manager Carter Bohn.




1993 NCAA Tournament

The 1992-93 Vanderbilt Commodores.

Front Row (L-R): Assistant Coach Rick Callahan, Assistant Coach Neil Dougherty, Aaron Beth, Dan Hall, Kevin Anglin, Bruce Elder, Chris Lawson, Billy McCaffrey, Head Coach Eddie Fogler, Assistant Coach Jeff Lebo.

Back Row: Student Manager Paul Nixon, Student Manager Kirk Sanders, Chad Sheron, Malik Evans, Chris Woods, Bryan Milburn, Ronnie McMahan, Frank Seckar, Athletic Trainer Paul Federici.




1991 NCAA Tournament

The 1990-91 Vanderbilt Commodores.


Front Row (L-R): Assistant Coach Neil Dougherty, Assistant Coach Rick Callahan, Head Coach Eddie Fogler, Todd Milholland, Steve Grant, Scott Draud, Charles Mayes, Fred Benjamin, Assistant Coach Mark Elliott, Assistant Coach Mike Petrone, Athletic Trainer Paul Federici.

Back Row: Student Manager John Deahl, Aaron Beth, Matt Maloney, Morgan Wheat, Dan Hall, Rob Nunnery, John Amaechi, Bruce Elder, Kevin Anglin, Willy Daunic, Student Manager Jef Fowler.





NCAA TEAMS



1989 NCAA Tournament

The 1988-89 Vanderbilt Commodores.

Front Row (L-R): Head Coach C.M. Newton, Assistant Coach John Bostick, Assistant Coach Ed Martin, Derrick Wilcox, Barry Goheen, Barry Booker, Robbie Graham, Scott Draud, Assistant Coach Mark Elliott, Assistant Coach Mike Petrone, Athletic Trainer Paul Federici.

Back Row: Student Manager Mike Carmody, Kevin Ogiby, Morgan Wheat, Steve Grant, Eric Reid, Todd Milholland, Fred Benjamin, Alberto Ballestra, Frank Kornet, Charles Mayes, James Amsler, Student Manager Sean Smith.

1988 NCAA Tournament

The 1987-88 Vanderbilt Commodores.

Front Row (L-R): Head Coach C.M. Newton, Derrick Wilcox, Scott Draud, Barry Booker, Robert Thoele, Chip Rupp, Barry Goheen, James Amsler, Scott Laughinghouse, Mike Collett, Asst. Coach John Bostick.

Back Row: Student Manager Abb Hayes, Assistant Coach Mark Elliot, Assistant Coach Ed Martin, Steve Grant, Eric Reid, Fred Behjamin, Will Perdue, Frank Kornet, Charles Mays, Athletic Trainer Tim Bream, Assistant Coach Mike Petrone, Student Manager Mike Carmody.



1974 NCAA Tournament

The 1973-74 Vanderbilt Commodores.

Front Row (L-R): Bill Ligon, Bob Chess, Jeff Fosnes, Jan van Breda Kolff, Lee Fowler, Spence Young, Warren McSwain

Back Row: Joe Ford, Butch Feher, Neil DeCourcy, Mike Moore, John Norton, Terry Compton.





NCAA TEAMS



1965 NCAA Tournament

The 1964-65 Vanderbilt Commodores.

Front Row (L-R): John Ed Miller, Head Coach Roy Skinner, Assistant Coach Don Knodel, Kenny Campbell.

Back Row: Athletic Trainer Joe Worden, Garner Petrie, Bob Grace, Ron Green, Wayne Calvert, Keith Thomas, Wayne Taylor, Kenny Gibbs, Clyde Lee, Student Manager John Tarpley.

SEC CHAMPIONSHIP TEAMS



The 2011-12 Vanderbilt Commodores.

Front Row (L-R): Jordan Smart, Lance Goulbourne, Jeffery Taylor, Festus Ezeli, Steve Tchiengang, Aaron Noll, Brad Tinsley

Back Row: James Siakam, John Jenkins, Rod Odom, Josh Henderson, Shelby Moats, Kedren Johnson, Kyle Fuller, Dai-Jon Parker.

The 1992-93 Vanderbilt Commodores.

Front Row (L-R): Assistant Coach Rick Callahan, Assistant Coach Neil Dougherty, Aaron Beth,

Dan Hall, Kevin Anglin, Bruce Elder, Chris Lawson, Billy McCaffrey, Head Coach Eddie Fogler, Assistant Coach Jeff Lebo.

Back Row: Student Manager Paul Nixon, Student Manager Kirk Sanders, Chad Sheron, Malik Evans, Chris Woods, Bryan Milburn, Ronnie McMahan, Frank Seckar, Athletic Trainer Paul Federici.





SEC CHAMPIONSHIP TEAMS



The 1973-74 Vanderbilt Commodores.

Front Row (L-R): Bill Ligon, Bob Chess, Jeff Fosnes, Jan van Breda Kolff, Lee Fowler, Spence Young, Warren McSwain

Back Row: Joe Ford, Butch Feher, Neil DeCourcy, Mike Moore, John Norton, Terry Compton.

The 1964-65 Vanderbilt Commodores.

Front Row (L-R): John Ed Miller, Head Coach Roy Skinner, Assistant Coach Don Knodel, Kenny Campbell.

Back Row: Athletic Trainer Joe Worden, Garner Petrie, Bob Grace, Ron Green, Wayne Calvert, Keith Thomas, Wayne Taylor, Kenny Gibbs, Clyde Lee, Student Manager John Tarpley.



The 1950-51 Vanderbilt Commodores.

Front Row (L-R): Jack Heldman, Bob White, Assistant Coach David Scobey, Head Coach Bob Polk, James Clarke, Bob Dudley Smith, Athletic Trainer Joe Worden

Back Row (L-R): George McChesney, George Kelley, David Karkdokus, Albert Weiss, Bucky Herring, Gene Southwood, Manager Harold Lovell.





NIT BOXSCORES

2006 NIT

Notre Dame 79, Vanderbilt 69

First Round

March 15, 2006 • South Bend, Ind.

Vanderbilt	FG	3FG	FT	R	F	Pts	A	T	B	S	M
Carroll, f	4-10	0-0	0-0	7	5	8	5	2	0	4	26
Foster, f	1-9	0-7	2-2	1	2	4	1	1	0	0	25
Terrell, f	8-10	0-0	0-2	4	5	16	1	2	1	1	27
Gordon, g	2-4	2-4	2-2	0	0	8	1	2	0	0	18
Byars, g	8-17	2-8	0-1	6	4	18	2	3	0	1	37
Moore	1-5	0-2	0-1	3	1	2	7	1	0	0	22
Metcalfe	1-3	0-1	0-0	5	1	2	0	0	0	0	12
Hammond	0-0	0-0	0-0	0	0	0	0	0	0	0	0+
Cage	3-7	3-6	2-2	3	1	11	1	0	0	0	30
Skuchas	0-0	0-0	0-0	1	1	0	0	0	0	0	3
Team				2							
Totals	28-65	7-28	6-10	32	20	69	18	11	1	6	200

Notre Dame	FG	3FG	FT	R	F	Pts	A	T	B	S	M
Kurz, f	2-4	1-1	4-4	9	0	9	2	0	1	1	35
Francis, f	10-14	0-0	3-5	11	4	23	2	2	0	1	35
Quinn, g	5-12	2-6	3-4	4	2	15	9	2	0	1	37
Falls, g	4-9	4-8	3-5	2	1	15	2	1	0	0	35
Carter, g	2-3	1-2	3-4	4	3	8	3	4	0	2	29
Cornett	1-2	0-0	0-0	1	3	2	0	1	0	0	7
McAlarney	3-5	1-2	0-0	0	1	7	0	4	0	3	21
Ayers	0-0	0-0	0-0	0	0	0	0	0	0	0	1
Team				3							
Totals	27-49	9-19	16-22	34	14	79	18	15	1	8	200

By Periods	1	2	F
Vanderbilt	35	34	69
Notre Dame	38	41	79

FG Percentage: VU 43.1, ND 55.1;
 3-Point FG Percentage: VU 25.0, ND 47.4;
 FT Percentage: VU 60.0, ND 72.7; Attendance: 3,314

2005 NIT

Vanderbilt 67, Indiana 60

First Round

March 16, 2005 • Bloomington, Ind.

Vanderbilt	FG	3FG	FT	R	F	Pts	A	T	B	S	M
Carroll, f	4-6	1-1	0-0	3	2	9	0	1	0	1	23
Foster, f	3-7	2-4	3-4	3	4	11	0	2	1	0	32
Terrell, f	3-7	0-0	2-4	5	2	8	4	4	1	1	28
Moore, g	2-3	0-1	0-0	5	2	4	4	3	0	3	32
Smith, g	8-14	1-3	8-9	5	4	25	3	3	0	0	35
Gordon	1-2	1-1	1-2	2	0	4	0	0	0	0	7
Holwerda	3-5	0-0	0-0	4	2	6	4	1	0	0	29
Przyby	0-3	0-3	0-0	0	0	0	1	0	0	0	8
Skuchas	0-1	0-0	0-0	1	4	0	0	3	1	0	6
Team				4							
Totals	24-48	5-13	14-19	32	20	67	16	17	3	5	

Indiana	FG	3FG	FT	R	F	Pts	A	T	B	S	M
White, f	3-6	0-0	0-0	5	2	6	0	1	2	1	26
Vaden, f	3-6	0-1	7-7	4	3	13	0	4	0	2	31
Wright, g	7-15	2-7	1-2	4	2	17	1	2	1	1	34
Wilmont, g	1-6	0-1	2-4	7	4	4	0	1	1	1	27
Strckind, g	3-10	1-5	3-5	2	1	10	3	2	0	1	38
Ewing	0-2	0-0	0-0	2	2	0	0	2	0	1	8
Hardy	3-6	0-1	1-2	2	1	7	0	0	0	1	16
Suhr	1-3	1-2	0-0	2	2	3	0	0	0	0	12
Ratliff	0-2	0-1	0-0	0	0	0	1	1	0	0	7
Roberts	0-0	0-0	0-0	0	0	0	0	0	0	0	1
Team				4							
Totals	21-56	4-18	14-20	32	17	60	5	13	4	8	

By Periods	1	2	F
Vanderbilt	31	36	67
Indiana	26	34	60

FG Percentage: VU 50.0, IU 37.5;
 3-Point FG Percentage: VU 38.5, IU 22.2;
 FT Percentage: VU 73.7, IU 70.0; Attendance: 5,113

Vanderbilt 65, Wichita St. 63

Second Round

March 21, 2005 • Nashville, Tenn.

Vanderbilt	FG	3FG	FT	R	F	Pts	A	T	B	S	M
Couisnrd, f	4-7	0-3	3-3	7	3	11	2	0	0	2	29
Howard, f	2-7	0-1	3-6	7	3	7	1	3	1	1	33
Miller, c	4-9	0-0	5-6	6	2	13	0	2	0	1	30
Burns, g	3-9	1-4	4-4	6	1	11	1	1	0	0	32
Liberty, g	0-1	0-1	0-1	0	1	0	0	2	1	0	15
Ogirri	2-6	2-5	1-2	0	0	7	2	1	0	0	16
Braeuer	4-4	3-3	0-0	0	1	11	1	2	0	0	18
Wilson	1-3	0-0	0-0	4	4	2	0	3	0	0	14
Kampman	0-1	0-1	1-2	0	0	1	0	1	0	0	11
Walls	0-0	0-0	0-0	0	0	0	0	0	0	0	2
Team				6							
Totals	20-47	6-18	17-24	36	15	63	7	15	2	4	

Vanderbilt	FG	3FG	FT	R	F	Pts	A	T	B	S	M
Foster, f	3-8	2-5	1-2	1	1	9	2	1	0	0	31
Terrell, f	5-11	0-0	4-7	14	3	14	2	4	2	2	34
Smith, f	3-6	0-1	1-3	2	4	7	3	2	0	1	30
Moore, g	10-21	9-16	2-2	3	2	31	1	0	0	0	31
Carroll, g	1-3	0-1	0-0	8	2	2	1	0	1	0	24
Gordon	0-2	0-1	0-0	0	2	0	0	0	0	0	8
Holwerda	0-1	0-0	0-0	1	4	0	2	2	0	2	17
Przyby	0-1	0-1	0-0	0	0	0	0	0	0	0	7
Cage	1-2	0-1	0-0	1	2	2	1	1	0	2	12
Skuchas	0-1	0-0	0-0	1	0	0	0	1	1	0	6
Team				4							
Totals	23-56	11-26	8-14	31	20	65	12	11	4	7	

By Periods	1	2	F
Wichita State	23	40	63
Vanderbilt	32	33	65

FG Percentage: WSU 42.6, VU 41.1;
 3-Point FG Percentage: WSU 33.3, VU 42.3;
 FT Percentage: WSU 70.8, VU 57.1; Attendance: 5,354

Memphis 81, Vanderbilt 68

Third Round

March 23, 2005 • Memphis, Tenn.

Vanderbilt	FG	3FG	FT	R	F	Pts	A	T	B	S	M
Carroll, f	2-5	1-1	0-0	1	2	5	1	1	0	2	18
Foster, f	9-17	6-11	1-1	3	2	25	0	0	0	0	36
Terrell, f	3-7	0-0	5-6	6	5	11	2	2	1	0	19
Moore, g	3-10	1-6	1-2	2	2	8	3	3	0	1	33
Smith, g	3-11	0-3	0-0	3	4	6	4	1	0	4	33
Gordon	1-5	0-2	0-0	2	0	2	1	0	0	1	7
Holwerda	1-2	0-1	2-2	2	4	4	2	2	0	0	19
Metcalfe	0-1	0-1	0-0	0	0	0	0	0	0	0	1
Przyby	2-5	1-3	0-1	4	1	5	1	2	0	0	17
Cage	0-0	0-0	0-0	0	2	0	1	1	0	0	8
Skuchas	1-1	0-0	0-2	2	3	2	1	0	1	0	9
Team				2							
Totals	25-64	9-28	9-14	27	25	68	16	12	2	8	

Memphis	FG	3FG	FT	R	F	Pts	A	T	B	S	M
Erwin, f	2-5	0-0	6-6	15	2	10	1	3	3	1	30
Barclay, f	1-2	0-0	0-0	8	1	2	1	1	0	0	25
Hunt, g	2-6	0-2	0-0	1	1	4	0	1	0	0	10
Rice, g	4-10	2-6	1-3	3	1	11	1	2	0	2	36
Wshngtn, g	5-8	1-1	12-13	1	3	23	7	5	0	3	35
Williams	1-4	0-0	0-0	4	2	2	1	2	0	0	22
Thiero	0-0	0-0	0-0	0	0	0	0	0	0	0	1
Carney	8-13	2-3	8-9	2	3	26	0	0	3	1	31
Njoya	0-0	0-0	0-0	0	0	0	0	0	0	0	1
Dorsey	1-1	0-0	1-2	3	4	3	0	2	2	1	9
Team				3							
Totals	24-49	5-12	28-33	40	17	81	11	16	8	8	

By Periods	1	2	F
Vanderbilt	29	39	68
Memphis	36	45	81

FG Percentage: VU 39.1, UM 49.0;
 3-Point FG Percentage: VU 32.1, UM 41.7;
 FT Percentage: VU 64.3, UM 84.8;
 Attendance: 9,770

2002 NIT

Vanderbilt 59, Houston 50

First Round

March 13, 2002 • Nashville, Tenn.

Houston	FG	3FG	FT	R	F	Pts	A	T	B	S	M
Truscott	5-15	0-2	3-5	12	0	13	2	2	0	0	38
Williams	2-7	1-3	0-0	11	4	5	0	2	1	1	25
Okafor	3-13	0-0	3-10	9	1	9	1	2	0	1	35
Smith	3-12	2-5	1-1	4	4	9	2	2	0	0	34
Oliver	3-8	0-3	2-2	2	4	8	1	1	0	0	35
McGuire	0-2	0-0	0-0	2	1	0	1	0	1	0	8
Shelton	2-3	2-3	0-0	4	2	6	1	2	0	0	25
Team				2							
Totals	18-60	5-16	9-18	46	16	50	8	11	2	2	200

Vanderbilt



NIT BOXSCORES

2000 NIT

Wake Forest 83, Vanderbilt 68

First Round

March 14, 2000 • Nashville, Tenn.

Wake Forest	FG	3FG	FT	R	F	Pts	A	T	B	S	M
Howard	7-13	2-6	1-3	5	1	17	1	1	3	1	29
Songaila	4-7	0-0	3-3	3	4	11	1	2	1	1	14
Vidaurreta	3-6	0-0	0-1	9	5	6	0	3	1	3	29
O'Kelley	2-10	0-7	0-0	1	1	4	4	0	0	1	29
Murray	1-2	0-0	0-0	2	1	2	3	2	0	0	23
Hicks	2-3	1-2	1-2	2	2	6	3	1	0	1	10
Fitzpatrick	0-0	0-0	0-0	0	0	0	0	0	0	0	1
Fuller	0-0	0-0	0-0	0	0	0	0	0	0	0	1
Scott	6-7	0-0	0-0	1	4	12	0	0	2	0	13
Dawson	7-11	4-7	1-1	7	1	19	4	1	0	0	27
Shoemaker	3-4	0-0	0-0	8	3	6	3	2	0	0	24
TEAM						1					
Totals	35-63	7-22	6-10	39	22	83	19	12	7	7	200

Vanderbilt	FG	3FG	FT	R	F	Pts	A	T	B	S	M
Williams	2-7	0-1	4-6	7	3	8	0	0	0	0	23
Langhi	6-16	1-3	7-7	6	3	20	2	3	0	0	36
LaPointe	4-8	1-1	2-4	2	0	11	1	1	0	1	20
Prater	5-7	0-1	1-2	2	1	11	3	2	0	0	36
Strong	0-5	0-0	0-2	2	2	0	4	3	0	1	33
Coulibaly	1-2	0-0	0-0	4	1	2	0	2	0	0	7
Howard	6-15	4-10	0-0	4	1	16	0	1	0	0	33
Jones	0-1	0-1	0-0	0	0	0	1	0	0	0	12
TEAM						5					
Totals	24-61	6-17	14-21	32	11	68	11	12	0	2	200
By Periods	1	2	F								
Wake Forest	39	44	83								
Vanderbilt	31	37	68								

FG Percentage: WFU 55.6, VU 39.3;
3FG Percentage: WFU 31.8,
VU 35.3; FT Percentage: WFU 60.0, VU 66.7; Attendance: 3,965

1998 NIT

Vanderbilt 73, St. Bonaventure 61

First Round

March 11, 1998 • Nashville, Tenn.

St. Bonaventure	FG	3FG	FT	R	F	Pts	A	T	B	S	M
Singleton	2-6	2-5	3-3	3	4	9	3	4	1	2	32
Durham	1-4	0-0	0-0	3	3	2	1	0	0	4	23
Cyrus	2-4	0-0	2-2	5	4	6	0	3	1	0	35
Palmer	6-14	0-3	3-6	5	5	15	2	3	0	0	33
Winn	4-10	1-7	1-2	2	5	10	3	2	0	1	36
Capers	6-9	2-4	2-2	3	1	16	0	3	0	1	18
King	0-1	0-1	1-2	1	0	1	0	0	0	0	1
Van Paassen	1-2	0-0	0-0	1	3	2	0	2	0	0	12
Lumsdon	0-0	0-0	0-0	2	1	0	1	0	0	0	10
TEAM						2	1				0
Totals	22-50	5-20	12-17	27	27	61	10	17	2	8	200

Vanderbilt	FG	3FG	FT	R	F	Pts	A	T	B	S	M
Ford	2-5	0-2	4-4	3	0	8	2	1	0	4	28
LaPointe	2-6	0-0	6-6	6	3	10	1	3	1	0	26
Bates	6-10	0-0	2-4	7	4	14	0	3	1	1	33
Strong	1-4	1-3	2-4	1	2	5	3	3	1	0	27
Maddux	3-8	1-6	6-8	4	0	15	7	5	0	1	39
A. Williams	2-5	0-0	1-2	5	3	5	0	0	0	0	16
Langhi	6-11	1-3	3-4	2	1	16	1	0	0	1	31
TEAM						4					0
Totals	22-49	3-14	26-33	32	13	73	14	15	3	7	200

By Periods	1	2	F
SBU	25	36	61
Vanderbilt	26	47	73

FG Percentage: VU 44, SB 45; 3FG Percentage: VU 25, SB 21;
FT Percentage: VU 71, SB 79 Attendance: 2,311

Vanderbilt 72, Wake Forest 68

Second Round

March 17, 1998 • Winston-Salem, N.C.

Vanderbilt	FG	3FG	FT	R	F	Pts	A	T	B	S	M
Ford	1-5	0-1	0-0	5	1	2	3	0	1	1	34
LaPointe	2-3	0-1	2-4	0	4	6	0	0	0	0	16
Bates	5-12	0-0	1-3	9	4	11	1	1	0	0	30
Strong	3-6	0-1	5-6	3	0	11	3	1	0	1	35
Maddux	5-13	2-5	5-5	3	2	17	3	3	0	0	40
A. Williams	2-5	0-0	2-3	6	1	6	0	0	0	0	15
Langhi	6-10	2-4	5-5	9	2	19	1	3	1	0	30
TEAM						4					1
Totals	24-54	4-12	20-26	39	14	72	11	9	2	2	200

Wake Forest	FG	3FG	FT	R	F	Pts	A	T	B	S	M
Arinze	3-7	0-0	1-2	6	3	7	2	2	0	0	26
Shoemaker	2-3	0-0	0-0	2	3	4	0	1	1	0	26
Vidaurreta	4-6	0-0	0-1	7	2	8	1	0	1	1	36
O'Kelley	4-11	2-6	1-2	0	2	11	2	1	0	1	31
Rutland	5-13	3-8	2-2	1	2	15	6	0	0	0	36
Goolsby	2-8	2-8	2-4	6	1	8	3	0	2	0	19
Braswell	5-9	2-5	0-0	2	5	12	2	0	0	1	18
Amonett	1-2	1-2	0-0	3	2	3	0	0	0	0	8
Totals	26-59	10-29	6-11	28	20	68	16	4	4	3	200

By Periods	1	2	F
Vanderbilt	35	37	72
Wake Forest	34	34	68

FG Percentage: VU 44, WF 44; 3FG Percentage: VU 33, WF 35;
FT Percentage: VU 77, WF 55; Attendance: 8,713

Georgia 79, Vanderbilt 65

Third Round

March 19, 1998 • Athens, Ga.

Vanderbilt	FG	3FG	FT	R	F	Pts	A	T	B	S	M
Ford	3-8	2-2	2-2	5	1	10	3	6	0	1	30
LaPointe	3-5	0-1	0-0	1	3	6	1	0	0	0	17
Bates	2-6	0-0	5-6	5	5	9	1	3	0	1	29
Strong	4-7	0-0	2-2	3	3	10	0	3	0	3	32
Maddux	6-17	5-12	2-2	7	2	19	7	2	0	1	39
Prater	0-0	0-0	0-0	0	0	0	0	0	0	0	16
Cugini	0-0	0-0	0-0	0	0	0	0	0	0	0	1
A. Williams	0-2	0-0	0-0	4	3	0	0	0	0	0	9
Langhi	5-11	0-4	1/3	8	3	11	1	2	1	0	27
TEAM						4					1
Totals	23-56	7-19	12-15	37	20	65	13	17	1	6	200

Georgia	FG	3FG	FT	R	F	Pts	A	T	B	S	M
J. Jones	9-18	2-6	0-0	12	2	20	0	2	2	1	36
Chadwick	2-7	0-2	2-2	5	3	6	2	4	1	2	25
Brown	2-3	0-0	5-5	3	3	9	0	0	0	0	18
Smith	1-7	0-4	3-5	3	0	5	11	1	1	3	37
Harrison	3-11	2-6	2-2	2	0	10	2	2	0	3	29
A. Jones	1-2	0-1	0-0	0	2	2	1	0	0	0	4
Ransom	2-2	1-1	0-0	4	1	5	0	0	0	0	16
Hall	5-5	0-0	2-4	4	2	12	0	1	1	0	18
Dukes	3-9	2-7	2-3	1	1	10	1	1	0	0	16
Dryden	0-1	0-1	0-0	0	0	0	0	0	0	0	1
Totals	28-65	7-28	16-21	38	14	79	17	11	5	9	200

By Periods	1	2	F
Vanderbilt	32	33	65
Georgia	31	48	79

FG Percentage: VU 41, UG 43; 3FG Percentage: VU 37, UG 25;
FT Percentage: VU 80, UG 76; Attendance: 4,312

1996 NIT

Vanderbilt 86, Ark.-Little Rock 80

First Round

March 13, 1996 • Nashville, Tenn.

Ark.-Little Rock	FG	3FG	FT	R	F	Pts	A	T	B	S	M
Smith	3-8	1-2	0-0	4	4	7	2	3	0	0	28
Stephens	5-8	1-1	2-3	5	3	13	1	3	0	2	30
Dobbins	11-15	0-0	4-9	7	5	26	0	2	2	0	26
Fisher	1-6	0-2	4-5	3	3	6	7	5	0	3	39
Dixon	7-15	2-5	1-1	2	3	17	1	3	0	1	36
Wesley	2-5	0-1	1-1	4	2	5	1	0	0	1	20
Dnd'son	3-4	0-0	0-2	1	4	6	0	0	0	1	18
Totals	32-61	4-11	12-21	31	24	80	13	17	2	8	200

Vanderbilt	FG	3FG	FT	R	F	Pts	A	T	B	S	M
Pride	4-7	2-4	0-0	2	4	10	0	2	0	0	27
Seckar	9-15	5-10	2-2	4	1	25	4	3	0	2	37
Evans	5-10	0-0	7-8	6	3	17	1	2	2	1	31
Maddux	2-8	0-3	5-6	4	1	9	4	1	0	1	35
Cugini	0-0	0-0	0-2	2	2	0	0	1	0	1	8
Bates	3-6	0-0	0-0	2	2	6	2	3	1	0	17
DiSpaltro	2-2	0-0	4-6	3	4	8	0	1	0	1	24
Whitehead	3-5	0-0	5-6	4	2	11	0	4	0	3	21
Totals	28-53	7-17	23-30	30	19	86	11	17	3	9	200

By Periods	1	2	F
------------	---	---	---



NIT BOXSCORES

1994 NIT - NIT Runner-Up Vanderbilt 77, Oklahoma 67

First Round

March 16, 1994 • Norman, Okla.

Vanderbilt	FG	3FG	FT	R	F	Pts	A	T	B	S	M
McCaffrey	7-16	0-1	2-2	3	0	16	2	4	0	2	36
Lawson	5-9	0-0	1-3	8	3	11	3	3	0	0	29
Hall	2-4	0-0	0-0	5	4	4	1	1	0	0	13
Seckar	4-11	3-7	0-0	0	2	11	4	3	0	2	34
Sheron	3-7	2-6	3-4	2	0	11	1	0	0	0	23
McMahan	3-7	2-4	2-2	1	0	10	5	0	2	3	25
Milburn	4-6	0-0	4-6	11	1	12	0	2	2	0	28
Evans	0-2	0-0	2-2	2	0	2	1	0	0	0	4
Woods	0-0	0-0	0-0	1	4	0	0	1	0	0	7
Bates	0-0	0-0	0-0	0	0	0	0	0	0	0	1
Totals	28-62	7-18	14-19	39	14	77	17	14	4	7	200

Oklahoma	FG	3FG	FT	R	F	Pts	A	T	B	S	M
Minor	10-17	1-4	0-0	9	4	21	2	0	0	1	37
Webster	11-22	0-0	1-2	8	1	23	1	2	0	1	36
Ontjes	1-3	0-0	0-0	0	5	2	4	3	0	2	29
Curry	3-10	0-5	0-1	5	2	6	5	3	0	2	33
Conley	6-11	0-0	2-3	7	3	14	0	2	0	0	24
Yanish	0-0	0-0	0-0	0	1	0	0	0	0	0	4
Lewis	0-6	0-3	1-2	6	2	1	2	2	0	0	27
Barnes	0-1	0-1	0-0	1	0	0	1	1	0	0	3
Mayden	0-2	0-0	0-2	2	0	0	0	0	0	0	6
Aixndr	0-0	0-0	0-0	0	1	0	0	0	0	0	2
Totals	31-72	1-13	4-10	41	19	67	15	13	0	6	200

By Periods	1	2	F
Vanderbilt	30	47	77
Oklahoma	34	33	67

FG Percentage: VU 45, OU 40; 3FG Percentage: VU 39, OU 8; FT Percentage: VU 74, OU-40; Attendance: 5,600

Vanderbilt 78, New Orleans 59

Second Round

March 21, 1994 • Nashville, Tenn.

New Orleans	FG	3FG	FT	R	F	Pts	A	T	B	S	M
Madison	4-14	1-9	1-2	3	3	10	1	0	0	0	29
Simon	7-19	0-0	1-2	16	3	15	2	2	0	1	34
McDnld	2-3	0-0	1-2	4	4	5	0	1	0	0	17
Mason	2-9	0-0	3-4	4	5	7	2	3	0	1	28
Williams	1-7	1-3	0-0	3	2	3	2	3	0	1	30
Matthews	1-5	0-4	0-0	2	0	2	1	2	0	3	19
Willghby	6-11	0-5	3-3	7	0	15	0	0	0	2	27
Inman	1-1	0-0	0-0	0	0	2	0	1	0	0	3
Smith	0-2	0-2	0-0	1	0	0	1	0	0	0	11
Conerly	0-0	0-0	0-0	0	0	0	0	0	0	0	1
Zelenbaba	0-0	0-0	0-0	0	0	0	1	0	0	0	1
Totals	24-71	2-23	9-13	44	17	59	10	12	0	8	200

Vanderbilt	FG	3FG	FT	R	F	Pts	A	T	B	S	M
Seckar	3-4	1-1	3-3	3	2	10	7	0	0	3	30
McCaffrey	8-14	2-3	2-2	3	1	20	2	5	0	1	33
McMahan	4-9	1-3	0-1	2	0	9	4	0	0	0	31
Hall	3-6	0-0	0-2	5	2	6	2	2	0	1	21
Lawson	8-14	0-0	2-4	4	1	18	1	0	1	1	26
Woods	1-2	0-0	1-1	2	0	3	0	0	2	0	10
Milburn	0-3	0-0	2-2	8	1	2	2	1	1	0	20
Sheron	1-1	1-1	0-0	0	2	3	0	1	0	0	10
Evans	1-3	0-1	2-2	1	3	4	0	1	0	0	10
Beth	1-2	1-2	0-0	1	1	3	3	1	0	0	5
Bates	0-0	0-0	0-0	0	0	0	0	0	0	0	2
Pride	0-0	0-0	0-0	1	0	0	1	0	0	0	2
Totals	30-58	6-11	12-17	35	13	78	22	11	4	6	200

By Periods	1	2	F
New Orleans	23	36	59
Vanderbilt	36	42	78

FG Percentage: UNO 34, VU 52; 3FG Percentage: UNO 9, VU 55; FT Percentage: UNO 69, VU 71; Attendance: 6,639

Vanderbilt 89, Clemson 74

Third Round

March 23, 1994 • Nashville, Tenn.

Clemson	FG	3FG	FT	R	F	Pts	A	T	B	S	M
Gray	10-20	1-3	3-6	10	5	24	2	3	0	1	36
Ragland	4-5	0-1	0-0	1	1	8	0	1	0	0	21
Wright	5-11	0-1	5-5	6	4	15	0	2	2	0	25
Richie	0-4	0-1	2-2	0	4	2	6	2	0	2	26
Brown	5-11	4-6	0-0	2	2	14	2	1	0	1	35
Code	0-3	0-2	0-0	2	1	0	1	1	0	1	14
Bck'ham	3-4	0-0	2-6	6	5	8	1	1	0	0	17
Martin	0-1	0-1	0-0	0	0	0	0	0	0	0	4
Wallace	1-9	1-8	0-0	3	1	3	0	0	0	0	22
Totals	24-71	2-23	9-13	44	17	59	10	12	0	8	200

Vanderbilt	FG	3FG	FT	R	F	Pts	A	T	B	S	M
Seckar	5-5	4-4	1-2	4	2	15	5	1	0	2	33
McCaffrey	10-14	4-4	3-3	0	2	27	4	1	0	2	33
McMahan	5-14	1-8	1-1	4	1	12	4	3	0	0	33
Hall	2-3	0-0	0-1	4	3	4	3	2	3	2	20
Lawson	5-7	0-0	6-7	4	4	16	1	3	0	0	34
Evans	3-5	0-0	2-4	6	1	8	2	2	0	0	17
Milburn	1-1	0-0	1-2	3	2	3	2	3	1	0	19
Woods	0-0	0-0	0-0	0	3	0	0	0	0	0	6
Sheron	0-1	0-0	0-0	0	0	0	0	0	0	0	2
Beth	0-0	0-0	3-4	0	0	3	0	0	0	0	1
Bates	0-1	0-0	0-0	1	0	0	0	0	0	0	1
Pride	0-0	0-0	1-2	2	0	1	0	0	0	0	1
Totals	31-51	9-16	18-26	33	18	89	22	13	3	7	200

By Periods	1	2	F
Clemson	33	41	74
Vanderbilt	49	40	89

FG Percentage: CU 41, VU 61; 3FG Percentage: CU 26, VU 56; FT Percentage: CU 63, VU 69; Attendance: 5,327

Vanderbilt 82, Kansas State 76

National Semifinal

March 28, 1994 • New York, N.Y.

Vanderbilt	FG	3FG	FT	R	F	Pts	A	T	B	S	M
Seckar	2-3	0-1	1-3	3	2	5	4	3	0	2	37
McCaffrey	8-14	2-3	10-10	4	3	28	5	3	0	1	37
Hall	0-1	0-0	1-2	4	3	1	0	2	1	0	19
McMahan	9-16	3-7	6-6	2	4	27	4	1	0	0	39
Lawson	5-8	0-0	7-11	5	3	17	0	2	0	0	33
Milburn	0-0	0-0	0-0	3	4	0	0	0	0	0	17
Evans	0-0	0-0	0-0	0	0	0	0	1	0	0	5
Woods	0-0	0-0	0-0	0	3	0	0	0	1	0	7
Sheron	2-3	0-0	0-0	1	1	4	0	0	0	0	6
Totals	26-46	5-11	25-32	29	23	82	13	12	2	3	200

Kansas State	FG	3FG	FT	R	F	Pts	A	T	B	S	M
Davis	2-11	1-2	5-7	8	3	10	0	0	0	0	30
Noland	3-7	1-2	3-4	4	4	10	1	0	0	5	31
Cn'ham	5-7	1-1	1-4	7	5	12	2	4	0	0	35
Beane	5-14	5-9	4-4	4	3	19	1	0	0	0	37
Jones	4-11	1-6	8-8	5	4	17	3	5	0	0	31
Lucas	1-3	0-0	3-4	1	1	5	2	0	0	0	16
Gavin	0-1	0-1	0-0	2	5	0	0	1	0	0	13
Hm'ton	1-2	0-0	0-0	1	0	2	0	0	0	0	4
Hill	0-0	0-0	1-2	0	1	1	0	1	0	0	3
Warta	0-0	0-0	0-0	0	0	0	0	0	0	0	0
Totals	21-56	9-21	25-33	35	26	76	9	12	0	5	200

By Periods	1	2	F
Vanderbilt	32	50	82
Kansas St.	29	47	76

FG Percentage: VU 57, KS 38; 3FG Percentage: VU 46, KS 43; FT Percentage: VU 78, KS 76

Villanova 80, Vanderbilt 73

National Final

March 30, 1994 • New York, N.Y.

Vanderbilt	FG	3FG	FT	R	F	Pts	A	T	B	S	M
Seckar	10-17	8-12	2-3	3	2	30	4	3	0	1	39
McCaffrey	2-11	1-3	0-0	4	2	5	4	2	0	1	36
Hall	1-4	0-0	0-0	6	3	2	3	1	0	0	22
McMahan	6-12	3-7	5-5	8	3	20	2	2	2	2	35
Lawson	7-12	0-0	2-4	6	2	16	1	1	0	0	33
Milburn	0-2	0-0	0-0	1	2	0	0	1	1	0	23
Evans	0-1	0-0	0-0	1	0	0	0	2	0	0	3
Woods	0-1	0-0	0-2	2	0	0	0	0	0	0	2
Sheron	0-1	0-0	0-0	2	0	0	0	0	0	0	7
Totals	26-61	12-22	9-14	39	14	73	14	13	3	4	200

Villanova	FG	3FG	FT	R	F	Pts	A	T	B	S	M
Eberz	6-14	2-9	2-2	7	2	16	0	2	1	0	39



NIT BOXSCORES

1990 NIT

NIT Champions

Vanderbilt 98, La. Tech 90 (OT)

First Round

March 17, 1990 • Nashville, Tenn.

Louisiana Tech	FG	3FG	FT	R	F	Pts	A	T	B	S	M
Dade	4-7	0-0	2-6	3	5	10	1	3	0	0	31
Powell	7-10	0-0	3-4	6	2	17	5	3	0	3	40
Bwman	3-5	0-0	1-2	1	5	7	1	2	1	0	15
Guillory	2-5	1-2	2-3	6	5	7	6	5	0	2	38
Gibbs	11-16	6-10	3-3	3	2	31	2	2	0	1	36
Mason	0-1	0-0	0-0	1	1	0	0	2	0	0	8
G'smith	1-2	0-0	0-0	0	4	2	0	2	0	0	10
Crawford	0-0	0-0	0-0	0	1	0	0	0	0	0	5
Brown	6-12	0-0	2-2	9	5	14	2	1	1	1	33
Sprding	0-0	0-0	2-2	0	1	2	2	0	0	0	9
Totals	34-58	7-12	15-22	30	31	90	19	20	2	7	225

Vanderbilt	FG	3FG	FT	R	F	Pts	A	T	B	S	M
Anglin	2-8	0-2	1-3	1-0	1	5	6	0	0	3	31
Grant	4-6	0-0	1-3	6	5	9	1	2	2	2	24
Reid	6-15	0-0	5-8	11	5	17	1	3	0	1	32
Wilcox	4-9	4-5	5-6	2	1	17	3	4	0	0	38
Draud	6-13	1-5	9-11	1	2	22	1	1	0	0	27
Milholland	3-10	0-0	4-4	4	3	10	1	2	0	0	31
Wheat	4-6	1-1	2-3	5	2	11	2	1	0	0	22
Mayes	2-3	1-2	2-2	3	2	7	0	1	0	0	20
Totals	31-70	7-15	29-40	44	21	98	15	15	2	6	225

By Periods	1	2	OT	F
La. Tech	40	40	10	90
Vanderbilt	27	53	18	98

FG Percentage: LT 59, VU 44; 3FG Percentage: LT 58, VU 47; FT Percentage: LT 68, VU 73; Attendance: 6,659

Vanderbilt 89, Tennessee 85

Second Round

March 19, 1990 • Nashville, Tenn.

Tennessee	FG	3FG	FT	R	F	Pts	A	T	B	S	M
Houston	12-22	5-11	2-2	4	2	31	5	3	0	0	39
Reese	0-0	0-0	0-0	2	3	0	1	1	0	0	15
Lockhart	11-14	0-0	1-2	7	4	23	0	1	2	4	33
Price	2-4	0-1	0-0	4	3	4	7	2	0	0	37
Bell	6-13	3-6	4-4	2	3	19	0	1	0	2	32
Taylor	0-0	0-0	0-0	0	0	0	0	1	0	0	1
Wiseman	1-4	0-2	0-0	0	1	2	2	0	0	0	12
Curry	1-2	0-0	1-1	5	1	3	0	1	0	0	13
Groves	0-1	0-0	3-4	2	5	3	1	2	0	1	18
Totals	33-60	8-20	11-13	30	22	85	16	12	2	7	200

Vanderbilt	FG	3FG	FT	R	F	Pts	A	T	B	S	M
Anglin	2-3	0-1	7-8	3	2	11	2	2	0	2	30
Grant	5-6	0-0	0-1	5	1	10	2	3	0	0	26
Reid	4-10	0-0	2-3	6	1	10	1	1	0	0	30
Wilcox	7-11	4-6	8-8	4	2	26	6	1	0	0	33
Draud	3-12	3-7	0-0	0	3	9	3	0	0	1	26
Milholland	8-13	2-3	0-0	7	3	18	2	1	0	1	24
Wheat	1-5	0-1	1-2	3	1	3	1	0	0	1	18
Mayes	1-3	0-2	0-0	2	2	2	2	2	0	1	13
Totals	31-63	9-20	18-22	33	15	89	19	10	0	6	200

By Periods	1	2	F
Tennessee	47	38	85
Vanderbilt	31	58	89

FG Percentage: UT 55, VU 49; 3FG Percentage: UT 40, VU 45; FT Percentage: UT 85, VU 82; Attendance: 15,087

Vanderbilt 88, New Orleans 65

Third Round

March 21, 1990 • Nashville, Tenn.

New Orleans	FG	3FG	FT	R	F	Pts	A	T	B	S	M
Collins	8-14	1-1	3-7	5	2	20	0	2	0	2	34
Harris	5-11	0-0	2-2	1	5	12	1	3	0	0	18
Johnson	3-3	0-0	1-2	4	4	7	2	1	1	1	27
Richdson	4-7	0-1	0-0	1	3	8	5	1	0	0	38
Clarke	1-5	0-1	2-2	1	3	4	5	1	0	1	19
Bennett	4-9	2-4	0-0	2	3	10	0	0	0	1	17
Laiche	0-1	0-0	0-0	0	1	0	1	1	0	1	9
Dyer	1-4	0-1	0-0	0	4	2	1	1	0	1	23
Moore	1-4	0-1	0-0	4	3	2	1	1	0	0	14
Hill	0-0	0-0	0-0	0	0	0	0	0	0	0	1
Totals	27-58	3-9	8-13	18	28	65	16	11	1	7	200

Vanderbilt	FG	3FG	FT	R	F	Pts	A	T	B	S	M
Anglin	2-3	0-0	1-2	7	3	5	2	5	0	0	25
Grant	3-5	0-0	5-6	5	2	11	2	1	0	0	33
Reid	7-10	0-0	4-6	8	1	18	2	2	0	0	31
Wilcox	4-5	2-2	4-4	1	1	14	5	0	0	0	35
Draud	3-6	1-2	12-14	1	1	19	3	1	0	1	27
Daunic	0-0	0-0	0-0	0	0	0	0	0	0	0	1
Milholland	5-10	0-1	2-2	8	3	12	0	1	0	0	14
Wheat	2-5	0-1	3-4	3	2	7	2	1	0	0	20
Mayes	0-2	0-1	0-0	2	1	0	3	3	0	0	13
Ballestra	1-1	0-0	0-0	0	1	2	0	0	0	0	1
Totals	24-47	3-7	31-38	38	15	88	19	14	0	1	200

By Periods	1	2	F
UNO	28	37	65
Vanderbilt	37	51	88

FG Percentage: NO 47, VU 57; 3FG Percentage: NO 33, VU 43; FT Percentage: NO 62, VU 82; Attendance: 10,646

Vanderbilt 75, Penn State 62

National Semifinal

March 26, 1990 • New York, N.Y.

Vanderbilt	FG	3FG	FT	R	F	Pts	A	T	B	S	M
Anglin	0-3	0-2	3-4	1	0	3	6	1	0	0	26
Grant	2-2	0-0	3-4	11	2	7	0	1	1	1	24
Reid	3-7	0-0	0-0	3	2	6	1	1	0	1	31
Draud	6-12	5-9	3-4	1	2	20	2	2	0	2	23
Wilcox	3-6	2-4	2-2	5	0	10	6	4	0	1	30
Milholland	5-7	0-0	1-2	4	4	11	1	2	0	1	25
Mayes	2-3	1-1	0-0	4	0	5	3	0	0	1	20
Wheat	5-8	0-0	3-5	2	2	13	1	3	0	0	21
Totals	26-48	8-16	15-21	35	12	75	20	14	1	7	200

Penn State	FG	3FG	FT	R	F	Pts	A	T	B	S	M
Barnes	4-11	0-0	4-5	5	2	12	1	0	0	3	26
Hayes	5-11	0-0	0-0	3	1	10	2	1	0	2	38
Fogell	4-6	0-0	0-0	3	5	8	1	1	1	1	37
Barnes	7-13	4-10	0-0	2	1	18	6	4	0	1	38
Brown	2-9	1-3	0-0	5	4	5	8	5	0	3	34
Degitz	1-4	0-0	0-0	3	1	2	0	1	0	0	16
Joyner	0-1	0-0	0-0	0	0	0	0	0	0	0	2
Jennings	3-5	1-2	0-0	1	2	7	0	0	0	0	6
Ricks	0-1	0-0	0-0	0	0	0	0	0	0	0	2
Henderson	0-0	0-0	0-0	1	1	0	0	0	0	0	1
Totals	26-61	6-15	4-5	27	17	62	18	13	1	10	200

By Periods	1	2	F
Vanderbilt	39	36	75
Penn St.	31	31	62

FG Percentage: VU 54, PS 43; 3FG Percentage: VU 50, PS 40; FT Percentage: VU 71, PS 80; Attendance: 9,204

Vanderbilt 74, Saint Louis 72

National Final

March 28, 1990 • New York, N.Y.

Vanderbilt	FG	3FG	FT	R	F	Pts	A	T	B	S	M
Anglin	2-4	1-1	4-4	3	2	9	5	2	0	1	26
Grant	2-4	0-0	0-0	3	5	4	2	6	0	2	22
Reid	2-6	0-0	4-5	6	2	8	1	2	0	0	34
Draud	6-11	3-6	0-0	2	1	15	1	1	0	0	28
Wilcox	4-4	3-3	5-7	1	3	16	1	3	0	0	31
Mayes	0-3	0-2	0-0	3	0	0	3	2	0	0	16
Milholland	4-4	0-0	1-3	4	3	9	0	0	1	1	24
Wheat	2-6	2-5	7-8	3	0	13	2	3	0	0	19
Totals	22-42	9-17	21-27	31	16	74	15	19	1	4	200

Saint Louis	FG	3FG	FT	R	F	Pts	A	T	B	S	M
Bonner	7-10	1-1	4-5	11	2	19	3	4	1	3	39
Lichtefeld	3-8	3-5	0-0	3	4	9	3	1	0	1	26
Robinson	0-3	0-0	2-2	4	2	2	0	0	0	1	18
Nwbrry	6-12	3-5	3-4	1	5	18	8	2	0	3	39
Wallace	6-10	0-0	3-3	5	4	15	0	3	0	0	32
Jones	1-4	0-0	2-2	2	2	4	1	0	0	0	24
Baun	1-3	0-0	0-0	3	1	2	0	0	0	0	16
Ivester	0-0	0-0	0-0	1	0	0	0	0	0	0	5
Gaona	1-1	1-1	0-0	0	0	3	0	0	0	0	1
Totals	25-61	8-12	14-16	31	21	72	15	12	1	8 </	



NIT BOXSCORES

Vanderbilt 109, Florida State 92

Second Round

March 16, 1987 • Nashville, Tenn.

Florida State	FG	3FG	FT	R	F	Pts	A	T	B	S	M
Fitchett	2-6	1-2	0-0	1	5	5	2	1	0	0	19
Allen	7-9	0-0	2-5	11	4	16	0	1	0	2	36
Karasek	3-8	0-0	0-0	5	5	6	0	2	0	0	13
Davis	5-13	4-11	0-0	4	5	14	5	2	0	1	36
Barber	8-20	4-10	3-4	3	4	23	8	1	0	1	40
McCloud	7-12	1-4	3-4	3	4	18	1	3	0	0	24
Mateer	0-1	0-1	0-0	0	0	0	0	1	0	0	1
Carter	0-1	0-0	2-2	3	4	2	0	0	0	0	3
Hunter	0-0	0-0	0-0	2	0	0	0	0	0	1	11
Choice	4-8	0-0	0-0	2	2	8	1	1	0	1	17
Totals	26-55		23-29	37	15	75	7	11	1	2	200

Vanderbilt	FG	3FG	FT	R	F	Pts	A	T	B	S	M
Westbrooks	6-8	0-0	8-9	8	3	20	3	2	0	0	25
Reece	2-5	0-0	0-1	3	5	4	1	0	0	2	19
Perdue	9-11	0-0	4-8	8	3	22	0	2	1	0	30
Booker	6-11	3-6	7-7	6	1	22	11	2	0	0	36
Goheen	6-11	0-0	10-12	8	1	22	5	5	1	0	36
Wilcox	0-1	0-0	0-0	0	0	0	1	1	0	0	6
Grider	0-1	0-0	0-0	0	0	0	0	0	0	0	1
Draud	1-2	1-1	0-0	1	1	3	0	0	0	0	2
Rupp	0-0	0-0	0-0	1	0	0	0	0	0	0	1
Clem	2-3	0-0	1-2	7	2	5	1	0	1	0	21
Kornet	0-0	0-0	0-0	1	0	0	0	1	0	0	2
Neff	2-4	0-0	3-4	1	0	7	0	1	0	0	9
Reid	0-1	0-0	4-4	1	2	4	0	0	0	0	12
Totals	34-58	4-7	37-47	47	18	109	22	14	3	2	200

By Periods	1	2	F
Florida St.	44	48	92
Vanderbilt	48	61	109

FG Percentage: FSU 44.4, VU 58.6; 3FG Percentage: FSU 35.7, VU 57.1; FT Percentage: FSU 66.7, VU 78.7; Attendance: 7,104

Southern Miss 95, Vanderbilt 88

Third Round

March 21, 1987 • Nashville, Tenn.

Southern Miss	FG	3FG	FT	R	F	Pts	A	T	B	S	M
Fisher	7-12	5-9	2-3	3	4	21	7	1	0	0	32
Siler	2-4	0-0	0-0	4	4	4	5	3	0	0	29
White	6-13	3-8	6-6	1	2	21	5	2	0	2	36
Hamilton	8-10	1-1	2-2	10	3	19	1	2	0	1	34
Keys	9-18	0-1	8-8	8	3	26	1	3	0	4	39
Pettus	0-1	0-0	0-0	0	1	0	1	2	0	0	10
Brown	0-0	0-0	0-0	1	0	0	0	0	0	0	1
Hinton	2-5	0-0	0-1	3	1	4	0	0	0	1	19
Totals	34-63	9-19	18-20	31	18	95	20	13	0	8	200

Vanderbilt	FG	3FG	FT	R	F	Pts	A	T	B	S	M
Westbrooks	4-11	0-0	1-2	7	4	9	1	3	0	1	29
Reece	0-1	0-0	0-0	2	1	0	3	2	0	0	16
Perdue	13-18	0-0	8-11	14	4	34	2	4	0	0	36
Booker	9-16	5-10	1-3	5	0	24	5	5	0	1	39
Goheen	6-10	3-3	0-0	2	2	4	2	0	0	0	11
Wilcox	2-3	0-0	0-0	2	2	4	2	0	0	0	11
Draud	0-4	0-2	0-1	0	0	0	0	0	0	0	5
Clem	0-2	0-0	0-0	2	4	0	1	0	0	1	20
Neff	0-2	0-0	0-0	1	1	0	0	1	0	0	4
Reid	1-2	0-0	0-0	2	2	2	1	1	0	0	15
Totals	35-69	8-15	10-17	39	19	88	20	16	0	3	200

By Periods	1	2	F
So. Miss.	54	41	95
Vanderbilt	36	52	88

FG Percentage: SM 54, VU 51; 3FG Percentage: SM 47, VU 53; FT Percentage: SM 90, VU 59; Attendance: 10,287

1983 NIT

Vanderbilt 79, East Tenn. State 74

First Round

March 15, 1983 • Nashville, Tenn.

East Tenn. St.	FG	3FG	FT	R	F	Pts	A	T	B	S	M
Vinson	5-7	-	2-2	5	5	12	0	1	0	1	22
Motley	4-9	-	2-2	2	2	10	0	2	0	0	34
King	8-17	-	3-6	11	4	19	1	4	3	0	19
Mizell	3-6	-	3-5	4	3	9	1	2	0	2	40
Qsnbry	3-6	-	0-0	0	2	6	0	1	0	0	22
Stallings	5-6	-	2-2	3	2	12	0	4	0	1	18
Reese	1-4	-	4-4	3	3	6	1	2	0	1	25
Totals	29-55		16-21	32	21	74	3	17	3	5	200

Vanderbilt	FG	3FG	FT	R	F	Pts	A	T	B	S	M
Turner	3-11	-	2-2	7	3	8	0	0	0	0	29
Williams	7-14	-	3-4	10	2	17	1	3	0	1	32
Young	2-7	-	1-2	6	4	5	0	1	0	0	13
McKinney	2-5	-	0-2	4	3	4	2	2	0	2	34
Cox	11-18	-	3-3	2	1	25	5	3	0	2	38
Westbrooks	0-6	-	2-4	5	3	2	0	2	0	1	16
Dulaney	4-6	-	2-2	1	1	10	0	1	0	1	8
DuPont	3-6	-	0-0	2	0	6	1	1	0	0	9
Burrow	0-2	-	2-2	8	2	2	0	1	0	0	21
Totals	32-75		15-21	47	19	79	9	14	0	7	200

By Periods	1	2	F
ETSU	43	31	74
Vanderbilt	37	42	79

FG Percentage: ETSU 53, VU 43; FT Percentage: ETSU 76, VU 71; Attendance: 7,867

Wake Forest 75, Vanderbilt 68

Second Round

March 21, 1983 • Nashville, Tenn.

Wake Forest	FG	3FG	FT	R	F	Pts	A	T	B	S	M
Toms	1-3	-	0-2	1	1	2	0	2	0	0	12
Rogers	1-3	-	2-2	5	5	4	0	1	0	0	26
Teachey	7-13	-	1-2	10	3	15	3	0	1	0	40
Rudd	6-12	-	9-11	2	0	21	1	2	0	0	37
Young	6-12	-	6-6	2	2	18	3	1	0	2	39
Davis	0-1	-	0-0	0	1	0	0	0	0	0	1
Green	4-8	-	4-4	6	1	12	0	2	0	0	23
Kepley	0-0	-	0-0	0	0	0	0	0	0	0	3
Garber	1-3	-	1-2	5	2	3	0	2	0	0	19
Totals	26-55		23-29	37	15	75	7	11	1	2	200

Vanderbilt	FG	3FG	FT	R	F	Pts	A	T	B	S	M
Turner	4-10	-	1-2	3	5	9	1	0	0	1	23
Williams	6-14	-	2-2	5	2	14	2	2	1	0	31
Young	7-19	-	5-5	9	3	19	1	2	0	1	38
McKinney	2-5	-	0-0	7	5	4	3	2	0	1	32
Cox	3-13	-	0-2	3	5	6	1	1	0	0	30
Weikert	0-0	-	0-0	0	1	0	0	0	0	0	1
Lenz	0-0	-	0-0	0	0	0	0	0	0	0	1
Westbrooks	4-5	-	0-0	5	1	8	1	0	0	0	15
Dulaney	3-8	-	0-0	1	0	6	0	1	0	1	16
DuPont	1-1	-	0-0	0	0	2	0	0	0	0	1
Burrow	0-2	-	0-0	3	1	0	0	0	0	0	12
Totals	30-77		8-11	37	23	68	9	8	1	4	200

By Periods	1	2	F
Wake Forest	25	50	75
Vanderbilt	32	36	68

FG Percentage: WF 47, VU 39; FT Percentage: WF 79, VU 73; Attendance: 13,147



NIT TEAMS

2006 National Invitation Tournament



The 2005-06 Vanderbilt Commodores. Front Row (L-R): Jeff Jackson, Brad Frederick, Head Coach Kevin Stallings, Julian Terrell, Mario Moore, Dan Muller, Tom Richardson, and James Strong. **Back Row:** Student Manager Alex Bard, Student Manager Geoff Combs, Student Manager Martin Bahar, Alex Gordon, Aubrey Hammond, George Drake, DeMarre Carroll, Ross Neltner, Alan Metcalfe, Ted Skuchas, Davis Nwankwo, Kyle Madsen, Derrick Byars, Shan Foster, Dan Cage, Strength and Conditioning Coach Mark Davis, and Athletic Trainer Mike Meyer.

2005 National Invitation Tournament



The 2004-05 Vanderbilt Commodores. Front Row (L-R): Jeff Jackson, Tom Richardson, Brad Frederick, Corey Smith, Dawid Przybyszewski, Jason Holwerda, Head Coach Kevin Stallings, Dan Muller and James Strong. **Back Row:** Student Manager Simon Lugge, Student Manager Martin Bahar, Mario Moore, Dan Cage, LaBraun Andrews, Davis Nwankwo, Alan Metcalfe, Ted Skuchas, Julian Terrell, DeMarre Carroll, Derrick Byars, Shan Foster, Alex Gordon, Athletic Trainer Mike Meyer and Strength and Conditioning Coach Mark Davis.

2002 National Invitation Tournament



The 2001-02 Vanderbilt Commodores. Front Row (L-R): Associate Head Coach Tim Jankovich, Assistant Coach Brad Frederick, Head Coach Kevin Stallings, Chuck Moore, Darius Coulibaly, Sam Howard, Assistant Coach Jeff Jackson, Director of Basketball Operations James Strong, Administrative Assistant Dan Muller. **Back Row:** Student Manager Simon Luge, Student Manager Ian Andreasen, Matt Carter, Brendan Plavich, Jason Holwerda, Brian Thornton, Matt Freije, David Przybyszewski, Martin Schnedlitz, Corey Smith, Scott Hundley, Russell Lakey, Student Manager Landon Gibbs, Athletic Trainer Rod Newman, Student Manager Dave Seecharan.

2000 National Invitation Tournament



The 1999-2000 Vanderbilt Commodores. Front Row (L-R): Administrative Assistant Mike Miller, Assistant Coach Steve Shurina, Head Coach Kevin Stallings, Atiba Prater, Dan Langhi, James Strong, Assistant Coach Jeff Jackson, Associate Head Coach Tim Jankovich, Director of Basketball Operations Brad Frederick. **Back Row:** Student Manager Donato Ramos, Student Manager Jimmy Armistead, Rick Jones, Matt Carter, Sam Howard, Sam Lekwauwa, Darius Coulibaly, Greg LaPointe, Anthony Williams, Chuck Moore, Student Manager Max Butler, Student Athletic Trainer Rob Trimble, Athletic Trainer Rod Newman.

1998 National Invitation Tournament



The 1997-98 Vanderbilt Commodores. Front Row (L-R): Assistant Coach Pete Gaudet, Assistant Coach Chris Walker, Sam Howard, Atiba Prater, Austin Bates, Drew Maddux, Billy DiSpaltro, Vince Ford, James Strong, Assistant Coach Brian Ayers, Administrative Assistant Reid Martinka. **Back Row:** Student Manager Chris Hubbuch, Student Manager Patrick Whitlock, Michael LeBlanc, Gianni Cugini, Darius Coulibaly, Head Coach Jan van Breda Kolff, Dan Langhi, Greg LaPointe, Anthony Williams, Brian Williams, Student Athletic Trainer Peter Fischer, Strength Coach Todd Suttles.

1996 National Invitation Tournament



The 1995-96 Vanderbilt Commodores. Front Row (L-R): Assistant Head Coach Buzz Peterson, Drew Maddux, Pax Whitehead, Malik Evans, Frank Seckar, Chad Sheron, Howard Price, Vince Ford, Assistant Coach Charles Davis. **Back Row:** Student Athletic Trainer Ryan Cobb, Athletic Trainer Tom Bossung, Gianni Cugini, Austin Bates, J.J. Lucas, Head Coach Jan van Breda Kolff, Billy Di Spaltro, Markese Watkins, Student Manager Jeffery Wood, Student Manager Kevin Simmons.



NIT TEAMS

1994 National Invitation Tournament



NIT RUNNER-UP

The 1993-94 Vanderbilt Commodores. Front Row (L-R): Assistant Head Coach Buzz Peterson, Assistant Coach Kevin Anglin, Chris Woods, Dan Hall, Aaron Beth, Bill McCaffery, Chris Lawson, Ronnie McMahan, Bryan Milburn, Head Coach Jan van Breckla Koff, Assistant Coach Randy Monroe. **Back Row:** Athletic Trainer Paul Federici, Student Athletic Trainer Galen Horton, Pax Whitehead, Howard Pride, Chad Sheron, Austin Bates, Malik Evans, Frank Seckar, Student Manger Kirk Sanders, Student Manager Paul Hopkins.

1992 National Invitation Tournament



The 1991-92 Vanderbilt Commodores. Front Row (L-R): Assistant Coach Neil Dougherty, Assistant Coach Rick Callahan, Head Coach Eddie Fogler, Kevin Anglin, Todd Milholland, Bruce Elder, Willy Daunic, Assistant Coach Mark Elliott, Assistant Coach Mike Petrone, Athletic Trainer Paul Federici. **Back Row:** Student Manager Paul Nixon, Aaron Beth, Bill McCaffery, Malik Evans, Chris Lawson, Rob Nunnery, Chris Woods, Dan Hall, Bryan Milburn, Ronnie McMahan, Student Manager Jeff Fowler.

1990 National Invitation Tournament



NIT CHAMPIONS


The 1989-90 Vanderbilt Commodores. (Front Row L-R): Head Coach Eddie Fogler, Assistant Coach Rick Callahan, Assistant Coach Neil Dougherty, Steve Grant, Alberto Ballestra, Derrick Wilcox, Eric Reid, Charles Mayes, Assistant Coach Mark Elliott, Assistant Coach Mike Petrone, Athletic Trainer Paul Federici. **Back Row:** Student Manager John Deahl, Scott Draud, Robbie Graham, Kevin Anglin, Dan Hall, Fred Benjamin, Todd Milholland, Morgan Wheat, Bruce Elder, Willy Daunic, Student Manager Sean Smith.

1987 National Invitation Tournament



The 1986-87 Vanderbilt Commodores. Front Row (L-R): Head Coach C.M. Newton, Assistant Coach John Bostick, Sydney Grider, Barry Goheen, Glen Clem, Barry Booker, Scott Draud, Derrick Wilcox, Assistant Coach Al Walters, Assistant Coach Ed Martin. **Back Row:** Assistant Coach Mike Petrone, Athletic Trainer Tim Bream, Bud Adams, Chip Rupp, Eric Reid, Frank Kornek, Will Perdue, Steve Reece, Randy Neff, Bobby Westbrooks, Student Manager Mike Cormody, Student Manager Ian Mahoon.

1983 National Invitation Tournament



The 1982-83 Vanderbilt Commodores. Front Row (L-R): Head Coach C.M. Newton, Phil Cox, Darrell Dulaney, Jimmy Lenz, Jeff Gary, Al McKinney, Micheal Dupont, Doug Weikert, Assistant Coach John Bostick, Assistant Coach Dale Clayton. **Back Row (L-R):** Athletic Trainer Joe Warden, Assistant Coach Al Walter, Andrew Adair, James Williams, Ted Young, Brett Burrow, Jeff Turner, Jeff Pflieger, Bobby Westbrooks, Student Manager Todd Berry, Student Manager James Parker, Student Manager Rick Plotkin.



HONORS AND AWARDS

All-Americans

Year	Name	Position
2011	John Jenkins	Guard
HM-AP, 3-RV, 5-FOX		
2008	Shan Foster	Guard/Forward
1-BT, SC, RV; 2-AP, BW, SN, CH; 3-BC; HM-ES		
2007	Derrick Byars	Guard/Forward
2-RV; HM-AP		
2004	Matt Freije	Forward
1-SC; 3-BC, SN; HM-AP, SI		
2000	Dan Langhi	Forward
3-BT		
1993	Billy McCaffrey	Guard
1-WA; 2-BW, SN, BT; 3-AP, BC, UPI		
1988	Will Perdue	Center
1-AI; 3-AP, BC, BT, Wk		
1974	Jan van Breda Kolff	Guard
2-CV; 4-BC		
1969	Tom Hagan	Guard
HM-UPI		
1966	Clyde Lee	Center
1-AP, BC, BW, UPI, Cv, NE; X-Hlm		
1965	Clyde Lee	Center
1-BW, CV; 2-AP, UPI; X-Hlm		
1950	Billy Joe Adcock	Forward
2-PG; 2-Hlm, SN		

Note: 1=first team, 2=second team, 3=third team, 4=fourth team, 5=fifth team, HM=honorable mention

Key: AI - The World Almanac; AP - Associated Press; BC - National Association of Basketball Coaches; BT - Basketball Times; BW - U.S. Basketball Writers Association; CV - Converse Yearbook; ES - ESPN.com; FOX - FoxSports.com; HLM - Helms Foundation; NE - Newspaper Enterprises Assn.; PG - Police Gazette; Rv - Rivals.com; SC - Senior CLASS Award; SI - Sports Illustrated or SI.com; SN - The Sporting News; UPI - United Press International; WA - John R. Wooden Award; Wk - Basketball Weekly

Postseason Honors

NCAA ALL-TOURNAMENT

Year	Name	Position
1974	Jeff Fosnes	Forward
1965	Clyde Lee	Center
1965	Keith Thomas	Guard

NIT ALL-TOURNAMENT

Year	Name	Position
1994	Frank Seckar	Guard
1990	Scott Draud (MVP)	Guard

SEC ALL-TOURNAMENT - FIRST TEAM

Year	Name	Position
2012	John Jenkins (MVP)	Guard
2012	Lance Goulbourne	Forward
1989	Barry Booker	Forward/Guard

1981	Al Miller	Guard
1951	Dave Kardokus	Forward
1941	Pinky Lipscomb	Forward
1939	Pinky Lipscomb	Forward

SEC ALL-TOURNAMENT - 2ND TEAM

Year	Name	Position
1952	Dave Kardokus	Forward
1951	Bob Dudley Smith	Guard
1951	Al Weiss	Center
1950	Billy Joe Adcock	Forward
1949	Billy Joe Adcock	Forward
1948	Billy Joe Adcock	Forward
1940	Ross Hanna	Forward
1939	Joe Little	Guard
1936	Dick Plasman	Center
1934	Willie Geny	Forward

SEC Honors

SEC PLAYER OF THE YEAR

Year	Name	Selection
2008	Shan Foster, G/F	AP, C
2007	Derrick Byars, G/F	C
2000	Dan Langhi, F	AP, C
1993	Billy McCaffrey, G	C
1988	Will Perdue, C	C
1974	Jan van Breda Kolff, G	C
1966	Clyde Lee, C	C
1965	Clyde Lee, C	C

SEC FRESHMAN OF THE YEAR

Year	Name	Selection
1978	Mike Rhodes, F	C

SEC ALL-FRESHMAN

Year	Name	Selection
2010	John Jenkins, G	C
2009	Jeffery Taylor, G-F	C
2008	A.J. Ogilvy, C	C
2005	Shan Foster, G-F	C
2002	Brian Thornton, F	C
2001	Matt Freije, F	C
1998	Greg LaPointe, F	C
1995	Drew Maddux, G	C
1992	Ronnie McMahan, G	C
1987	Scott Draud, G	C

ALL-SEC FIRST TEAM

Year	Name	Selection
2012	John Jenkins, G	AP, C
2012	Jeffery Taylor, F	C
2011	John Jenkins, G	AP, C
2010	Jermaine Beal, G	C

2008	Shan Foster, G/F	AP, C
2007	Derrick Byars, G/F	AP, C
2006	Shan Foster, G/F	C
2004	Matt Freije, F	AP, C
2000	Dan Langhi, F	AP, C
1998	Drew Maddux, G	AP, C
1994	Billy McCaffrey, G	AP, C
1993	Billy McCaffrey, G	AP, C
1991	Scott Draud, G	C
1989	Barry Goheen, G	C
1989	Frank Kornet, C	C
1988	Will Perdue, C	UPI, AP, C
1987	Will Perdue, C	AP, C
1985	Phil Cox, G	AP, C
1984	Jeff Turner, F	AP, C
1983	Phil Cox, G	C
1982	Willie Jones, C	C
1980	Mike Rhodes, F	C
1979	Charles Davis, F	C
1976	Jeff Fosnes, F	C
1975	Jeff Fosnes, F	C
1974	Terry Compton, G	UPI, C
1974	Jan van Breda Kolff, G	UPI, AP, C
1973	Terry Compton, G	C
1971	Thorpe Weber, F	C
1970	Perry Wallace, F	C
1969	Tom Hagan, G	UPI, AP, C
1968	Tom Hagan, G	UPI, AP, C
1968	Bob Warren, F	C
1967	Bo Wyenandt, F	C
1967	Tom Hagan, G	AP, C
1966	Clyde Lee, C	UPI, AP, C
1966	Keith Thomas, G	AP, C
1965	Bob Grace, F	C
1965	Clyde Lee, C	UPI, AP, C
1965	John Ed Miller, G	UPI, C
1964	Clyde Lee, C	AP, C
1964	John Ed Miller, G	C
1963	John Russell, G	C
1962	John Russell, G	C
1961	Bill Depp, C	AP, C
1960	Bill Depp, C	C
1959	Jim Henry, G	AP, C
1958	Jim Henry, G	C
1957	Al Rochelle, G	AP
1956	Al Rochelle, G	C
1954	Dan Finch, G	AP
1951	Dave Kardokus, F	AP
1950	Billy Joe Adcock, F	AP
1948	Billy Joe Adcock, F	C

ALL-SEC SECOND TEAM

Year	Name	Selection
2012	Jeffery Taylor, F	AP
2011	Festus Ezeli, C	C
2011	Jeffery Taylor, F	C
2010	Jermaine Beal, G	AP
2010	A.J. Ogilvy, C	C
2010	Jeffery Taylor, F	C
2009	A.J. Ogilvy, C	C



HONORS AND AWARDS

2008	A.J. Ogilvy, C	C
2007	Shan Foster, G-F	C
2005	Corey Smith, G-F	C
2003	Matt Freije, F	C
1999	Dan Langhi, F	C, AP
1997	Pax Whitehead, F	C, AP
1996	Frank Seckar, G	C, AP
1995	Ronnie McMahan, G-F	C, AP
1993	Kevin Anglin, F	C
1993	Bruce Elder, F	C
1989	Barry Goheen, G	AP, UPI
1989	Frank Kornet, C	AP, UPI
1987	Will Perdue, C	AP
1985	Phil Cox, G	UPI
1984	Jeff Turner, F	UPI
1983	Phil Cox, G	AP, UPI
1980	Mike Rhodes, F	UPI
1979	Charles Davis, F	UPI, AP
1979	Tommy Springer, G	AP
1976	Jeff Fosnes, F	UPI, AP
1975	Jeff Fosnes, F	UPI, AP
1974	Terry Compton, G	AP
1974	Jeff Fosnes, F	AP
1973	Terry Compton, G	UPI
1971	Thorpe Weber, F	UPI, AP
1970	Perry Wallace, F	UPI, AP
1968	Bo Wyenandt, F	UPI
1967	Tom Hagan, G	UPI
1967	Jerry Southwood, G	UPI
1967	Bo Wyenandt, F	AP
1966	Keith Thomas, G	UPI
1965	Bob Grace, F	AP
1965	John Ed Miller, G	AP
1964	John Ed Miller, G	AP
1963	John Russell, G	AP
1962	John Russell, G	AP
1958	Jim Henry, G	AP
1957	Bobby Thym, G	AP
1956	Al Rochelle, G	AP
1956	Clarence Taylor, G	AP
1953	Dan Finch, G	AP
1952	Dave Kardokus, F	AP
1951	Bob Dudley Smith, F/G	C
1951	Al Weiss, C	C
1949	Billy Joe Adcock, F	AP

ALL-SEC THIRD TEAM

Year	Name	Selection
2003	Matt Freije, F	AP
2002	Matt Freije, F	C
2000	Atiba Prater, G	AP
1995	Frank Seckar, G	C
1994	Ronnie McMahan, G	AP, C
1993	Kevin Anglin, F	AP
1993	Bruce Elder, F	AP
1991	Kevin Anglin, G	AP
1991	Scott Draud, G	UPI, AP
1990	Scott Draud, G	UPI
1988	Barry Goheen, G	UPI, AP

1986	Brett Burrow, C	UPI
1984	Phil Cox, G	UPI, AP
1981	Charles Davis, F	UPI
1980	Mike Rhodes, F	AP
1979	Mike Rhodes, F	UPI
1979	Tommy Springer, G	UPI
1978	Charles Davis, F	UPI
1978	Mike Rhodes, F	UPI, AP
1976	Butch Feher, G	UPI, AP
1974	Jeff Fosnes, F	UPI
1973	Steve Turner, C	AP
1972	Terry Compton, G	UPI
1971	Rod Freeman, F	AP
1971	Rudy Thacker, G	UPI
1970	Thorpe Weber, F	UPI, AP
1968	Bob Warren, F	UPI, AP
1968	Bo Wyenandt, F	AP
1967	Kenny Gibbs, F	AP
1967	Jerry Southwood, G	AP
1967	Bob Warren, F	UPI, AP
1967	Bo Wyenandt, F	UPI
1965	Bob Grace, F	UPI
1961	Don Ringstaff, F	AP
1960	Ben Rowan, F	AP
1956	Bobby Thym, F	AP
1955	Al Rochelle, G	AP

ALL-SEC HONORABLE MENTION

Year	Name	Selection
2011	Festus Ezeli, C	AP
2011	Jeffery Taylor, F	AP
2010	A.J. Ogilvy, C	AP
2010	Jeffery Taylor, F	AP
2009	A.J. Ogilvy, C	AP
2008	A.J. Ogilvy, C	AP
2007	Shan Foster, G/F	AP

SEC SIXTH MAN OF THE YEAR

Year	Name	Selection
2010	John Jenkins, G	C
2004	Scott Hundley, G	C

ALL-SEC DEFENSIVE TEAM

Year	Name	Selection
2012	Jeffery Taylor	C
2011	Jeffery Taylor	C
2010	Jeffery Taylor	C

Coaches Awards

NATIONAL COACH OF THE YEAR

Year	Name	Selection
1993	Eddie Fogler	AP, UPI, CBS, USBWA, Scripps-Howard, Sports Illustrated, Sporting News, Basketball Weekly

SEC COACH OF THE YEAR

Year	Name	Selection
2010	Kevin Stallings	C
2007	Kevin Stallings	C
1993	Eddie Fogler	AP, C
1989	C.M. Newton	AP
1988	C.M. Newton	AP, UPI
1979	Wayne Dobbs	UPI
1976	Roy Skinner	UPI
1974	Roy Skinner	AP, UPI
1967	Roy Skinner	AP, UPI
1965	Roy Skinner	AP, UPI

VANDERBILT HALL OF FAME

Yr Inducted	Player	Yrs
2008	Clyde Lee	1964-66
2008	Perry Wallace	1968-70
2009	Roy Skinner (Coach)	1959, 1962-76
2009	Charles Davis	1977-81
2010	Shan Foster	2006-09
2010	Ed Martin (Coach)	1985-89
2011	Will Perdue	1984-88

USA BASKETBALL

Year	Name	Team
2011	John Jenkins	World University Games (China)
2007	Shan Foster	Pan Am Games (Brazil)
1984	Jeff Turner	Olympics (Los Angeles)
1982	Jeff Turner	World Championships (Columbia)
1979	Tommy Springer	World University Games (Mexico)

ACADEMIC AWARDS

FIRST TEAM ACADEMIC ALL-AMERICAN

Year	Name
1993	Bruce Elder*
1976	Jeff Fosnes
1975	Jeff Fosnes

*All-American of the Year



HONORS AND AWARDS

SECOND TEAM ACADEMIC ALL-AMERICAN

Year	Name
1996	Frank Seckar
1992	Bruce Elder
1991	Steve Grant

ACADEMIC ALL-SEC

Year	Name
2011	Joe Duffy, Chris Meriwether, Aaron Noll, Jordan Smart
2010	Elliott Cole, Joe Duffy, Chris Meriwether, Jordan Smart
2009	Elliott Cole, Joe Duffy, Andre Walker
2008	Ross Neltner, Davis Nwankwo, Elliott Cole
2007	Dan Cage, Ross Neltner, Ted Skuchas
2006	Dan Cage
2005	Dan Cage, Jason Holwerda, Dawid Przybyszewski, Ted Skuchas
2004	Jason Holwerda, Russell Lakey, Dawid Przybyszewski, Martin Schnedlitz
2003	Matt Carter, Russell Lakey, Martin Schnedlitz
2002	Matt Carter, Greg LaPointe
2001	Matt Carter, Sam Howard
2000	Darius Coulibaly, Atiba Prater, James Strong, Sam Howard
1999	Vince Ford
1998	Billy Di Spaltro, Drew Maddux
1997	Howard Pride
1996	Frank Seckar, Chad Sheron
1995	Bryan Milburn, Frank Seckar, Chad Sheron, Pax Whitehead
1994	Bryan Milburn, Frank Seckar, Chad Sheron
1993	Kevin Anglin, Bruce Elder, Bryan Milburn
1992	Kevin Anglin, Bruce Elder
1991	Kevin Anglin, Scott Draud, Bruce Elder, Steve Grant, Charles Mayes
1990	Alberto Ballestra, Scott Draud, Steve Grant, Charles Mayes
1989	James Amsler, Barry Goheen, Steve Grant, Charles Mayes
1988	Barry Booker, Barry Goheen
1987	Barry Goheen, Steve Reece
1986	Steve Reece
1985	Phil Cox, Steve Reece
1984	Phil Cox, Al McKinney, Jeff Turner
1983	Phil Cox, Al McKinney, Jeff Turner, Doug Weikert
1980	Pat Berwanger
1979	Tom Shultz
1978	Tom Shultz
1977	Tom Shultz
1976	Jeff Fosnes, Mike Moore
1975	Jeff Fosnes
1974	Bob Chess, Terry Compton, Jeff Fosnes

1973	Ray Maddux
1972	Ray Maddux
1971	Van Oliver
1970	Ralph Mayes
1969	Ralph Mayes
1968	Gene Lockyear
1967	Gene Lockyear
1966	Ron Knox, Gene Lockyear
1963	Bob Scott

Leadership & Sportsmanship

ROY SKINNER AWARD

(Presented by the Kiwanis Club to the player who exhibited excellence in leadership, perseverance and performance during his career)

Year	Name
2006	Julian Terrell
2005	Jason Holwerda
2004	Matt Freije
2003	Matt Carter
2002	Darius Coulibaly, Sam Howard
2001	Greg LaPointe, Anthony Williams
2000	Dan Langhi
1999	Vince Ford
1998	Austin Bates, Billy Di Spaltro, Drew Maddux
1997	Howard Pride
1996	Frank Seckar
1995	Ronnie McMahan
1994	Billy McCaffrey
1993	Kevin Anglin, Bruce Elder
1992	Todd Milholland
1991	Charles Mayes, Steve Grant, Scott Draud
1990	Derrick Wilcox

CIVITAN SPORTSMANSHIP AWARD

Year	Name
2003	Matt Freije
1997	Drew Maddux
1994	Dan Hall
1993	Kevin Anglin
1992	Todd Milholland
1991	Charles Mayes
1990	Derrick Wilcox
1989	James Amsler
1988	Barry Booker
1987	Steve Reece
1986	Jeff Gary
1985	Phil Cox
1984	Jimmy Lenz
1983	James Williams
1982	Doug Weikert
1981	Brian Allsmiller
1980	Mark Elliott
1979	Mark Elliott

1977	Tim Thompson
1976	Joe Ford
1975	Bob Chess
1974	Lee Fowler
1973	Terry Compton
1972	Tom Arnholt
1970	Perry Wallace
1969	Tom Hagan
1968	Bob Warren
1967	Bob Warren
1966	Keith Thomas
1965	Clyde Lee
1964	Clyde Lee
1963	Jerry Hall
1962	Bobby Bland
1961	Larry Banks
1960	Jim Henry, Ben Rowan

SEC SPORTSMANSHIP AWARD

(Presented by the Tennessee Club. Based on vote by league players)

Year	Name
1970	Perry Wallace
1968	Bob Warren
1966	Clyde Lee
1965	John Ed Miller



1,000-POINT SCORERS

1 - SHAN FOSTER - 2,011 POINTS

Year	G	FG-A	PCT.	3FG-A	PCT.	FT-A	PCT.	PTS	AVG.
2004-05	34	104-236	.441	69-155	.445	35-43	.814	312	9.2
2005-06	30	162-359	.451	90-217	.415	63-83	.759	477	15.9
2006-07	34	191-425	.449	74-214	.346	75-89	.843	531	15.6
2007-08	34	242-463	.523	134-286	.469	73-96	.760	691	20.3
Totals	132	699-1483	.471	367-872	.421	246-311	.791	2011	15.2

2 - JEFFERY TAYLOR - 1,897 POINTS

Year	G	FG	PCT.	3FG-A	PCT.	FT-A	PCT.	PTS	AVG.
2008-09	31	136-271	.502	9-41	.220	96-139	.691	377	12.2
2009-10	33	148-300	.493	1-11	.091	141-189	.746	438	13.3
2010-11	34	171-381	.449	39-113	.345	120-167	.719	501	14.7
2011-12	36	210-426	.493	66-156	.423	95-157	.605	581	16.1
Totals	134	665-1378	.483	115-321	.358	452-652	.693	1897	14.2

3 - MATT FREIJE - 1,891 POINTS

Year	G	FG-A	PCT.	3FG-A	PCT.	FT-A	PCT.	PTS	AVG.
2000-01	27	98-197	.497	23-59	.390	61-77	.792	280	10.4
2001-02	32	171-367	.466	33-97	.340	109-142	.768	484	15.1
2002-03	29	178-402	.443	65-185	.351	99-124	.798	520	17.9
2003-04	33	185-446	.415	62-174	.356	175-222	.788	607	18.4
Totals	121	447-966	.463	121-341	.355	269-343	.784	1284	14.6

4 - PHIL COX - 1,724 POINTS

Year	G	FG-A	PCT.	3FG-A	PCT.	FT-A	PCT.	PTS	AVG.
1981-82	28	126-255	.494	-	-	126-145	.869	378	13.5
1982-83	33	182-377	.483	-	-	113-126	.897	477	14.5
1983-84	29	166-350	.474	-	-	92-115	.800	424	14.6
1984-85	27	167-338	.498	-	-	111-127	.874	445	16.5
Totals	117	641-1320	.486	-	-	442-513	.862	1724	14.7

5 - RONNIE MCMAHAN - 1,719 POINTS

Year	G	FG-A	PCT.	3FG-A	PCT.	FT-A	PCT.	PTS	AVG.
1991-92	30	109-264	.413	58-157	.369	59-82	.720	335	11.2
1992-93	34	127-271	.469	73-167	.437	49-74	.662	376	11.1
1993-94	32	165-378	.437	87-228	.382	80-93	.860	497	15.5
1994-95	28	165-439	.376	78-222	.351	103-140	.736	511	18.3
Totals	124	566-1352	.418	296-774	.382	291-389	.748	1719	13.9

6 - MIKE RHODES - 1,699 POINTS

Year	G	FG-A	PCT.	3FG-A	PCT.	FT-A	PCT.	PTS	AVG.
1977-78	27	202-424	.476	-	-	103-127	.811	507	18.8
1978-79	27	174-362	.481	-	-	72-87	.827	420	15.5
1979-80	26	195-398	.489	-	-	89-110	.809	479	18.4
1980-81	23	112-230	.487	-	-	69-84	.821	293	12.7
Totals	103	683-1414	.483	-	-	333-408	.816	1699	16.5

7 - CLYDE LEE - 1,691 POINTS

Year	G	FG-A	PCT.	3FG-A	PCT.	FT-A	PCT.	PTS	AVG.
1963-64	25	176-410	.429	-	-	119-176	.676	471	18.8
1964-65	28	239-516	.463	-	-	153-228	.671	631	22.5
1965-66	26	218-457	.455	-	-	153-206	.742	589	22.6
Totals	79	633-1383	.457	-	-	425-610	.697	1691	21.4

8 - DREW MADDUX - 1,689 POINTS

Year	G	FG-A	PCT.	3FG-A	PCT.	FT-A	PCT.	PTS	AVG.
1994-95	27	86-216	.398	34-99	.343	51-59	.864	257	9.5
1995-96	32	155-388	.399	56-162	.346	81-106	.764	447	14.0
1996-97	31	133-312	.426	57-163	.350	109-142	.768	432	13.9
1997-98	33	197-432	.456	79-217	.364	80-106	.755	553	16.8
Totals	123	571-1348	.424	226-641	.353	321-413	.777	1689	13.7

9 - CHARLES DAVIS - 1,675 POINTS

Year	G	FG-A	PCT.	3FG-A	PCT.	FT-A	PCT.	PTS	AVG.
1976-77	26	164-368	.446	-	-	71-94	.755	399	15.3
1977-78	25	178-353	.504	-	-	63-87	.724	419	16.8
1978-79	27	203-352	.577	-	-	96-130	.738	502	18.6
1979-80	1	3-6	.500	-	-	0-0	.000	6	6.0
1980-81	26	135-249	.542	-	-	79-99	.798	349	13.4
Totals	105	683-1328	.514	-	-	309-410	.754	1675	16.0

10 - JOHN JENKINS - 1,660 POINTS

Year	G	FG-A	PCT.	3FG-A	PCT.	FT-A	PCT.	PTS	AVG.
2009-10	31	110-234	.470	72-149	.483	48-60	.800	340	11.0
2010-11	32	190-411	.462	100-245	.408	144-161	.894	624	19.5
2011-12	35	217-458	.474	134-305	.439	128-153	.837	696	19.9
Totals	98	517-1103	.469	306-699	.438	320-374	.856	1660	16.9

11 - JEFF FOSNES - 1,579 POINTS

Year	G	FG-A	PCT.	3FG-A	PCT.	FT-A	PCT.	PTS	AVG.
1972-73	21	69-129	.535	-	-	30-43	.698	168	8.0
1973-74	28	148-306	.484	-	-	58-79	.734	354	12.6
1974-75	26	238-432	.551	-	-	99-132	.750	575	22.1
1975-76	27	196-404	.485	-	-	90-119	.756	482	17.9
Totals	102	651-1271	.512	-	-	277-373	.743	1579	15.5

12 - TOM HAGAN - 1,514 POINTS

Year	G	FG-A	PCT.	3FG-A	PCT.	FT-A	PCT.	PTS	AVG.
1966-67	26	170-331	.514	-	-	103-132	.780	443	17.0
1967-68	24	161-333	.483	-	-	141-167	.844	463	19.2
1968-69	26	246-480	.513	-	-	116-133	.872	608	23.4
Totals	76	577-1144	.504	-	-	360-432	.833	1514	19.9

13 - BARRY GOHEEN - 1,509 POINTS

Year	G	FG-A	PCT.	3FG-A	PCT.	FT-A	PCT.	PTS	AVG.
1985-86	28	91-168	.542	-	-	44-52	.846	226	8.1
1986-87	34	138-297	.465	29-78	.372	114-136	.838	419	12.3
1987-88	31	134-287	.467	29-67	.433	86-112	.768	383	12.4
1988-89	33	158-352	.449	60-137	.438	105-139	.755	481	14.6
Totals	126	521-1104	.472	118-282	.418	349-439	.795	1509	12.0

14 - DAN LANGHI - 1,502 POINTS

Year	G	FG-A	PCT.	3FG-A	PCT.	FT-A	PCT.	PTS	AVG.
1996-97	31	33-76	.434	9-27	.333	55-74	.743	130	4.2
1997-98	31	68-162	.420	24-67	.358	36-47	.766	196	6.3
1998-99	29	162-388	.418	47-122	.385	141-167	.844	512	17.7
1999-00	30	222-465	.477	58-144	.403	162-186	.871	664	22.1
Totals	121	485-1091	.446	138-360	.383	394-474	.831	1502	12.4

15 - A.J. OGILVY - 1,468 POINTS

Year	G	FG-A	PCT.	3FG-A	PCT.	FT-A	PCT.	PTS	AVG.
2007-08	34	201-342	.588	0-2	.000	176-229	.769	578	17.0
2008-09	29	152-280	.543	7-27	.259	137-196	.699	448	15.4
2009-10	33	142-279	.509	0-0	.000	158-216	.731	442	13.4
Totals	96	495-901	.549	7-29	.241	471-641	.735	1468	15.3

16 - SCOTT DRAUD - 1,466 POINTS

Year	G	FG-A	PCT.	3FG-A	PCT.	FT-A	PCT.	PTS	AVG.
1986-87	34	80-190	.421	54-123	.439	34-45	.756	248	7.3
1987-88	31	69-172	.401	43-101	.426	35-44	.796	216	7.0
1988-89	35	178-415	.429	90-208	.433	100-115	.870	546	15.6
1990-91	30	146-331	.441	101-225	.449	63-72	.875	456	15.2
Totals	130	473-1108	.427	288-657	.438	232-276	.841	1466	11.3



1,000-POINT SCORERS

17 - BOBBY THYM - 1,403 POINTS

Year	G	FG-A	PCT.	3FG-A	PCT.	FT-A	PCT.	PTS	AVG.
1953-54	22	110-276	.399	-	-	76-123	.618	296	13.5
1954-55	22	112-356	.315	-	-	128-177	.723	352	16.0
1955-56	23	118-298	.362	-	-	143-204	.701	379	16.5
1956-57	22	135-318	.425	-	-	106-171	.620	376	17.1
Totals	89	475-1248	.381	-	-	453-675	.671	1403	15.8

18 - KEVIN ANGLIN - 1,389 POINTS

Year	G	FG-A	PCT.	3FG-A	PCT.	FT-A	PCT.	PTS	AVG.
1989-90	35	42-124	.339	5-36	.139	84-104	.808	173	4.9
1990-91	30	110-229	.480	34-84	.405	91-120	.758	345	11.5
1991-92	30	148-324	.457	55-137	.402	155-207	.749	506	16.9
1992-93	34	120-312	.385	40-144	.278	85-118	.720	365	10.7
Totals	129	420-989	.425	134-401	.344	415-549	.756	1389	10.8

19 - BILLY MCCAFFREY - 1,359 POINTS

Year	G	FG-A	PCT.	3FG-A	PCT.	FT-A	PCT.	PTS	AVG.
1992-93	34	241-436	.553	83-162	.512	134-154	.870	699	20.6
1993-94	32	217-476	.456	58-154	.377	168-189	.880	660	20.6
Totals	66	458-912	.502	141-316	.446	302-343	.880	1359	20.6

20 - BUTCH FEHER - 1,345 POINTS

Year	G	FG-A	PCT.	3FG-A	PCT.	FT-A	PCT.	PTS	AVG.
1972-73	21	44-109	.404	-	-	30-47	.638	118	5.6
1973-74	28	84-211	.398	-	-	69-84	.821	237	8.5
1974-75	26	197-385	.512	-	-	139-182	.764	533	20.5
1975-76	27	173-362	.478	-	-	111-144	.771	457	16.9
Totals	102	498-1067	.467	-	-	349-457	.763	1345	13.2

21 - TERRY COMPTON - 1,326 POINTS

Year	G	FG-A	PCT.	3FG-A	PCT.	FT-A	PCT.	PTS	AVG.
1971-72	26	173-319	.542	-	-	109-153	.712	450	17.3
1972-73	26	191-388	.492	-	-	79-104	.760	461	17.7
1973-74	28	163-358	.455	-	-	89-102	.873	415	14.8
Totals	80	527-1065	.495	-	-	277-359	.772	1326	16.6

22 - FRANK SECKAR - 1,317 POINTS

Year	G	FG-A	PCT.	3FG-A	PCT.	FT-A	PCT.	PTS	AVG.
1992-93	34	45-112	.402	30-70	.429	32-44	.727	152	4.5
1993-94	32	88-201	.438	62-138	.449	46-63	.730	284	8.9
1994-95	28	117-272	.430	83-195	.426	41-58	.707	358	12.8
1995-96	32	170-407	.418	103-272	.379	80-108	.741	523	16.3
Totals	126	429-992	.428	278-675	.419	199-273	.729	1317	10.5

23 - BARRY BOOKER - 1,310 POINTS

Year	G	FG-A	PCT.	3FG-A	PCT.	FT-A	PCT.	PTS	AVG.
1985-86	26	38-90	.422	-	-	18-25	.720	94	3.6
1986-87	34	134-281	.477	85-170	.500	50-60	.833	403	11.9
1987-88	31	120-266	.451	74-171	.433	24-32	.750	338	10.9
1988-89	33	166-352	.472	87-194	.449	56-86	.667	475	14.4
Totals	124	458-989	.463	246-535	.460	148-203	.729	1310	10.6

24 - WILL PERDUE - 1,281 POINTS

Year	G	FG-A	PCT.	3FG-A	PCT.	FT-A	PCT.	PTS	AVG.
1983-84	17	21-45	.467	-	-	4-9	.444	46	2.7
1985-86	22	31-53	.585	-	-	14-32	.438	76	3.2
1986-87	34	233-389	.599	-	-	126-204	.618	592	17.4
1987-88	31	234-369	.634	-	-	99-147	.674	567	18.3
Totals	104	519-856	.606	-	-	243-392	.620	1281	12.3

25 - JEFF TURNER - 1,271 POINTS

Year	G	FG-A	PCT.	3FG-A	PCT.	FT-A	PCT.	PTS	AVG.
1980-81	28	40-96	.417	-	-	20-31	.645	100	3.6
1981-82	27	99-189	.524	-	-	52-71	.732	250	9.3
1982-83	33	180-366	.492	-	-	75-98	.765	435	13.2
1983-84	29	200-375	.533	-	-	86-102	.843	486	16.8
Totals	117	519-1026	.506	-	-	233-302	.771	1271	10.9

26 - JERMAINE BEAL - 1,253 POINTS

Year	G	FG-A	PCT.	3FG-A	PCT.	FT-A	PCT.	PTS	AVG.
2006-07	34	33-98	.337	10-38	.263	52-65	.800	128	3.8
2007-08	34	71-185	.384	31-99	.313	84-111	.757	257	7.6
2008-09	31	118-280	.421	58-144	.403	93-113	.823	387	12.5
2009-10	33	158-359	.440	72-190	.379	93-116	.802	481	14.6
Totals	132	380-922	.412	171-471	.363	322-405	.795	1253	9.5

27 - BRAD TINSLEY - 1,252 POINTS

Year	G	FG-A	PCT.	3FG-A	PCT.	FT-A	PCT.	PTS	AVG.
2008-09	31	108-258	.419	69-168	.411	56-68	.824	341	11.0
2009-10	33	77-190	.405	31-105	.295	44-51	.863	229	6.9
2010-11	34	115-264	.436	45-122	.369	84-102	.824	359	10.6
2011-12	36	110-232	.474	44-106	.415	59-69	.855	323	9.0
Totals	134	410-944	.434	189-501	.377	243-290	.838	1252	9.3

28 - THORPE WEBER - 1,209 POINTS

Year	G	FG-A	PCT.	3FG-A	PCT.	FT-A	PCT.	PTS	AVG.
1968-69	26	138-282	.489	-	-	86-116	.741	362	13.9
1969-70	26	161-377	.427	-	-	86-131	.656	408	15.7
1970-71	26	174-390	.446	-	-	91-131	.695	439	16.9
Totals	78	473-1049	.451	-	-	263-378	.696	1209	15.5

29 - AL ROCHELLE - 1,206 POINTS

Year	G	FG-A	PCT.	3FG-A	PCT.	FT-A	PCT.	PTS	AVG.
1953-54	8	10-36	.278	-	-	29-41	.707	49	6.1
1954-55	22	119-309	.385	-	-	117-157	.745	355	16.1
1955-56	23	134-345	.388	-	-	153-204	.750	421	18.3
1956-57	22	153-376	.407	-	-	75-96	.781	381	17.3
Totals	75	416-1066	.390	-	-	374-498	.751	1206	16.1

30 - JIM HENRY - 1,198 POINTS

Year	G	FG-A	PCT.	3FG-A	PCT.	FT-A	PCT.	PTS	AVG.
1956-57	22	95-212	.448	-	-	101-151	.670	291	13.2
1957-58	24	182-393	.463	-	-	129-187	.790	493	20.5
1958-59	22	148-310	.477	-	-	118-150	.787	414	18.8
Totals	68	425-915	.464	-	-	348-488	.713	1198	17.6

31 - JOE FORD - 1,193 POINTS

Year	G	FG-A	PCT.	3FG-A	PCT.	FT-A	PCT.	PTS	AVG.
1972-73	26	46-121	.380	-	-	48-64	.750	140	5.4
1973-74	28	115-229	.502	-	-	66-89	.742	296	10.6
1974-75	26	121-257	.471	-	-	94-112	.839	336	12.9
1975-76	27	159-309	.515	-	-	103-126	.817	421	15.6
Totals	107	441-916	.481	-	-	311-391	.795	1193	11.1

32 - BILLY JOE ADCOCK - 1,190 POINTS

Year	G	FG-A	PCT.	3FG-A	PCT.	FT-A	PCT.	PTS	AVG.
1946-47	14	67	-	-	-	26-47	.553	160	11.4
1947-48	22	144	-	-	-	88-129	.682	376	17.1
1948-49	22	130	-	-	-	79-125	.632	339	15.4
1949-50	25	112	-	-	-	91-141	.645	315	12.5
Totals	83	453	-	-	-	284-442	.643	1190	14.3



1,000-POINT SCORERS

33 - BRETT BURROW - 1,149 POINTS

Year	G	FG-A	PCT.	3FG-A	PCT.	FT-A	PCT.	PTS	AVG.
1982-83	33	53-120	.442	-	-	52-65	.800	158	4.8
1983-84	29	90-175	.514	-	-	41-64	.641	221	7.6
1984-85	28	137-265	.517	-	-	126-148	.851	400	14.3
1985-86	28	126-256	.492	-	-	118-143	.825	370	13.2
Totals	118	406-816	.498	-	-	337-420	.802	1149	9.7

34 - BABE TAYLOR - 1,144 POINTS

Year	G	FG-A	PCT.	3FG-A	PCT.	FT-A	PCT.	PTS	AVG.
1952-53	19	95-276	.344	-	-	17-23	.739	207	10.9
1953-54	22	105-318	.330	-	-	62-74	.838	272	12.4
1954-55	20	137-384	.357	-	-	67-93	.720	341	17.0
1955-56	23	141-391	.361	-	-	42-57	.737	324	14.1
Totals	84	478-1371	.349	-	-	188-247	.761	1144	13.6

35 - MARIO MOORE - 1,137 POINTS

Year	G	FG	PCT.	3FG-A	PCT.	FT-A	PCT.	PTS	AVG.
2002-03	29	59-179	.330	35-101	.347	23-37	.622	176	6.1
2003-04	33	132-336	.393	66-182	.363	41-53	.774	371	11.2
2004-05	34	155-348	.445	77-193	.399	72-89	.809	459	13.5
2005-06	24	49-145	.338	19-83	.229	14-23	.609	131	5.5
Totals	120	395-1008	.392	197-559	.352	150-202	.743	1137	9.5

36 - BRUCE ELDER - 1,086 POINTS

Year	G	FG	PCT.	3FG-A	PCT.	FT-A	PCT.	PTS	AVG.
1990-91	30	117-248	.472	26-71	.361	80-106	.755	340	11.3
1991-92	29	124-260	.477	33-78	.423	79-110	.718	360	12.4
1992-93	34	142-239	.594	20-52	.385	82-105	.781	386	11.4
Totals	93	383-747	.513	79-202	.391	241-321	.751	1086	11.7

37 - BO WYENANDT - 1,078 POINTS

Year	G	FG	PCT.	3FG-A	PCT.	FT-A	PCT.	PTS	AVG.
1965-66	26	127-271	.469	-	-	75-101	.743	329	12.7
1966-67	26	160-313	.514	-	-	75-101	.743	395	16.5
1967-68	26	124-289	.429	-	-	106-127	.835	354	13.6
Totals	78	411-873	.471	-	-	256-329	.778	1078	13.8

38 - TODD MILHOLLAND - 1,053 POINTS

Year	G	FG	PCT.	3FG-A	PCT.	FT-A	PCT.	PTS	AVG.
1988-89	31	36-75	.480	2-6	.333	14-17	.824	88	2.8
1989-90	35	134-258	.519	11-29	.379	58-78	.744	337	9.6
1990-91	24	102-196	.520	4-13	.308	74-91	.813	282	11.8
1991-92	29	140-260	.539	5-15	.333	61-75	.813	346	11.9
Totals	119	412-789	.522	22-63	.349	207-261	.793	1053	8.8

39 - DAN FINCH - 1,045 POINTS

Year	G	FG	PCT.	3FG-A	PCT.	FT-A	PCT.	PTS	AVG.
1951-52	25	67-191	.351	-	-	58-96	.604	192	7.7
1952-53	18	124-351	.353	-	-	124-183	.678	372	20.7
1953-54	22	165-427	.386	-	-	151-211	.716	481	21.9
Totals	65	356-969	.367	-	-	333-490	.680	1045	16.1

40 - SAM HOWARD - 1,042 POINTS

Year	G	FG	PCT.	3FG-A	PCT.	FT-A	PCT.	PTS	AVG.
1998-99	29	79-213	.371	58-158	.367	17-23	.739	233	8.0
1999-00	30	109-280	.389	78-216	.361	20-27	.741	316	10.5
2000-01	30	69-201	.343	35-120	.292	20-27	.741	193	6.4
2001-02	31	108-237	.456	67-159	.421	17-25	.680	300	9.7
Totals	120	365-931	.392	238-653	.364	74-102	.725	1042	8.7

41 - AUSTIN BATES - 1,020 POINTS

Year	G	FG	PCT.	3FG-A	PCT.	FT-A	PCT.	PTS	AVG.
1993-94	15	4-11	.364	0-0	.000	3-6	.500	11	0.7
1995-96	32	80-169	.473	0-0	.000	14-23	.609	174	5.4
1996-97	31	158-302	.523	0-2	.000	63-89	.708	379	12.2
1997-98	33	181-355	.510	0-2	.000	93-139	.676	456	13.8
Totals	111	423-837	.505	0-4	.000	173-257	.673	1,020	9.2

42 - PERRY WALLACE - 1,010 POINTS

Year	G	FG	PCT.	3FG-A	PCT.	FT-A	PCT.	PTS	AVG.
1967-68	26	111-260	.426	-	-	30-60	.500	252	9.7
1968-69	26	135-308	.438	-	-	27-53	.509	297	11.4
1969-70	26	197-400	.493	-	-	67-87	.770	461	17.7
Totals	78	443-968	.458	-	-	124-200	.620	1010	12.9

43 - ALEX GORDON - 1,007 POINTS

Year	G	FG	PCT.	3FG-A	PCT.	FT-A	PCT.	PTS	AVG.
2004-05	34	57-166	.343	40-116	.345	50-64	.781	204	6.0
2005-06	30	50-132	.379	31-84	.369	39-53	.736	170	5.7
2006-07	34	80-202	.396	52-136	.382	53-72	.736	265	7.8
2007-08	34	111-275	.404	77-192	.401	69-88	.784	369	10.8
Totals	132	298-775	.385	200-528	.379	211-277	.762	1007	7.6



VANDERBILT IN THE PROS



John Jenkins
2012



Festus Ezeli
2012



Jeffery Taylor
2012



Shan Foster
2008



Derrick Byars
2007



Matt Freije
2005



Frank Kornet
1990-91



Jeff Turner
1985-87,
1990-96



Bill Ligon
1974



Clyde Lee
1967-1971



COMMODORES IN THE NBA DRAFT

Year	Player	Team	Round
2012	John Jenkins	Atlanta	1st (23rd pick)
	Festus Ezeli	Golden State	1st (30th pick)
	Jeffery Taylor	Charlotte	2nd (31st pick)
2008	Shan Foster	Dallas	2nd
2007	Derrick Byars	Portland (Traded to Philadelphia)	2nd
2004	Matt Freije	Miami	2nd
2000	Dan Langhi	Dallas (Traded to Houston)	2nd
1989	Frank Kornet	Milwaukee	2nd
1988	Will Perdue	Chicago	1st (11th pick)
1987	Glen Clem	New York	5th
1984	Jeff Turner	New Jersey	1st (7th pick)
1981	Charles Davis	Washington	2nd
	Mike Rhodes	San Antonio	5th
1980	Tommy Springer	Denver	7th
1976	Butch Feher	Phoenix	2nd
	Jeff Fosnes	Golden State	4th
1974	Jan van Breda Kolff	Portland	2nd
	Terry Compton	Kansas City-Omaha	4th
	Bill Ligon	Detroit	10th
1973	Steve Turner	Boston	10th
	Rod Freeman	Philadelphia	11th
1971	Thorpe Weber	Boston	6th
1970	Perry Wallace	Philadelphia	5th
1969	Tom Hagan	San Francisco	3rd
	Bob Bundy	Atlanta	7th
1968	Bob Warren	Atlanta	4th
	Bo Wyenandt	Cincinnati	10th
1967	Jerry Southwood	Baltimore	18th
1966	Clyde Lee	San Francisco	1st (3rd pick)
	Keith Thomas	Los Angeles	6th
1961	Bill Depp	Boston	3rd
1959	Jim Henry	Minneapolis	6th
1957	Al Rochelle	St. Louis	5th
1954	Dan Finch	Minneapolis	—
1951	George Kelley	Indianapolis	—
1950	Billy Joe Adcock	Fort Wayne	—

Careers in Professional Basketball

CHARLES DAVIS
Washington (NBA) 1982-1985
Milwaukee (NBA) 1985-1988
San Antonio (NBA) 1988
Chicago (NBA) 1989-1990

BUTCH FEHER
Phoenix (NBA) 1977

ROD FREEMAN
Philadelphia (NBA) 1974

MATT FREIJE
New Orleans (NBA) 2005
Nashville (ABA) 2005
Atlanta (NBA) 2007

TOM HAGAN
Dallas (ABA) 1970-71
Kentucky (ABA) 1971

WILLIE "HUTCH" JONES
San Diego (NBA) 1983-84

FRANK KORNET
Milwaukee (NBA) 1990-91

DAN LANGHI
Houston (NBA) 2001-02
Phoenix (NBA) 2003
Golden State (NBA) 2004
Milwaukee (NBA) 2004

CLYDE LEE
San Francisco (NBA) 1967-71
Golden State (NBA) 1972-74
Atlanta (NBA) 1975
Philadelphia (NBA) 1975-76

BILL LIGON
Detroit (NBA) 1975

WILL PERDUE
Chicago (NBA) 1989-95
San Antonio (NBA) 1996-99
Chicago (NBA) 2000

ROGER SCHURIG
Houston (ABA)-1968

JEFF TURNER
New Jersey (NBA)-1985-87
Orlando Magic (NBA) 1990-96

JAN VAN Breda Kolff
Denver (ABA) 1975
Virginia (ABA) 1976
Kentucky (ABA) 1976
N.Y./N.J Nets (NBA) 1977-83

BOB WARREN
Los Angeles (ABA) 1969-70
Memphis (ABA)-1971-72
Carolina (ABA) 1972-73
Dallas (ABA) 1973
Utah (ABA) 1973-74
San Antonio (ABA) 1974-76



COMMODORES IN THE PROS

Charles Davis • F • 6-7 • 215 • Nashville, Tenn.

Yr-Team	G	FG-A	PCT.	3FG-A	PCT	FT-A	PCT.	REB-AVG.	PTS-AVG.
1982-WASH-N	54	88-184	.478	0-2	.000	30-37	.811	133-2.5	206-3.8
1983-WASH-N	74	251-534	.470	2-10	.200	56-89	.629	213-2.9	560-7.6
1984-WASH-N	46	103-218	.472	1-9	.111	24-39	.615	103-2.2	231-5.0
1985-WASH-N	4	2-10	.200	0-0	.000	3-4	.750	4-1.0	7-1.8
1985-MILW-N	57	151-346	.436	1-10	.100	48-58	.828	149-2.6	351-6.2
1986-MILW-N	57	188-397	.474	3-24	.125	61-75	.813	170-3.0	440-7.7
1988-MILW-N	5	6-18	.333	0-2	.000	0-0	.000	3-0.6	12-2.4
1988-SA-N	16	42-97	.432	1-15	0.67	7-10	.700	38-2.4	92-5.8
1989-CHI-N	49	81-190	.426	4-15	.267	19-26	.731	114-2.3	185-3.78
1990-CHI-N	53	58-158	.367	7-25	.280	7-8	.875	81-1.5	130-2.5
8 Seasons	415	970-2152	.451	19-112	.170	255-346	.737	1008-2.4	2214-5.3

Butch Feher • G • 6-4 • 185 • Flint, Mich.

Yr-Team	G	FG-A	PCT.	3FG-A	PCT	FT-A	PCT.	REB-AVG.	PTS-AVG.
1977-PHO-N	48	86-162	.530	-	-	76-99	.768	74-1.54	248-5.17
1 Season	48	86-162	.530	-	-	76-99	.768	74-1.54	248-5.17

Rod Freeman • F • 6-7 • 225 • Anderson, Ind.

Yr-Team	G	FG-A	PCT.	3FG-A	PCT	FT-A	PCT.	REB-AVG.	PTS-AVG.
1974-PHI-N	35	39-103	.379	-	-	28-41	.683	54-1.5	106-3.0
1 Season	35	39-103	.379	-	-	28-41	.683	54-1.5	106-3.0

Matt Freije • F • 6-10 • 249 • Overland Park, Kan.

Yr-Team	G	FG-A	PCT.	3FG-A	PCT	FT-A	PCT.	REB-AVG.	PTS-AVG.
2005-NOH-N	23	37-127	.291	14-54	.259	5-8	.625	61-2.7	93-4.0
2007-ATL-N	19	16-54	.296	3-22	.136	5-6	.833	24-0.4	40-2.1
2 Seasons	42	53-181	.293	17-76	.224	10-14	.600	85-2.0	133-3.2

Tom Hagan • G • 6-3 • 185 • Louisville, Ky.

Yr-Team	G	FG-A	PCT.	3FG-A	PCT	FT-A	PCT.	REB-AVG.	PTS-AVG.
1970-DLC-A	24	37-81	.457	7	-	22-29	.759	30-1.3	103-4.3
1971-KEN-A	4	2-10	.200	0	-	0-2	.000	1-0.3	4-1.0
1971-TEX-A	45	98-236	.415	12	-	43-61	.705	82-1.8	251-5.6
2 Seasons	73	137-327	.419	19	-	65-92	.707	113-1.6	358-4.9

Willie "Hutch" Jones • F • 6-8 • 190 • Buffalo, N.Y.

Yr-Team	G	FG-A	PCT.	3FG-A	PCT	FT-A	PCT.	REB-AVG.	PTS-AVG.
1983-SDC-N	9	17-37	.459	0-0	.000	6-6	1.000	17-1.9	40-4.4
1984-SDC-N	4	0-3	.000	0-0	.000	1-4	.250	0-0.0	1-0.3
2 Seasons	13	17-40	.430	0-0	.000	7-10	.700	17-1.3	41-3.2

Frank Kornet • F • 6-9 • 225 • Lexington, Ky.

Yr-Team	G	FG-A	PCT.	3FG-A	PCT	FT-A	PCT.	REB-AVG.	PTS-AVG.
1990-MIL-N	57	42-114	.368	5-20	.250	24-39	.615	71-1.2	113-2.0
1991-MIL-N	32	23-62	.371	5-18	.278	7-13	.538	24-0.8	58-1.8
2 Seasons	89	65-176	.369	10-38	.263	31-52	.596	95-1.1	171-1.9

Dan Langhi • F • 6-11 • 220 • Chicago, Ill.

Yr-Team	G	FG-A	PCT.	3FG-A	PCT	FT-A	PCT.	REB-AVG.	PTS-AVG.
2001-HOU-N	33	37-99	.374	0-1	.000	16-29	.552	41-1.2	90-2.7
2002-HOU-N	34	49-125	.393	1-4	.250	8-11	.727	67-2.0	107-3.2
2003-PHO-N	60	81-202	.401	9-31	.290	12-20	.600	87-1.5	183-3.1
2004-GSW-N	4	2-6	.333	0-0	.000	2-2	1.000	3-0.8	6-1.5
2004-MIL-N	2	3-8	.375	1-2	.500	0-0	.000	1-0.5	7-1.8
4 Seasons	133	172-440	.391	11-38	.289	38-62	.613	199-1.5	393-3.5

Clyde Lee • F/C • 6-10 • 205 • Nashville, Tenn.

Yr-Team	G	FG-A	PCT.	3FG-A	PCT	FT-A	PCT.	REB-AVG.	PTS-AVG.
1967-SFW-N	74	205-503	.408	-	-	105-166	.633	551-7.4	515-7.0
1968-SFW-N	82	373-894	.417	-	-	229-335	.683	1141-13.9	975-11.9
1969-SFW-N	65	268-674	.398	-	-	160-256	.625	897-13.8	696-10.7
1970-SFW-N	82	362-822	.440	-	-	178-300	.593	929-11.3	902-11.0a
1971-SFW-N	82	194-428	.453	-	-	111-199	.558	570-7.0	499-6.1
1972-GSW-N	78	256-544	.471	-	-	120-222	.541	1132-14.5	632-8.1
1973-GSW-N	66	170-365	.466	-	-	74-131	.565	598-9.1	414-6.3
1974-GSW-N	54	129-284	.454	-	-	62-107	.579	598-11.1	320-5.9
1975-ATL-N	9	12-36	.333	-	-	32-39	.821	70-7.8	56-6.2
1975-PHI-N	71	164-391	.419	-	-	87-138	.630	687-9.7	415-5.8
1976-PHI-N	79	123-282	.436	-	-	63-95	.663	453-5.7	309-3.9
10 Seasons	742	2256-5223	.432	-	-	1221-1988	.614	7626-10.3	5733-7.7

Bill Ligon • G • 6-4 • 180 • Nashville, Tenn.

Yr-Team	G	FG-A	PCT.	3FG-A	PCT	FT-A	PCT.	REB-AVG.	PTS-AVG.
1975-DET-N	38	55-143	.385	-	-	16-25	.640	26-0.7	126-3.3
1 Season	38	55-143	.385	-	-	16-25	.640	26-0.7	126-3.3

Will Perdue • C • 7-0 • 240 • Melbourne, Fla.

Yr-Team	G	FG-A	PCT.	3FG-A	PCT	FT-A	PCT.	REB-AVG.	PTS-AVG.
1989-CHI-N	30	29-72	.403	0-0	.000	8-14	.571	45-1.5	66-2.2
1990-CHI-N	77	111-268	.414	0-5	.000	72-104	.692	214-2.8	294-3.8
1991-CHI-N	74	116-235	.510	0-3	.000	75-112	.670	336-4.5	307-4.1
1992-CHI-N	77	152-278	.547	1-2	.500	45-91	.495	312-4.1	350-4.6
1993-CHI-N	72	137-246	.557	0-1	.000	67-111	.604	287-4.0	341-4.7
1994-CHI-N	43	47-112	.420	0-1	.000	23-32	.719	126-2.9	117-2.7
1995-CHI-N	78	254-459	.553	0-1	.000	113-194	.582	522-6.7	621-8.0
1996-SAS-N	80	173-331	.522	0-1	.000	67-125	.536	485-6.1	413-5.2
1997-SAS-N	65	233-410	.568	0-0	.000	99-171	.579	638-9.8	565-8.7
1998-SAS-N	79	162-295	.549	0-1	.000	70-133	.526	535-6.8	394-5.0
1999-SAS-N	37	38-60	.633	0-0	.000	14-26	.538	138-3.7	90-2.4
2000-CHI-N	67	59-168	.351	0-0	.000	50-105	.476	262-3.9	168-2.5
2001-POR-N	13	6-9	.667	0-0	.000	2-4	.500	18-1.4	14-1.1
13 Seasons	792	1517-2943	.515	1-15	.067	705-1222	.577	3918-4.9	3740-4.7

Roger Schurig • G • 6-3 • 185 • Kirkwood, Mo.

Yr-Team	G	FG-A	PCT.	3FG-A	PCT	FT-A	PCT.	REB-AVG.	PTS-AVG.
1968-HSM-A	21	35-94	.372	3	-	27-36	.750	29-1.4	100-4.8
1 Season	21	35-94	.372	3	-	27-36	.750	29-1.4	100-4.8

Jeff Turner • F/C • 6-9 • 230 • Bangor, Maine

Yr-Team	G	FG-A	PCT.	3FG-A	PCT	FT-A	PCT.	REB-AVG.	PTS-AVG.
1985-NJN-N	72	171-377	.453	0-3	.000	79-92	.858	218-3.0	421-5.8
1986-NJN-N	53	84-171	.491	0-1	.000	58-78	.744	137-2.6	226-4.3
1987-NJN-N	76	151-325	.465	0-1	.000	76-104	.731	197-2.6	378-5.0
1990-ORL-N	60	132-308	.429	2-10	.200	42-54	.778	227-3.8	308-5.1
1991-ORL-N	71	259-532	.487	6-15	.400	85-112	.759	363-5.1	609-8.6
1992-ORL-N	75	225-499	.451	1-8	.125	79-114	.693	246-3.3	530-7.1
1993-ORL-N	75	231-437	.529	10-17	.588	56-70	.800	252-3.4	528-7.0
1994-ORL-N	68	199-426	.467	18-55	.327	35-45	.778	271-4.0	451-6.6
1995-ORL-N	49	73-178	.410	27-75	.360	26-29	.897	97-2.0	199-4.1
1996-ORL-N	13	18-51	.353	9-27	.333	2-2	1.000	28-2.2	47-3.6
10 Seasons	612	1543-3304	.467	73-212	.344	538-700	.769	2036-3.3	3697-6.0

Jan van Breda Kolff • G/F • 6-7 • 195 • Palos Verdes, Calif.

Yr-Team	G	FG-A	PCT.	3FG-A	PCT	FT-A	PCT.	REB-AVG.	PTS-AVG.
1975-DNA-A	84	155-342	.453	0	-	177-211	.839	358-4.3	487-5.8
1976-KEN-A	43	95-192	.495	1	-	56-68	.824	195-4.5	247-5.7
1976-VIR-A	37	128-296	.432	1	-	109-130	.838	241-6.5	366-9.9
1977-NYN-N	72	271-609	.445	-	-	195-228	.855	460-6.4	737-10.2
1978-NJN-N	68	107-292	.366	-	-	87-123	.707	244-3.6	737-10.8
1979-NJN-N	80	196-423	.463	-	-	146-183	.798	382-4.8	538-6.7
1980-NJN-N									



VU LETTERMEN

A

Abernathy, Dick, "Ab", 1930
 Adair, Andrew, 1983
 Adams, A. G., Jr., 1908
 Adams, Alf, "Shug", 1919, 20
 Adams, Joseph, "Bud", 1986, 87
 Adcock, Billy Joe, 1948, 49, 50
 Akin, Lewis E., 1957
 Allsmiller, Brian, 1978, 79, 80, 81
 Amaechi, John, 1991
 Amsler, James, 1988, 89
 Anglin, Kevin, 1990, 91, 92, 93
 Arnholt, Tom, 1970, 71, 72

B

Bailey, J. M., 1918
 Baird, Sonny, 1942
 Baker, Dave, 1927, 28
 Baker, Fred, 1995
 Ball, Byron, 1985, 86
 Ball, J. A., 1946
 Ballenger, Ryan, 1942
 Ballestra, Alberto, 1989, 90
 Banks, Larry E., 1959, 60, 61
 Bartch, Hal, 1968, 69
 Bates, Austin, 1994, 96, 97, 98
 Bates, Don, 1957
 Bates, Doug, 1971, 72, 73
 Beal, Jermaine, 2007, 08, 09
 Bell, Alvin, "Pep", 1921, 22, 23, 24
 Benjamin, Fred, 1988, 89, 91
 Bennett, Erskin, 1975
 Bemenderfer, Neil, 1975, 76
 Berwanger, Pat, 1978, 79, 80
 Bell, Keegan, 2008
 Beth, Aaron, 1991, 92, 93, 94
 Biles, Shelton, 1944
 Blair, Frank, 1914, 15, 16
 Blair, Frank, 1946
 Blake, C. B., 1904
 Blake, B., 1907
 Blake, D., 1907
 Blake, J. V., 1908
 Blake, R. E., 1904
 Bland, Robert R., 1960, 61, 62
 Bomar, Lynn, 1922, 23, 24
 Booker, Barry, 1986, 87, 88, 89
 Boswell, Dave, 1966, 67
 Bridges, Frank, 1926, 27, 28
 Brock, Jack, 1945
 Brooks, Dan, 1926, 27, 28
 Brown, Enoch, "Nuck", 1912, 13, 14
 Brown, JeJuan, 2007
 Brown, Manning, 1922
 Brown, Robert, 1909, 10, 11
 Brown, Tom, 1912, 13, 14
 Brubaker, Robert, 1937
 Brumbach, Charles F., 1909
 Bryngelson, Bill, 1944, 45
 Buchi, Harold, 1935
 Buechlein, Charles A., 1955, 56
 Bundy, Bob, 1967, 68, 69

Burrow, Brett, 1983, 84, 85, 86
 Burton, Robert E., 1960, 62
 Butler, Glen, 1970, 71, 72
 Byars, Derrick, 2006, 2007

C

Cage, Dan, 2004, 05, 06, 07
 Caldwell, W. H. Gerald, Jr., 1955
 Calvert, Roy Wayne, 1964, 65, 66
 Cammarata, Rick, 1969
 Campbell, Kenny, 1965, 66, 67, 68
 Carloss, Matt, 1934, 35, 36
 Carroll, DeMarre, 2005, 06
 Cattelino, John, 1972, 73
 Chalfant, Bertram, 1930, 31
 Chess, Bob, 1972, 73, 74, 75
 Childs, Ralph A., 1956
 Clark, Jimmy, 1951
 Clark, Ray, 1960, 61, 62
 Clary, Ben, 1902, 03
 Clary, J., 1902
 Clary, Lawson, 1902, 03, 04
 Clem, Glen, 1984, 85, 86, 87
 Cody, Joshuway, 1915, 16, 20
 Coffee, Shelby, 1929, 30, 31
 Cole, Elliott, 2008, 09
 Coleman, Dave, 1935, 36, 37
 Collett, Mike, 1988
 Compton, Terry, 1972, 73, 74
 Conn, Jimmy, 1970, 71
 Cook, Charlie, 1927, 28
 Corcoran, Tony, 1942
 Corman, George, 1918
 Coulibaly, Darius, 1999, 00, 01, 02
 Coverdale, Jonas, 1924, 25
 Covington, Connie, 1918
 Cox, Phil, 1982, 83, 84, 85
 Cowan, Gerald, 1921, 22
 Craig, Mike, 1948, 49
 Crain, Carl, 1976, 77, 78, 79
 Cram, Donald, 1928, 29, 30
 Crook, Senter, 1918, 19
 Cugini, Gianni, 1996, 97
 Cummings, Jim, 1953
 Cummings, John, 1929
 Cuninggim, Merrimon, 1929, 30
 Curley, Pete, 1934, 35, 36
 Curtis, Bucky, 1949

D

Dalton, John, 1946
 Daunic, Willy, 1990, 91, 92
 Davidson, Robert, 1913, 14, 15, 16
 Davies, Bob, 1984, 85
 Davis, Charles, 1977, 78, 79, 80, 81
 Davis, George H., 1954
 Davis, H. W., 1901, 02, 03
 Davis, Joe, "Sticky", 1941
 Davis, Douglas P., 1929
 DeCourcy, Neil, 1973, 74
 Dehoney, Homer, 1943
 Depp, William B., 1959, 60, 61

Derenbecker, John, 1981, 82
 Diffie, Jimmy, 1945
 Disharoon, Hugh, 1930
 Di Spaltro, Billy, 1995, 96, 97, 98
 Dixon, Rand, 1934
 Doninger, John A., 1960, 61
 Doyne, Barney, 1931
 Drace, C. G., 1918
 Drake, George, 2007, 08, 09
 Draud, Scott, 1987, 88, 90, 91
 Due, Dan, 1968, 69
 Duffy, Joe, 2008, 09, 10, 11
 Dulaney, Darrell, 1983, 84, 85, 86
 DuPont, Michael, 1983
 Duvier, Hank, 1948, 49, 50

E

Elbert (NFNA)*, 1926
 Elder, Bruce, 1991, 92, 93
 Elliott, Mark, 1977, 78, 79, 80
 Embry, Slim, 1922, 23
 Erwin, Roy V., 1908
 Etheridge, David, 1985
 Evans, Malik, 1992, 94, 95, 96
 Ewers, Bill, 1945, 46
 Ewing, William M., 1931
 Ezeli, Festus, 2009, 10, 11, 12

F

Feher, Ray, "Butch", 1973, 74, 75, 76
 Feix, Bill, 1952, 53
 Fields, Charley, 1936, 37
 Finch, Dan, 1952, 53, 54
 Fiser, Warren S., 1959, 60, 61
 Floyd, Johnny, 1920
 Ford, Joe, 1973, 74, 75, 76
 Ford, Turney, 1938, 39
 Ford, Vince, 1996, 97, 98, 99
 Fortune, Chuggy, 1933
 Fosnes, Jeff, 1973, 74, 75, 76
 Foster, Julian, "Julie", 1931, 32, 33
 Foster, Raymond, 1923, 24
 Foster, Shan, 2005, 06, 07, 08
 Fowler, Lee, 1972, 73, 74
 Franklin, Adolph, 1929
 Franklin, Tom, 1930
 Frazier, Anddrikk, 1995
 Freeland, E. Y., 1910, 11, 12
 Freeman, Rod, 1970, 71, 72, 73
 Freije, Matt, 2001, 02, 03, 04
 French, James E., 1956, 57, 58
 Fridrich, Gerald, 1952, 53, 54, 55
 Fuller, Greg, 1977, 78, 79
Fuller, Kyle, 2011, 12

G

Gambill, John M., 1963, 64
 Gannaway, Herbert, 1901
 Gary, Jeff, 1982, 83, 84, 85, 86
 Gayden, Hamilton, 1957
 Gee, Billie Frank, 1953, 54, 55, 56
 Geny, Willie, 1934, 35, 36

Gibbs, Jo Malcolm, 1954, 55, 56, 57
 Gibbs, Kenny, 1965, 66, 67
 Gibson, Roy M., 1928
 Gilbert, Mack, 1929
 Gilmore, W. L., 1910
 Gish, Bobby Lance, 1962, 63
 Gleaves, Dick, 1920, 21
 Godchaux, Frank A., 1921
 Godwin, Alex E., 1931
 Goheen, Barry, 1986, 87, 88, 89
 Gordon, Alex, 2005, 06, 07, 08
 Gore, Charles, 1931
 Goulbourne, Lance, 2009, 10, 11, 12
 Govedarica, Ted, 1975
 Grace, Robert W., 1963, 64, 65
 Graham, Alvin, 1933
 Graham, Dick, 1911
 Graham, Ed, 1942
 Graham, Jamie, 2008, 09
 Graham, Robbie, 1990
 Grant, Steve, 1988, 89, 90, 91
 Graves, Joe, 1945
 Gray, Jimmy, 1980, 81
 Greenbaum, Ralph M., 1958
 Green, Robert E., 1964, 65, 66
 Gregor, Robert M., 1956, 57, 58
 Grider, Sydney, 1986, 87
 Griffiths, Ronald S., 1961, 62
 Grossman, Thomas R., 1953

H

Hackett, Walter, 1937, 38
 Hagan, Tom, 1967, 68, 69
 Hale, John W., 1959
 Hall, Dan, 1990, 92, 93, 94
 Hall, Glen, 1907
 Hall, Jerry Don, 1960, 62, 63
 Haller, Alex, 1945
 Hambrick, David, 1943, 44
 Hamilton, E. J., 1903, 04
 Hammond, Aubrey, 2005, 06, 07
 Hanna, Ross, 1938, 39, 40
 Hardage, L. W., 1912
 Harlan, Bill, 1938, 39
 Harrison, Charles E., 1953, 54, 55, 56
 Heistand, Ed, 1939
 Heldman, Jack, 1950, 51, 52
Henderson, Josh, 2012
 Henderson, Tommy, 1931, 32, 33
 Hendricks, Harvey, 1918
 Henry, Douglas, 1911
 Henry, James E., 1957, 58, 59
 Herring, Bucky, 1951
 Hines, Charles R., 1963, 64
 Hinkle, Carl, 1936
 Hinkle, Charles, 2009
 Hinton, Don R., 1957, 58, 59
 Holdgraf, Maurice, 1940, 41
 Holland, Martin W., 1958
 Holman, Whit, 1946
 Holwerda, Jason, 2002, 03, 04, 05

Hopper, Lynch, 1967
 Horowitz, Arthur, 1938
 Hosbach, John S., 1962, 63
 Houghland, Hubbard, 1957, 58
 Howard, Sam, 1999, 00, 01, 02
 Howell, Joe T., 1902
 Howington, Jim, 1907
 Hudson, L. D., 1903
 Huggins, Harold "Skinny", 1932, 33, 34
 Hughes, David, 1982
 Hughes, Russell, 1913
 Hundley, Scott, 2001, 02, 03, 04
 Hunter, Ed, 1937, 38, 39
 Hutcheson, W. G., 1913
 Hyden, Johnny, 1940, 41

I

Irby, Jack, 1939, 40
 Ireland, William C., 1938
 Ireland, Francis J., 1930
 Izard, George D., 1911
 Izzaguerre, Carlos, 1944

J

Jarrett, J. H., 1915
 Jenkins, Jack, 1941, 42
 Jenkins, John, 2010, 11, 12
 Jennings, William R., 1956
 Johnson, John H., 1963
Johnson, Kedren, 2012
 Johnson, W. S., Jr., 1960, 61, 62
 Joiner, David, 1984, 85
 Jones, Bob, 1949
 Jones, Grinnell, 1901, 02, 03, 04
 Jones, Herbert, 1911
 Jones, Rick, 2000
 Jones, Willie, "Hutch", 1980, 81, 82
 Jordan, Victor, 1979

K

Kardokus, Dave, 1950, 51, 52
 Keene, Jess, 1926
 Keene, Pete, 1934, 35
 Keeton, James, 1937
 Keffer, Dicky, 1975, 76, 77
 Keller, William F., 1954, 55, 56, 57
 Kelley, George, 1949, 50, 51
 Kilzer, Walter, 1943
 King, Red, 1931, 32
 Kirkes, Patrick, 1930, 31, 32
 Klein, Louis, 1962
 Klyce, W. Henry, 1912
 Knox, Ron, 1966, 67
 Kornet, Frank, 1986, 87, 88, 89
 Kraft, Joe, 1943, 46
 Kramb, Tom, 1975
 Kuhn, Oliver "Doc", 1922, 23
 Kuiper, Paul, 1982
 Kyle, Frank, 1903



VU LETTERMEN

L
 LaFevor, Bill, 1968
 Lakey, Russell, 2001, 02, 03, 04
 Laks, Henry, 1941, 42, 43
 Lampley, Jim, 1979, 80
 Lane, Bill, 1949
 Langhi, Dan, 1997, 98, 99, 00
 Lanier, Sartain, 1931
 LaPointe, Greg, 1998, 99, 00, 01
 Lassiter, R. L., 1918
 Laughinghouse, Scott, 1988
 Laurent, John W., 1959, 60
 Lawrence, Bobby, 1944, 49
 Lawson, Chris, 1993, 94
 Lawson, Douglas, 1944, 45
 LeBlanc, Michael, 1999
 Lee, Clyde W., 1964, 65, 66
 Lekwauwa, Sam, 2000
 Lenz, Jimmy, 1981, 82, 83, 84
 Ligon, Bill, 1972, 73, 74
 Linder, Kevin, 1981, 82
 Lipscomb, Brant, "Pinky", 1939, 40, 41
 Little, Joe, 1938, 39, 40
 Lockhart, Eugene, 1907
 Lockyear, Gene, 1965, 66, 67, 68
 Lowenstein, Louis, 1928, 29
 Lowenthal, Jay, 1976, 77, 78, 79
 Lucas, J.J., 1995
 Luck, J. M., 1913

M
 MacKenzie, Tom, 1952, 53, 54
 Maddux, Drew, 1995, 96, 97, 98
 Maddux, Ed, 1943
 Maddux, Ray, 1971, 72, 73
 Malone, Charles, 1946
 Malone, William, 1933
 Maloney, Matt, 1991
 Manning, Ray, 1937, 38
 Marsh, Earl, 1930, 31, 32
 Martin, Carl, "Zeke", 1909, 10, 11, 12
 Martin, Willie, 1926, 27
 Mason, James, 1946
 Mayes, Charles, 1988, 89, 90, 91
 Mayes, Ralph, 1969, 70, 71
 Mayfield, George, 1945
 Mayson, Dave, 1937
 McBee, Dalton, 1935
 McCabe, Scott, 1984, 85
 McCaffrey, Billy, 1993, 94
 McCall, John, 1925, 26, 27
 McChesney, George, 1950, 51
 McClellan, Darshawn, 2008, 2009, 10
 McGehee, R. B., 1909, 10
 McGuire, Bobby, 1948
 McKibbon, Fred, 1925
 McKinney, Al, 1981, 82, 83, 84
 McMahan, Ronnie, 1992, 93, 94, 95
 McSwain, Warren, 1973, 74
 Meiers, Freddie, 1923
 Meriwether, Chris, 2009, 10, 11
 Metcalfe, Alan, 2005, 06, 07, 08

Metz, Charles, 1941
 Mifford, J. A., 1915
 Milburn, Bryan, 1992, 93, 94, 95
 Milholland, Todd, 1989, 90, 91, 92
 Miller, Al, 1981, 82
 Miller, John Ed, 1963, 64, 65
 Miller, Marvin, 1933
 Milliken, John, 1938, 39, 40
 Mills, Chuck, 1943
Moats, Shelby, 2012
 Moore, Chuck, 2001, 02
 Moore, Deandre, 1999
 Moore, Mario, 2003, 04, 05, 06
 Moore, Mike, 1973, 74, 75, 76
 Morgan, Walter, 1912, 13, 14
 Morrow, Garland, 1918, 19, 20, 21, 23
 Moss, Malcolm, 1925, 26, 27
 Motlow, Thomas, 1901
 Munday, Irvin, 1948

N
 Neely, W. D., 1908, 09, 10
 Neff, Randy, 1986, 87
 Nelson, Oscar G., 1910, 11, 12, 13, 14
 Netner, Ross, 2007, 08
 Newland, Bruce, 1943
 Noll, Aaron, 2009, 10, 11, 12
 Nordhaus, George, 1952, 53, 54, 55
 North, John, 1943
 Norton, John, 1973, 74, 75, 76
 Norton, Roland, "Rolly", 1919, 20
 Nunnery, Rob, 1992
 Nwankwo, Davis, 2006

O
 O'Callaghan, Harry N., 1926
Odom, Rod, 2011, 12
 Ogilby, Kevin, 1989
 Ogilvy, A.J., 2008, 2009
 Oliver, Bobby, 1934, 35
 Oliver, Van, 1969, 70, 71
 Olsen, Julian, 1941, 42, 43
 Overly, Ken, 1934, 35, 36, 37
 Owen, Tommy, 1942, 43

P
 Page, Keith, 1976, 77
 Pardue, Howard, 1934
 Pardue, Tom, 1943
Parker, Dai-Jon, 2012
 Parker, L., 1915, 16
 Parks, Haworth, 1948, 49
 Parks, Jr., Haworth, 1972, 74
 Paschall, A. B., 1909
 Patterson, R. M., 1908, 09
 Patton, W., 1903
 Payton, Adam, 2003, 04
 Peebles, Mac, 1940
 Pentecost, Clement, 1909, 10
 Perdue, Will, 1984, 86, 87, 88
 Perry, Alexander, 1901

Petrie, Garner, 1965
 Pflieger, Jeff, 1983
 Pickens, D. R., 1903, 04
 Pirrie, Jack Allen, 1958, 60
 Pinson, T. W., 1912
 Pinson, William, 1908, 09
 Plasman, Dick, 1935, 36
 Plavich, Brendan, 2001, 02
 Porter, Slim, 1924, 26
 Prater, Atiba, 1997, 98, 99, 00
 Pride, Howard, 1994, 95, 96, 97
 Procter, J. B., 1908
 Przybyszewski, Dawid, 2002, 03, 04, 05

Q
 Quarles, David, 1985

R
 Ray, Felix, "Rope", 1943
 Ray, H., 1916
 Reece, Steve, 1984, 85, 86, 87
 Reese, Ernest, 1901
 Reeves, Gilvie, "Gibby", 1924, 25
 Reeves, Bobby, 1948, 49
 Reeves, E. E., 1923
 Reid, Eric, 1987, 88, 89, 90
 Reyer, George W., 1913, 15, 16
 Rhodes, Mike, 1978, 79, 80, 81
 Rice, Lee, 1944
 Rich, Herb, 1947
 Richardson, Dave, 1969, 70, 71
 Richmond, Billy, 2001
 Richter, Harry, 1941
 Riley, William Joe, 1953, 54, 55, 56
 Ringstaff, Don E., 1961
 Roberts, H. H., 1916
 Robinson, Ben, 1945
 Robinson, Pete, 1948, 49, 50
 Rochelle, Alvin R., Jr., 1955, 56, 57
 Rodriguez, David, 2007
 Rogers, J. W., 1911
 Ross, R., 1931
 Rowan, Ben H., 1958, 59, 60
 Rucker, Chris, 1992
 Rue, Harrison, 1940, 41, 42
 Rupp, Adolph Frederick III
 "Chip", 1986, 87
 Russell, John E., 1961, 62, 63
 Rutherford, Jimmy, 1928, 29, 30
 Ryan, Tommy, 1921, 22, 24, 25
 Rymer, Bob, 1937, 38, 39

S
 Salter, Hiram P., 1928
 Scales, E. P., 1907
 Schnedlitz, Martin, 2002, 03, 04
 Schulman, Ralph, 1953
 Schurig, Roger P., 1963, 64, 65
 Schweer, Chris, 1970, 71, 73
 Scobey, David, "Lil Dave", 1943, 45
 Scott, Robert E., 1962, 63

Scoggins, Jim, 1933, 34, 35
 Seckar, Frank, 1993, 94, 95, 96
 Shackelford, John, 1931, 32
 Shanklin, Robert, 1937
 Sharp, Allen, 1927, 28, 29
 Sharp, Henry, 1913
 Sharp, Joe, 1945
 Sharp, Vernon, 1927, 28
 Sherman, N. W., "Doochie", 1918, 19
 Sheron, Chad, 1993, 94, 95, 96
 Shultz, Tom, 1975, 77, 78, 79
Siakam, James, 2012
 Sikes, Ammie, 1914, 15
 Simmons, Walter H., 1901
 Simpson, Paul C., 1931
 Simpson, Wallace, 1924
 Skuchas, Ted, 2004, 05, 06, 07
 Smart, Jordan, 2010, 11, 12
 Smith, Bob Dudley, 1950, 51, 52
 Smith, Clarence, 1977, 78, 79, 80
 Smith, Corey, 2002, 03, 04, 05
 Sneed, John, 1975, 76, 77, 78
 Sorrells, Samuel A., 1909, 10
 Southwood, Gene, 1950, 51, 52
 Southwood, Jerry, 1965, 66, 67
 Springer, Tommy, 1977, 78, 79, 80
 Srygley, Ted, 1921, 22, 23, 24
 Stevens, Scott, 1987
 Stone, J. N., 1907
 Stringer, William K., 1930
 Strong, James, 1997, 98, 99, 00
 Stuart, Jim, 1925, 26, 27
 Surman, Robert C., 1955
 Swartz, William G., 1931, 32

T
 Tate, Ed., 1948
 Taylor, Clarence, 1953, 54, 55, 56
 Taylor, Jeffery, 2009, 10, 11, 12
 Taylor, Wayne F., 1963, 64, 65
 Tchiengang, Steve, 2009, 10, 11, 12
 Templeton, J. W., 1926
 Tenngren, Iiro, 1999
 Terrell, Julian, 2003, 04, 05, 06
 Thacker, Rudy, 1969, 70, 71
 Thoele, Robert, 1988
 Thomas, E. Dewey, 1953
 Thomas, John, 1927
 Thomas, Julian, 1919, 20, 21, 22
 Thomas, Roger Keith, 1964, 65, 66
 Thompson, Alex, 1972
 Thompson, Tim, 1976, 77, 78, 79
 Thornton, Brian, 2002, 03
 Throop, Willard, 1907, 08
 Thweatt, Poyner, 1940, 41, 42
 Thym, Robert, 1954, 55, 56, 57
 Tigert, J. J., 1903, 04
 Tinsley, Brad, 2009, 10, 11, 12
 Tipton, Winston, 1939
 Todd, Andy, 1948
 Travis, Dave, 1945
 Travis, William, 1937
 Throgmorton, Rannie, 1936, 37

Turner, Jeff, 1981, 82, 83, 84
 Turner, John, 1932
 Turner, L. T., 1915, 16
 Turner, Steve, 1970, 71, 73

V
 Van Breda Kolff, Jan, 1972, 73, 74
 Verhoeff, Roger, 1959

W
 Wade, Bruce, 1913
 Wadlington, Bill, 1945, 46
 Waits, Ed, 1950
 Walker, Andre, 2008, 10, 11
 Walker, Dick, 1923, 24
 Wallace, Perry, 1968, 69, 70
 Wampler, Jack, 1950
 Warren, Bob, 1966, 67, 68
 Watkins, Markese, 1996
 Watkins, Shirley, 1935, 36
 Weakley, Samuel A., 1908, 09, 10
 Weatherford, W. D., 1901, 02
 Weaver, Charles, 1947
 Webb, Jimmy, 1942
 Weber, Thorpe, 1969, 70, 71
 Webster, J. B., 1907
 Weikert, Doug, 1980, 81, 82, 83
 Weiner, (NFNA)*, 1931
 Weiss, Al, 1951, 52
 Welhoelter, Art, 1968, 69, 70
 Westbrook, Bobby, 1983, 84, 85, 86, 87
 Wheat, Morgan, 1989, 90, 91
 White, Bob, 1952, 53
 Whitehead, Pax, 1995, 96, 97
 Whitnell, W. M., 1913
 Wilcox, Derrick, 1987, 88, 89, 90
 Williams, Anthony, 1998, 99, 00, 01
 Williams, Brian, 1997, 98
 Williams, Dick, 1948
 Williams, James, 1980, 81, 82, 83
 Williams, Kelley, 1985
 Windes, Ken, 1926
 Woodard, F. C., 1915, 16
 Woods, Chris, 1992, 93, 94, 95
 Woolf, E. L., 1901
 Wyenandt, Robert "Bo", 1966, 67, 68

Y
 Yates, Douglas J., 1957, 58, 59
 Yates, Les, 1969, 70, 71
 Young, B., 1931
 Young, Spence, 1974, 75, 76, 77
 Young, Ted, 1980, 81, 82, 83

Z
 Zerfoss, Tommie, 1916, 19, 20

Current letterwinners in Bold



VU JERSEY NUMBERS

00

Phil Cox, 1981-85

0

Jermaine Beal, 2007-10
Rod Odom, 13-Present

1

Eric McClellan, 2013-present
Mario Moore, 2003-2006
Brad Tinsley, 2009-12

2

Festus Ezeli, 2008
Alex Gordon, 2005
Charles Hinkle, 2008-09
Kedren Johnson, 2012-Present
David Rodriguez, 2007
Brian Thornton, 2001-03

3

Billy DiSpaltro, 1994-98
Festus Ezeli, 2009-12
Hank Duvier, 1948-49
Alex Gordon, 2006-08
Jason Holwerda, 2001-2004
Michael LeBlanc, 1998-99
Howard Pride, 1993-94
Derrick Wilcox, 1986-90

4

Barry Booker, 1985-89
Derrick Byars, 2006-07
Darius Coulibaly, 1997-02
Malik Evans, 1993-94
Anddrikk Frazier, 1994-95
A.J. Ogilvy, 2008-10
Haworth Parks, 1948-49

5

Bruce Elder, 1990-93
Malik Evans, 1994-96
Lance Goulbourne, 2009-12
George Kelley, 1948-49
Geoff Peck, 2002-03
Brendan Plavich, 2000-02
Atiba Prater, 1997-00

6

Mike Craig, 1948-49
Bill Lane, 1948-49

8

Bobby Lawrence, 1948-49

9

Billy Joe Adcock, 1948-49

10

Aaron Beth, 1990-94
Sydney Grider, 1985-87
Sam Howard, 1997-02
Chris Meriwether, 2009-11
Adam Payton, 2002-03
Doug Weikert, 1979-83
Kellie Williams, 1984-85

11

John Ameachi, 1990-91
Bob Davies, 1984-85
Kyle Fuller, 2011-Present
Bob Jones, 1948-49
Russell Lakey, 2000-03
Jimmy Lenz, 1980-84
J.J. Lucas, 1994-96
Alan Metcalfe, 2005-08
Tommy Springer, 1977-80

12

Austin Bates, 1993-98
Barry Goheen, 1985-89
Matt Maloney, 1990-91
Al McKinney, 1980-84
Billy Richmond, 2000-01
Pete Robinson, 1948-49
Jordan Smart, 2009-12

13

Bud Adams, 1985-87
Tom Arnholt, 1969-72
Keegan Bell, 2008
Scott Draud, 1987-91
Joe Ford, 1972-73
John Norton, 1973-75
Howard Pride, 1994-97
Dawid Przybyszewski, 2001-2005
Jim Sloan, 1948-49
James Strong, 1997-00

14

Bucky Curtis, 1948-49
Aubrey Hammond, 2005-07
David Joiner, 1983-85
Rick Jones, 1999-00
Billy McCaffrey, 1992-94
Aaron Noll, 2009-12

15

Kevin Bright, 2013-Present
Elliott Cole, 2008-11
Vince Ford, 1995-99
Mike Gambill, 1963-64 (road)
Jimmy Gray, 1979-81
Chris Messinger, 2000-01

16

Ron Griffiths, 1962-63
Noble Patton, 1951-52

17

Don Griffiths, 1960-61
Jerry Hall, 1962-63
Jack Pirrie, 1959-60
Bobby Westbrooks, 1982-87

20

Kevin Anglin, 1989-93
A.J. Astroth, 2013-present
Dan Cage, 2004-07
Matt Carter, 1999-03
Mark Elliott, 1976-77
Jimmy French, 1955-56
Jeff Gray, 1981-86
Jim Henry, 1956-59
Scott Laughinghouse, 1987-88
Deandre Moore, 1998-99
Irving Munday, 1947-48
Mike Rhodes, 1977-81
Paul Winokur, 1946-47

21

Andrew Adair, 1982-83
Willy Daunic, 1989-92
Bob Davies, 1983-84
Hank Duvier, 1949-50
Bill Johnson, 1962-63 (road)
Sheldon Jeter, 2013-present
Dicky Keffer, 1974-77
Ralph Mayes, 1968-71
Darshawn McClellan, 2008-11
Al Miller, 1980-82
Kevin Ogilby, 1988-89
Haworth Parks, 1971-74
David Quarles, 1984-85
Al Rochelle, 1954-57
Chip Rupp, 1985-88

Wayne Taylor, 1963-65
Bob Warren, 1965-68
Bob White, 1950-52
Brian Williams, 1997-98

22

Bud Adams, 1986-87
Charles Buechlein, 1952-53
Demarre Carroll, 2005-2006
George Davis, 1952-54
Darrell Dulaney, 1982-86
Mike Gambill, 1963-64
Jamie Graham, 2008-09
Robbie Graham, 1988-90
Jerry Hall, 1959-61
Don Hinton, 1956-59
Willie Jones, 1979-82
Lou Klein, 1962-63
Ron Knox, 1965-67
Bill LeFevor, 1967-68
Bill Ligon, 1971-74
Haworth Parks, 1946-48
Garner Petrie, 1964-65
Don Ringstaff, 1960-61
Frank Seckar, 1992-96
Tom Shultz, 1974-79
Gene Southwood, 1949-52
Iiro Tenngrten, 1998-99
Robert Thym, 1954-55
Bob White, 1952-53
Les Yates, 1968-71

23

Hal Barch, 1967-69
Glenn Butler, 1969-71
Charles Davis, 1976-81
Jeff Fosnes, 1972-76
Ron Green, 1963-64
Tom Hagan, 1966-67
John Jenkins, 2010-12
Lou Klein, 1960-61
Lou Klein, 1962-63 (road)
Michael LeBlanc, 1997-98
Ronnie McMahan, 1991-95
Herb Rich, 1946-47
Bob Dudley Smith, 1949-52
Wayne Taylor, 1963-64 (road)
Dewey Thomas, 1952-53
Alex Thompson, 1971-72
Bobby Thym, 1952-57
Markese Watkins, 1995-96
Jack Todd, 1947-48

24

James Amsler, 1987-89
Doug Bates, 1971-72
Ralph Childs, 1955-56
Glen Clem, 1983-87
Mark Elliott, 1977-80
Warren Fisher, 1960-61
Joe Ford, 1973-76
Bill Gee, 1952-55
Scott Hundley, 2000-03
Dave Kardokus, 1949-52
Bobby Lawrence, 1946-47
Dai-Jon Parker, 2012-Present
Jerry Southwood, 1964-67
Tommy Springer, 1976-77
Rudy Thacker, 1968-71
Andre Walker, 2008-10
Art Welhoelter, 1967-68
Pax Whitehead, 1994-96
Doug Yates, 1956-59

25

Larry Banks, 1958-61
Rod Freeman, 1970-73
Kenny Gibbs, 1964-67
Jack Heldman, 1949-52
Jim Lampley, 1978-79
Warren McSwain, 1973-74
Chuck Moore, 1999-02

Pete Robinson, 1946-48
Roger Schurig, 1963-64 (road)
Clarence Taylor, 1951-56
Jeff Turner, 1980-84
Perry Wallace, 1967-70

26

Mike Craig, 1946-48

27

Billy Joe Adcock, 1946-48

28

John Anderson, 1946-47
Bobby McGuire, 1947-48

29

John North, 1947-48
Felix Ray, 1946-47

30

Joe Kraft, 1946-47
Atiba Prater, 1996-97
Ed Tate, 1947-48

31

Bobby Bland, 1959-62
JeJuan Brown, 2007
John Catteline, 1971-72
Gianni Cugini, 1995-98
Butch Feher, 1972-76
Jimmy French, 1956-58
Greg Fuller, 1976-77; 78-79
Steve Grant, 1987-91
Johnny Hale, 1958-89
Gene Lockyear, 1965-68
George McChesney, 1949-51
John Ed Miller, 1963-65
Joe Riley, 1952-56
Paul Rubach, 1951-52
Thorpe Weber, 1968-71
Ted Young, 1979-83

32

Doug Bates, 1970-71
Rick Cammarata, 1968-69
Kenny Campbell, 1965-68
Tony Corcoran, 1946-47
John Doninger, 1959-61
Shan Foster, 2005-08
Willie Jones, 1978-79
Todd Milholland, 1988-92
Will Perdue, 1983-88
Ralph Schulman, 1952-53
Roger Schurig, 1963-65
Chad Sheron, 1992-96
John Sneed, 1974-78
Jan Van Breda Kolff, 1971-74
Jack Wampler, 1949-50
James Williams, 1979-83
Anthony Williams, 1997-01

33

Billy Joe Adcock, 1949-50
Charlie Bennett, 1996-97
Bob Bundy, 1966-69
Wayne Calvert, 1963-66
Carl Crain, 1975-79
Neil DeCourcy, 1973-75
Jerry Fredrich, 1951-55
Charles Harrison, 1955-56
Sam Hosbach, 1960-63
Hub Houglund, 1956-58
Bill Johnson, 1959-60
Chris Lawson, 1992-94
Tommy Owen, 1946-47
Steve Reece, 1983-87
Julian Terrell, 2003-2006
Robert Thoele, 1987-88
Steve Turner, 1969-71; 72-73
Steve Tchiengang, 2009-12

34

Don Bates, 1956-57
Terry Compton, 1971-74
Jimmy Conn, 1969-71
George Drake, 2007-2009
Michael Dupont, 1982-83
Bill Gee, 1955-56
Tom Grossman, 1951-53
Tom Hagan, 1967-69
Victor Jordan, 1978-79
Frank Kornet, 1985-89
Tom Kramb, 1974-75
Shelby Moats, 2011-Present
Bob Surman, 1954-55
Keith Thomas, 1963-66
Tom Wainright, 1950-51
Dick Williams, 1947-48

35

Brian Allsmiller, 1979-81
Erskin Bennett, 1974-75
Charles Buechlein, 1954-55
Matt Freije, 2000-03
Bobby Lance Gish, 1960-63
Ron Green, 1963-64 (road)
Ron Green, 1964-66
Ralph Greenbaum, 1957-58
Johnny Laurent, 1958-60
Tom Mackenzie, 1951-54
Pete Robinson, 1949-50
James Siakam, 2011-present
Tim Thompson, 1975-79
Art Welhoelter, 1969-70
Morgan Wheat, 1988-91

40

John Derenbecker, 1980-82
Josh Henderson, 2011-present
Jay Lowenthal, 1975-79
Charles Mayes, 1987-91
Bryan Milburn, 1991-95
Randy Neff, 1985-87
Rod Odom, 2010-Present

41

Lewis Akin, 1956-57
Brian Allsmiller, 1977-79
Glenn Butler, 1971-72
Bill Depp, 1958-61
Ted Govedarica, 1974-76
Dan Hall, 1989-94
Charles Harrison, 1952-55
Bucky Herring, 1950-51
Bob Hines, 1963-64
Kevin Linder, 1980-82
Ross Neltner, 2007-08
Van Oliver, 1968-71
Keith Page, 1976-77
Bob Scott, 1962-63 (road)
Ed Waits, 1949-50
Bo Wyenandt, 1965-68

42

Alberto Ballestra, 1988-90
Dave Boswell, 1965-67
Jimmy Clark, 1950-51
Ray Clark, 1959-63
John Doninger, 1958-59
Tandy Easley, 1967-68
Bob Grace, 1963-65
Bob Gregor, 1956-58
Dan Langhi, 1996-00
George Nordhaus, 1951-55
Davis Nwankwo, 2006
Dave Richardson, 1968-71
Martin Schmedlitz, 2000-03

43

Ray Clark, 1962-63 (road)

Jimmy Cummings, 1952-53
Lee Fowler, 1971-74
Bill Keller, 1952-57

Clyde Lee, 1963-66
Ben Rowan, 1957-60
Al Weiss, 1950-52

44

Bob Burton, 1959-61
Bob Chess, 1971-72; 73-75
Dan Due, 1967-68
David Etheridge, 1984-85
Billy Felix, 1951-53
Jo Gibbs, 1952-57
David Hughes, 1981-82
George Kelley, 1950-51
Jim Lampley, 1979-80
Sam Lekwauwa, 1998-01
Keith Page, 1975-76
Jack Pirie, 1957-58
Chris Schweer, 1969-71
Chris Schweer, 1972-73
Bob Scott, 1960-63
Corey Smith, 2001-2005
Jeffery Taylor, 2009-12
Roger Verhoeff, 1958-59

45

George Kelley, 1949-50
Jerry Caldwell, 1954-55
Dan Finch, 1951-54
Warren Fisher, 1958-60
Martin Holland, 1957-58
Connie Mack Rea, 1950-51
Ray Maddux, 1970-73
Drew Maddux, 1994-98
Mike Moore, 1973-76
Rod Odom, 2011-12
John Russel, 1960-63
Clarence Smith, 1976-80
Keith Thomas, 1963-64 (road)
Chris Woods, 1993-94

50

Pat Berwanger, 1979-80
Brett Burrow, 1982-86
Mike Collett, 1987-88
Joe Duffy, 2008-11
Chris Woods, 1991-95

51

Byron Ball, 1983-86
Pat Berwanger, 1977-79
Rob Nunnery, 1990-92
Jeff Pflieger, 1982-83
Spence Young, 1973-77

52

Malik Evans, 1992-93
Paul Kuiper, 1981-82
Greg LePointe, 1997-01
Scott McCabe, 1983-85
Eric Reid, 1986-92

53

Bob Burton, 1962-63
Bob Grace, 1963-64 (road)

54

Neil Bemenderfer, 1974-76
Bill Johnson, 1962-63
Ted Skuchas, 2003-07
Andre Walker, 2010-11

55

Fred Benjamin, 1987-91
Jerry Hall, 1962-63 (road)



VU IN AP POLL

2011-12 (TOP 25)

Date	Record	Rank
Mar. 12, 2012	24-10	20
Jan. 30, 2012	16-6	25
Dec. 12, 2011	6-3	25
Nov. 28, 2011	5-1	18
Nov. 21, 2011	3-1	18
Nov. 14, 2011	1-1	18
Preseason	0-0	7

2010-11 (TOP 25)

Date	Record	Rank
Mar. 14, 2011#	23-10	25
Feb. 28, 2011	21-7	21
Feb. 21, 2011	20-6	18
Feb. 14, 2011	19-6	18
Feb. 7, 2011	17-6	23
Jan. 31, 2011	16-5	23
Jan. 24, 2011	15-4	19
Jan. 3, 2011	11-2	22
Dec. 27, 2010	9-2	24

2009-10 (TOP 25)

Date	Record	Rank
Mar. 15, 2010#	24-8	21
Mar. 8, 2010	23-7	20
Mar. 1, 2010	22-6	13
Feb. 22, 2010	20-6	15
Feb. 15, 2010	19-5	17
Feb. 8, 2010	17-5	22
Feb. 2, 2010	16-4	18
Jan. 25, 2010	15-3	21
Nov. 23, 2009	2-0	24

2007-08 (TOP 25)

Date	Record	Rank
Mar. 17, 2008#	26-7	19
Mar. 10, 2008	25-6	18
Mar. 3, 2008	24-5	16
Feb. 25, 2008	23-4	18
Feb. 18, 2008	22-4	20
Feb. 11, 2008	20-4	24
Feb. 4, 2008	18-4	23
Jan. 28, 2008	17-3	19
Jan. 21, 2008	17-2	17
Jan. 14, 2008	16-1	16
Jan. 7, 2008	15-0	13
Dec. 31, 2007	12-0	15
Dec. 24, 2007	11-0	17
Dec. 17, 2007	10-0	17
Dec. 10, 2007	9-0	20
Dec. 3, 2007	7-0	23

2006-07 (TOP 25)

Date	Record	Rank
Feb. 26, 2007	19-9	19
Feb. 19, 2007	18-8	17
Feb. 5, 2007	16-7	23
Jan. 29, 2007	15-6	24

2003-04 (TOP 25)

Date	Record	Rank
Jan. 19, 2004	13-2	22
Jan. 12, 2004	12-1	23

Jan. 5, 2004	11-0	20
Dec. 29, 2003	9-0	22
Dec. 22, 2003	8-0	25

1999-00 (TOP 25)

Date	Record	Rank
Feb. 21, 2000	17-6	24
Feb. 7, 2000	15-4	22
Jan. 31, 2000	13-4	24
Jan. 24, 2000	12-3	20
Jan. 17, 2000	12-2	20

1993-94 (TOP 25)

Date	Record	Rank
Jan. 10, 1994	8-3	24
Jan. 3, 1994	7-2	22
Dec. 13, 1993	4-1	24
Dec. 6, 1993	3-1	23
Nov. 29, 1993	1-0	20
Nov. 22, 1993	0-0	24
Preseason	0-0	23

1992-93 (TOP 25)

Date	Record	Rank
Mar. 15, 1993 #	26-5	8
Mar. 8, 1993	25-4	5
Mar. 1, 1993	23-4	7
Feb. 22, 1993	21-4	8
Feb. 15, 1993	19-4	11
Feb. 8, 1993	17-4	11
Feb. 1, 1993	16-3	11
Jan. 25, 1993	14-3	11
Jan. 18, 1993	13-3	19
Jan. 4, 1993	11-1	18
Dec. 28, 1992	8-1	24
Dec. 21, 1992	8-1	25

1987-88 (TOP 20)

Date	Record	Rank
March 1, 1988	18-7	19
Feb. 23, 1988	17-6	17
Feb. 16, 1988	16-5	16
Feb. 9, 1988	14-5	17
Feb. 2, 1988	13-4	15

1978-79 (TOP 20)

Date	Record	Rank
Feb. 20, 1979	18-7	19
Feb. 13, 1979	18-5	19
Feb. 6, 1979	15-5	17
Jan. 30, 1979	14-4	16
Jan. 23, 1979	12-3	19

1973-74 (TOP 20)

Date	Record	Rank
Mar. 27, 1974 #	23-5	13
Mar. 19, 1974	23-5	11
Mar. 12, 1974	23-3	6
Mar. 5, 1974	23-2	5
Feb. 26, 1974	22-2	6
Feb. 19, 1974	21-1	4
Feb. 12, 1974	19-1	5
Feb. 5, 1974	17-1	5
Jan. 29, 1974	15-1	7
Jan. 22, 1974	12-1	7
Jan. 15, 1974	11-1	8

Jan. 8, 1974	10-0	6
Jan. 2, 1974	8-0	10
Dec. 25, 1973	7-0	11
Dec. 18, 1973	6-0	17

1972-73 (TOP 20)

Date	Record	Rank
Jan. 16, 1973	10-3	18
Jan. 9, 1973	10-2	9
Jan. 2, 1973	8-1	11
Dec. 26, 1972	8-0	10
Dec. 19, 1972	7-0	12
Dec. 12, 1972	6-0	13

1968-69 (TOP 20)

Date	Record	Rank
Dec. 3, 1968	1-0	12
Preseason	0-0	13

1967-68 (TOP 10)

Date	Record	Rank
Feb. 20, 1968	18-4	9
Feb. 13, 1968	16-4	9
Feb. 6, 1968	15-4	9
Jan. 30, 1968	14-4	7
Jan. 23, 1968	12-3	7
Jan. 16, 1968	12-3	9
Jan. 9, 1968	10-3	8
Jan. 2, 1968	9-1	4
Dec. 26, 1967	7-1	9
Dec. 19, 1967	5-1	3
Dec. 12, 1967	3-0	3
Dec. 5, 1967	2-0	8
Preseason	0-0	9

1966-67 (TOP 10)

Date	Record	Rank
Feb. 14, 1967	17-3	9
Jan. 31, 1967	15-2	9
Jan. 24, 1967	13-2	9
Dec. 27, 1966	8-1	9
Dec. 20, 1966	7-1	10

1965-66 (TOP 10)

Date	Record	Rank
Mar. 8, 1966 #	22-4	8
Mar. 1, 1966	22-3	5
Feb. 22, 1966	20-3	5
Feb. 15, 1966	18-3	5
Feb. 8, 1966	16-3	5
Feb. 1, 1966	16-2	3
Jan. 25, 1966	14-2	4
Jan. 18, 1966	14-2	5
Jan. 11, 1966	13-1	3
Jan. 4, 1966	11-1	3
Dec. 28, 1965	8-0	2
Dec. 21, 1965	7-0	4
Dec. 14, 1965	4-0	5
Dec. 7, 1965	1-0	4
Preseason	0-0	5

1964-65 (TOP 10)

Date	Record	Rank
Mar. 9, 1965 #	23-3	5
Mar. 2, 1965	21-3	5

Feb. 23, 1965	19-3	9
Feb. 9, 1965	16-2	7
Feb. 2, 1965	14-2	9
Dec. 15, 1964	3-2	9
Dec. 8, 1964	2-0	3
Preseason	0-0	6

1963-64 (TOP 10)

Date	Record	Rank
Feb. 11, 1964	17-2	7
Feb. 4, 1964	15-2	8
Jan. 28, 1964	13-1	5
Jan. 21, 1964	13-1	6
Jan. 14, 1964	13-1	6
Jan. 7, 1964	11-1	7
Dec. 31, 1963	9-0	6
Dec. 24, 1963	7-0	6
Dec. 17, 1963	5-0	8

1960-61 (TOP 20)

Date	Record	Rank
Dec. 27, 1960	7-0	16
Dec. 20, 1960	6-0	17

1956-57 (TOP 20)

Date	Record	Rank
Mar. 12, 1957 #	17-5	8
Mar. 5, 1957	17-5	9
Feb. 26, 1957	17-5	9
Feb. 19, 1957	15-5	10
Feb. 12, 1957	14-4	18
Feb. 5, 1957	12-4	18
Jan. 22, 1957	10-3	13
Jan. 15, 1957	9-3	10
Jan. 8, 1957	9-1	6
Jan. 2, 1957	6-1	9
Dec. 26, 1956	5-1	12

Final Poll of the season

NOTES:

- Highest ranking was No. 2 on Dec. 28, 1965
- The 1965-66 team was the only team-ranked every week throughout the season.
- The most consecutive weeks ranked in a season was 16 (2007-08 season)
- The most consecutive weeks ranked was 18 (last three weeks of 1964-65 and all of 1965-66)
- Vanderbilt has finished a season nationally ranked on 11 occasions.



VU VS. RANKED OPPONENTS

Game-by-Game

VS. RANKED OPPONENTS

2010's

Date	Rank-Opponent	Score
Mar. 17, 2012	#14 Wisconsin#	L, 57-60
Mar. 11, 2012	#1 Kentucky#	W, 71-64
Feb. 28, 2012	#16 Florida*	W, 77-67
Feb. 25, 2012	#1 Kentucky	L, 74-83
Feb. 11, 2012	#1 Kentucky*	L, 63-69
Feb. 4, 2012	#11 Florida	L, 65-73
Jan. 21, 2012	#18 Mississippi St.*	L, 77-78 (ot)
Dec. 29, 2011	#13 Marquette	W, 74-57
Dec. 2, 2011	#6 Louisville	L, 60-62 (ot)
Nov. 28, 2011	#12 Xavier*	L, 70-82 (ot)
Mar. 12, 2011	#12 Florida	L, 66-77
Mar. 5, 2011	#14 Florida*	L, 76-86
Mar. 1, 2011	#20 Kentucky	L, 66-68
Feb. 12, 2011	#18 Kentucky*	W, 81-77
Jan. 22, 2011	#22 St. Mary's*	W, 89-70
Jan. 12, 2011	#24 Georgia*	W, 73-66
Dec. 8, 2010	#15 Missouri	L, 82-85 (ot)
Nov. 21, 2010	#8 North Carolina	W, 72-65
Jan. 27, 2010	#14 Tennessee	W, 85-76
Jan. 30, 2010	#1 Kentucky	L, 72-85
Feb. 9, 2010	#12 Tennessee*	W, 90-71
Feb. 20, 2010	#2 Kentucky*	L, 56-58

2000's

Date	Rank-Opponent	Score
March 4, 2009	#12 LSU	W, 75-67
Jan. 25, 2009	#24 Florida*	L, 69-94
Feb. 26, 2008	#1 Tennessee*	W, 72-69
Jan. 30, 2008	#24 Ole Miss	L, 58-74
Jan. 17, 2008	#6 Tennessee	L, 60-80
March 23, 2007	#9 Georgetown#	L, 65-66
March 17, 2007	#13 Wash. St.#	W, 78-74 (2ot)
Feb. 17, 2007	#1 Florida*	W, 83-70
Jan. 31, 2007	#1 Florida	L, 64-74
Jan. 24, 2007	#24 LSU	W, 64-53
Jan. 20, 2007	#25 Kentucky	W, 72-67
Jan. 17, 2007	#10 Alabama*	W, 94-73
Jan. 10, 2007	#16 Tennessee*	W, 82-81
Dec. 9, 2006	#25 Ga. Tech*	W, 73-64
Nov. 15, 2006	#8 Georgetown*	L, 70-86
March 10, 2006	#18 LSU#	L, 73-92
March 4, 2006	#11 Tennessee*	L, 59-68
Feb. 22, 2006	#24 LSU*	L, 66-77
Feb. 15, 2006	#10 Florida*	L, 68-73
Feb. 1, 2006	#13 Tennessee	L, 62-69
Jan. 28, 2006	#5 Florida	L, 58-81
Feb. 5, 2005	#6 Kentucky	L, 70-84
Jan. 12, 2005	#9 Kentucky	L, 54-69
Jan. 5, 2005	#19 Alabama*	W, 70-56
Mar. 25, 2004	#7 Connecticut#	L, 53-73
Mar. 21, 2004	#15 N.C. State#	W, 75-73
Mar. 12, 2004	#4 Miss. State#	W, 74-70 (ot)
Feb. 28, 2004	#7 Miss. State*	L, 69-72

Feb. 21, 2004	#24 LSU*	W, 74-54
Feb. 14, 2004	#25 South Carolina	L, 75-82
Feb. 7, 2004	#21 Florida	L, 71-81
Jan. 31, 2004	#5 Kentucky*	W, 66-60
Jan. 28, 2004	#23 South Carolina	L, 55-57
Jan. 10, 2004	#10 Kentucky	L, 63-75
Mar. 14, 2003	#2 Kentucky#	L, 63-81
Mar. 5, 2003	#2 Kentucky	L, 44-106
Feb. 22, 2003	#7 Florida*	L, 74-77 (ot)
Feb. 15, 2003	#20 Georgia	L, 70-83
Feb. 5, 2003	#23 Miss. State	L, 60-82
Jan. 29, 2003	#15 Georgia*	W, 94-91
Jan. 22, 2003	#5 Florida	L, 75-87
Jan. 14, 2003	#16 Kentucky*	L, 52-74
Jan. 11, 2003	#4 Alabama*	W, 70-69
Dec. 30, 2002	#6 Notre Dame	L, 63-76
Dec. 9, 2002	#6 Indiana	L, 56-73
Dec. 1, 2002	#12 Connecticut*	L, 70-76
Feb. 27, 2002	#11 Kentucky*	W, 86-73
Feb. 13, 2002	#9 Kentucky	L, 59-67
Feb. 9, 2002	#7 Florida	L, 54-80
Jan. 26, 2002	#15 Georgia*	W, 86-84
Jan. 12, 2002	#2 Florida*	L, 85-95
Jan. 9, 2002	#14 Alabama	L, 79-92
Dec. 2, 2001	#17 Western Ky.*	W, 80-75
Feb. 28, 2001	#6 Florida*	L, 62-72
Feb. 24, 2001	#22 Tennessee*	L, 70-78
Feb. 17, 2001	#22 Kentucky	L, 74-79
Feb. 3, 2001	#8 Tennessee	L, 50-72
Jan. 31, 2001	#17 Alabama*	W, 68-62
Jan. 20, 2001	#7 Florida	W, 63-61
Jan. 6, 2001	#22 Mississippi*	L, 68-81
Dec. 2, 2000	#11 Notre Dame*	L, 74-77
Mar. 10, 2000	#10 LSU#	L, 60-71
Feb. 19, 2000	#5 Tennessee*	W, 85-72
Feb. 16, 2000	#12 Auburn*	L, 80-86
Jan. 29, 2000	#10 Florida	L, 63-89
Jan. 22, 2000	#18 Kentucky*	L, 73-81 (ot)
Jan. 15, 2000	#24 LSU*	W, 65-62
Jan. 12, 2000	#12 Tennessee	W, 76-73
Jan. 8, 2000	#25 Kentucky	L, 52-72
Jan. 5, 2000	#6 Florida*	W, 87-77

1990's

Date	Rank - Opponent	Score
Feb. 27, 1999	#19 Florida*	W, 71-70 (ot)
Feb. 24, 1999	#13 Kentucky	L, 63-88
Feb. 17, 1999	#3 Auburn	L, 63-81
Feb. 6, 1999	#22 Arkansas*	W, 73-69
Jan. 9, 1999	#3 Kentucky	L, 57-73
Nov. 10, 1998	#23 Rhode Island	L, 69-82
Feb. 11, 1998	#18 Mississippi	L, 76-87
Feb. 7, 1998	#14 Arkansas	L, 83-93
Feb. 3, 1998	#13 South Carolina*	L, 61-65
Jan. 27, 1998	#7 Kentucky*	L, 61-63
Jan. 7, 1998	#16 South Carolina	L, 70-71
Jan. 3, 1998	#6 Kentucky	L, 62-71
Dec. 29, 1997	#2 Kansas#	L, 82-89
Mar. 13, 1997	#13 Xavier#	L, 68-80
Feb. 26, 1997	#6 South Carolina	L, 53-74
Feb. 22, 1997	#3 Kentucky*	L, 79-82

Jan. 29, 1997	#25 South Carolina*	L, 64-65
Jan. 22, 1997	#3 Kentucky	L, 46-58
Jan. 18, 1997	#20 Mississippi*	W, 67-64
Jan. 8, 1997	#24 Georgia*	L, 53-61
Dec. 9, 1996	#20 Boston College	L, 52-59
Nov. 22, 1996	#10 Duke	L, 57-86
Mar. 2, 1996	#1 Kentucky	L, 63-101
Feb. 7, 1996	#2 Kentucky*	L, 81-120
Jan. 31, 1996	#22 Auburn*	W, 76-62
Dec. 5, 1995	#15 Virginia	W, 61-48
Nov. 22, 1995	#4 UCLA#	W, 75-71
Nov. 20, 1995	#20 North Carolina#	L, 63-71
Mar. 10, 1995	#5 Arkansas#	L, 72-73
Feb. 25, 1995	#6 Kentucky*	L, 60-71
Feb. 22, 1995	#16 Mississippi St.	L, 48-76
Feb. 11, 1995	#12 Arkansas*	L, 94-97
Jan. 29, 1995	#16 Wake Forest	L, 51-63
Jan. 21, 1995	#5 Kentucky	L, 68-81
Jan. 7, 1995	#13 Florida	L, 62-72
Dec. 29, 1994	#16 Arizona State#	L, 61-67
Dec. 6, 1994	#20 Virginia*	W, 70-65
Feb. 26, 1994	#16 Florida*	W, 82-78
Feb. 19, 1994	#11 Kentucky*	L, 69-77
Feb. 6, 1994	#9 Louisville	L, 62-78
Feb. 1, 1994	#6 Arkansas	L, 76-89
Jan. 4, 1994	#4 Kentucky	L, 82-107
Dec. 18, 1993	#14 Georgia Tech#	L, 77-86
Dec. 4, 1993	#18 Syracuse#	L, 62-78
Feb. 6, 1993	#2 Kentucky	L, 67-82
Jan. 20, 1993	#8 Arkansas*	W, 102-89
Jan. 13, 1993	#1 Kentucky*	W, 101-86
Dec. 9, 1992	#9 Louisville*	W, 90-88
Mar. 13, 1992	#9 Kentucky#	L, 57-76
Mar. 1, 1992	#11 Kentucky	L, 56-80
Feb. 19, 1992	#14 Alabama	L, 64-85
Feb. 12, 1992	#11 Arkansas	L, 71-91
Jan. 15, 1992	#10 Kentucky	L, 71-84
Dec. 10, 1991	#13 Indiana	L, 51-88
Feb. 20, 1991	#12 Kentucky*	W, 98-87
Feb. 2, 1991	#14 LSU*	W, 63-59
Jan. 19, 1991	#9 Kentucky	L, 50-58
Jan. 2, 1991	#14 LSU	L, 70-87
Dec. 11, 1990	#11 Georgia*	W, 75-74
Dec. 8, 1990	#21 Virginia	L, 56-70
Dec. 4, 1990	#7 Indiana*	L, 73-84
Nov. 14, 1990	#2 Arkansas	L, 70-107
Mar. 9, 1990	#25 Georgia#	W, 78-74
Feb. 18, 1990	#9 LSU*	L, 108-121
Jan. 16, 1990	#13 LSU	L, 72-101
Jan. 3, 1990	#22 Alabama	W, 68-67

1980s

Date	Rank - Opponent	Score
Dec. 6, 1989	#11 Louisville	L, 75-101
Dec. 7, 1988	#8 North Carolina	L, 77-89
Nov. 30, 1988	#13 Louisville*	W, 65-62
Nov. 27, 1988	#16 Ohio St.	L, 82-97
Nov. 22, 1988	#2 Michigan	L, 66-91
Mar. 20, 1988	#8 Pittsburgh	W, 80-74
Jan. 30, 1988	#14 Florida	W, 92-65
Jan. 27, 1988	#9 Kentucky*	W, 83-66



VU VS. RANKED OPPONENTS

Dec. 31, 1987	#2 Kentucky	L, 74-81
Dec. 8, 1987	#8 Indiana	L, 61-63
Dec. 5, 1987	#1 North Carolina*	W, 78-76
Feb. 26, 1987	#18 Florida*	W, 84-76
Feb. 11, 1987	#11 Alabama*	L, 67-71
Jan. 17, 1987	#10 Auburn	W, 91-75
Dec. 9, 1986	#2 Indiana*	W, 79-75
Feb. 5, 1986	#12 Kentucky	L, 65-73
Jan. 18, 1986	#14 LSU	L, 67-84
Jan. 4, 1986	#12 Kentucky*	L, 71-80
Dec. 4, 1985	#6 Duke*	L, 74-84
Feb. 19, 1984	#6 Kentucky*	L, 54-58
Feb. 13, 1984	#16 Auburn*	L, 67-73
Jan. 20, 1984	#3 Kentucky	L, 46-67
Jan. 1, 1984	#9 LSU	L, 66-73
Feb. 19, 1983	#13 Kentucky	L, 63-82
Jan. 22, 1983	#11 Kentucky*	L, 77-82
Jan. 11, 1983	#10 Alabama	W, 81-79
Nov. 28, 1982	#8 Louisville	L, 70-80
Feb. 27, 1982	#17 Alabama*	W, 80-63
Feb. 20, 1982	#10 Kentucky*	L, 69-73
Jan. 23, 1982	#9 Kentucky	L, 58-67
Dec. 12, 1981	#16 Alabama	L, 68-79
Mar. 5, 1981	#7 Kentucky	W, 60-55
Feb. 21, 1981	#10 Kentucky	L, 48-80
Feb. 14, 1981	#9 Tennessee	L, 72-79
Feb. 4, 1981	#4 LSU*	L, 81-86
Jan. 34, 1981	#6 Kentucky*	L, 64-78
Jan. 7, 1981	#9 LSU	L, 61-77
Feb. 15, 1980	#10 Kentucky*	L, 73-91
Jan. 30, 1980	#10 LSU	L, 81-83
Jan. 19, 1980	#6 Kentucky	L, 90-106
Jan. 16, 1980	#20 Tennessee	L, 63-71
Jan. 2, 1980	#4 LSU*	W, 77-66

1970s

Date	Rank - Opponent	Score
Feb. 12, 1979	#16 Alabama*	W, 65-57
Feb. 5, 1979	#9 LSU	L, 71-92
Jan. 8, 1979	#7 LSU*	W, 88-87
Mar. 6, 1978	#1 Kentucky*	L, 68-78
Jan. 2, 1978	#1 Kentucky	L, 59-72
Dec. 3, 1977	#9 Louisville	L, 66-96
Nov. 29, 1977	#16 St. John's*	L, 54-59
Mar. 7, 1977	#11 Tennessee	L, 55-65
Feb. 28, 1977	#8 Alabama*	L, 77-78
Feb. 5, 1977	#3 Kentucky	L, 73-113
Jan. 31, 1977	#3 Alabama	L, 82-96
Jan. 8, 1977	#3 Kentucky*	L, 62-64
Dec. 6, 1976	#1 Michigan*	L, 76-97
Nov. 27, 1976	#9 Louisville*	L, 76-81
Mar. 8, 1976	#16 Alabama*	L, 77-84
Feb. 9, 1976	#8 Tennessee	L, 59-73
Jan. 12, 1976	#9 Tennessee*	W, 77-66
Jan. 3, 1976	#8 Alabama	L, 66-83
Dec. 2, 1975	#2 Michigan	L, 63-90
Mar. 1, 1975	#4 Kentucky	L, 84-109
Feb. 3, 1975	#9 Alabama*	L, 72-86
Jan. 27, 1975	#11 Kentucky*	L, 90-91
Jan. 4, 1975	#6 Alabama	L, 71-104
Feb. 16, 1974	#3 Notre Dame	L, 88-118

Mar. 14, 1974	#7 Marquette	L, 61-69
Feb. 4, 1974	#8 Alabama	W, 67-65
Jan. 5, 1974	#14 Alabama*	W, 72-73
Feb. 19, 1973	#17 Alabama	L, 78-87
Jan. 13, 1973	#14 Alabama*	L, 77-83
Nov. 30, 1972	#20 Louisville	W, 66-57
Dec. 4, 1971	#17 St. John's	L, 81-98
Mar. 1, 1971	#17 Tennessee*	L, 69-79
Feb. 27, 1971	#14 Kentucky*	L, 90-119
Feb. 1, 1971	#8 Tennessee	W, 65-60
Jan. 31, 1971	#11 Kentucky	L, 92-102
Feb. 28, 1970	#1 Kentucky	L, 89-90
Jan. 31, 1970	#2 Kentucky*	W, 89-81

1960s

Date	Rank - Opponent	Score
Mar. 3, 1969	#17 Tennessee*	L, 60-70
Mar. 1, 1969	#6 Kentucky*	W, 101-99
Feb. 1, 1969	#5 Kentucky	L, 89-103
Dec. 9, 1968	#2 North Carolina	L, 78-100
Dec. 7, 1968	#6 Davidson	L, 84-101
Mar. 2, 1968	#5 Kentucky	L, 80-85
Feb. 17, 1968	#7 Tennessee*	W, 75-63
Jan. 8, 1968	#6 Tennessee	L, 62-64
Jan. 6, 1968	#5 Kentucky*	L, 78-94
Dec. 30, 1967	#8 Davidson	W, 80-67
Dec. 12, 1967	#8 Davidson*	W, 81-79
Dec. 9, 1967	#5 North Carolina*	W, 89-76
Feb. 2, 1966	#2 Kentucky*	L, 90-105
Jan. 15, 1966	#2 Kentucky	L, 83-96
Mar. 13, 1965	#1 Michigan*	L, 85-87
Feb. 17, 1964	#3 Kentucky	L, 73-104
Jan. 6, 1964	#1 Kentucky*	W, 85-83
Dec. 11, 1963	#3 Duke*	W, 97-92
Feb. 13, 1963	#10 Georgia Tech	L, 62-67
Jan. 7, 1963	#6 Kentucky*	L, 82-106
Dec. 11, 1962	#2 Duke	L, 70-90
Feb. 19, 1962	#2 Kentucky	L, 80-87
Jan. 13, 1962	#7 Miss. St.*	W, 100-86
Jan. 8, 1962	#3 Kentucky*	L, 68-77
Feb. 27, 1960	#6 Georgia Tech*	W, 62-57
Jan. 16, 1960	#6 Georgia Tech	L, 66-74

1950s

Date	Rank - Opponent	Score
Feb. 18, 1959	#3 Kentucky	L, 71-83
Jan. 31, 1959	#9 Auburn*	L, 61-64
Jan. 12, 1959	#12 Miss. St.	L, 65-83
Jan. 6, 1959	#1 Kentucky*	W, 75-66
Jan. 3, 1959	#14 Tennessee	L, 60-65
Dec. 13, 1958	#18 SMU	L, 72-80
Feb. 17, 1958	#12 Kentucky	L, 61-65
Feb. 15, 1958	#15 Tennessee*	W, 83-70
Jan. 13, 1958	#14 Miss. St.*	W, 74-62
Jan. 6, 1958	#10 Kentucky*	L, 81-86
Dec. 28, 1957	#6 Maryland	L, 56-71
Feb. 18, 1957	#3 Kentucky	L, 78-80
Jan. 26, 1957	#5 Kentucky*	L, 83-91
Jan. 14, 1957	#19 Mississippi St.	L, 62-63
Jan. 5, 1957	#12 Tennessee	W, 71-68

Feb. 20, 1956	#7 Kentucky	L, 55-76
Feb. 6, 1956	#12 Alabama	L, 61-88
Jan. 21, 1956	#4 Kentucky*	W, 81-73
Feb. 21, 1955	#2 Kentucky	L, 59-71
Feb. 19, 1955	#18 Tennessee*	W, 76-71
Feb. 7, 1955	#13 Alabama*	W, 78-57
Jan. 29, 1955	#1 Kentucky*	L, 71-75
Feb. 22, 1954	#2 Kentucky	L, 64-100
Feb. 15, 1954	#17 LSU*	L, 69-82
Jan. 30, 1954	#1 Kentucky*	L, 63-85
Jan. 5, 1953	#17 LSU	L, 61-74
Feb. 21, 1952	#1 Kentucky	L, 45-75
Jan. 28, 1952	#3 Kentucky*	L, 51-88
Dec. 22, 1951	#1 St. John's	L, 54-69
Mar. 3, 1951	#1 Kentucky#	W, 61-57
Feb. 19, 1951	#1 Kentucky	L, 57-89
Jan. 27, 1951	#1 Kentucky*	L, 49-74
Feb. 25, 1950	#5 Kentucky	L, 66-70
Jan. 30, 1950	#4 Kentucky*	L, 54-58

1940s

Date	Rank - Opponent	Score
Feb. 26, 1949	#1 Kentucky	L, 37-70
Feb. 21, 1949	#5 Tulane*	W, 56-54

*Home Game; #Neutral Site

ALL-TIME

Overall Record.....	88-214
Home Record.....	60-71
Road Record.....	19-128
Neutral Record.....	8-15

LAST TIME...

Last Home Win.....	Feb. 28, 2012 vs. #16 Florida
Last Road Win.....	Dec. 29, 2011 at #13 Marquette
Last Neutral Win.....	Mar. 11, 2012 vs. #1 Kentucky
Last Win over Top 10.....	Mar. 11, 2012 vs. #1 Kentucky
Last Win over Top 5.....	Mar. 11, 2012 vs. #1 Kentucky
Last Win over #1.....	Mar. 11, 2012 vs. #1 Kentucky

STREAKS

Longest Winning Streak.....	4 games (12/9/06-2/17/07)
Longest Losing Streak.....	14 games (1/22/97-1/9/99)



VANDERBILT SCORING MARKS

Points Scored

Career

	<u>Player, Years</u>	<u>Points</u>
1.	Shan Foster, 2005-08	2,011
2.	Jeffery Taylor, 2009-12	1,897
3.	Matt Freije, 2001-04	1,891
4.	Phil Cox, 1982-85	1,724
5.	Ronnie McMahan, 1992-95	1,719
6.	Mike Rhodes, 1978-81	1,699
7.	Clyde Lee, 1964-66	1,691
8.	Drew Maddux, 1995-98	1,689
9.	Charles Davis, 1977-81	1,675
10.	John Jenkins, 2010-12	1,660
11.	Jeff Fosnes, 1973-76	1,579
12.	Tom Hagan, 1967-69	1,514
13.	Barry Goheen, 1986-89	1,509
14.	Dan Langhi, 1997-2000	1,502
15.	A.J. Ogilvy, 2007-	1,026
16.	Scott Draud, 1987-91	1,466
17.	Bobby Thym, 1954-57	1,403
18.	Kevin Anglin, 1990-93	1,389
19.	Billy McCaffrey, 1993-94	1,359
20.	Butch Feher, 1973-76	1,345
21.	Terry Compton, 1972-74	1,326
22.	Frank Seckar, 1993-96	1,317
23.	Barry Booker, 1986-89	1,310
24.	Will Perdue, 1984-88	1,281
25.	Jeff Turner, 1981-84	1,271
26.	Jermaine Beal, 2006-10	1,253
27.	Brad Tinsley, 2009-12	1,252
28.	Thorpe Weber, 1969-71	1,209
29.	Al Rochelle, 1954-57	1,206
30.	Jim Henry, 1,198	1,198
31.	Joe Ford, 1973-76	1,193
32.	Billy Joe Adcock, 1947-50	1,190
33.	Brett Burrow, 1983-86	1,149
34.	Babe Taylor, 1953-56	1,144
35.	Mario Moore, 2003-2006	1,137
36.	Bruce Elder, 1991-93	1,086
37.	Bo Wyenandt, 1966-68	1,078
38.	Todd Milholland, 1989-92	1,053
39.	Dan Finch, 1952-54	1,045
40.	Sam Howard, 1999-2002	1,042
41.	Austin Bates, 1994-98	1,020
42.	Perry Wallace, 1968-70	1,010
43.	Alex Gordon, 2005-08	1,007

Career - Per Game

(Minimum 50 games)

	<u>Player, Years</u>	<u>G</u>	<u>FGM</u>	<u>FTM</u>	<u>TP</u>	<u>PPG</u>
1.	Clyde Lee, 1964-66	79	633	425	1691	21.4
2.	Billy McCaffrey, 1993-94	66	458	912	1359	20.6
3.	Tom Hagan, 1967-69	76	577	360	1514	19.9
4.	Jim Henry, 1957-59	68	425	348	1198	17.6
5.	John Jenkins, 2010-12	98	517	1103	1660	16.9
6.	Terry Compton, 1972-74	80	527	277	1331	16.6
7.	Mike Rhodes, 1978-81	103	683	333	1699	16.5
8.	A.J. Ogilvy, 2007-10	63	353	622	1026	16.3
9.	Al Rochelle, 1954-57	75	416	374	1206	16.1
10.	Dan Finch, 1952-54	65	356	333	1045	16.1
11.	Charles Davis, 1977-81	105	683	309	1675	16.0
12.	Bobby Thym, 1954-57	89	475	453	1403	15.8

Season

	<u>Player, Years</u>	<u>Points</u>
1.	Billy McCaffrey, 1992-93	699
2.	John Jenkins, 2011-12	696
3.	Shan Foster, 2007-08	691
4.	Dan Langhi, 1999-00	664
5.	Billy McCaffrey, 1993-94	660
6.	Clyde Lee, 1964-65	631
7.	John Jenkins, 2010-11	624
8.	Tom Hagan, 1968-69	608
9.	Matt Freije, 2003-04	607
10.	Will Perdue, 1986-87	592
11.	Clyde Lee, 1964-65	589
12.	Derrick Byars, 2006-07	577
13.	Jeff Fosnes, 1974-75	575
14.	Will Perdue, 1987-88	567

Season - Per Game

#	<u>Player, Years</u>	<u>G</u>	<u>FGM</u>	<u>FTM</u>	<u>TP</u>	<u>PPG</u>
1.	Tom Hagan, 1968-69	26	246	116	608	23.4
2.	Clyde Lee, 1965-66	26	218	153	589	22.6
3.	Clyde Lee, 1964-65	28	239	153	631	22.5
t4.	Dan Langhi, 1999-00	30	222	162	664	22.1
t4.	Jeff Fosnes, 1974-75	26	238	99	575	22.1
6.	Dan Finch, 1953-54	22	165	151	481	21.9
7.	Dan Finch, 1952-53	18	124	124	372	20.7
8.	Billy McCaffrey, 1993-94	32	217	476	660	20.6
9.	Billy McCaffrey, 1992-93	34	241	134	699	20.5
10.	Jim Henry, 1957-58	24	182	129	493	20.5

Single Game

#	<u>Player, Game</u>	<u>Points</u>
1.	Tom Hagan vs. Mississippi State, Mar. 8, 1969	44
2.	Shan Foster vs. Mississippi State, Mar. 5, 2008	42
2.	Bo Wyenandt vs. Alabama, Feb. 11, 1967	42
3.	Clyde Lee at Kentucky, Jan. 2, 1965	41
4.	Jim Henry vs. Sewanee, Dec. 2, 1957	40
t5.	Jeff Fosnes vs. Jacksonville, Dec. 21, 1974	39
t5.	Clyde Lee vs. Syracuse, Dec. 28, 1965	39
t5.	John Ed Miller vs. Duke, Dec. 11, 1963	39
t8.	Kevin Anglin vs. New Hampshire, Dec. 21, 1991	38
t8.	Kenny Campbell vs. Northwestern, Dec. 21, 1966	38
t10.	Phil Cox vs. MTSU, Dec. 3, 1984	37
t10.	Willie Jones vs. Alabama, Feb. 27, 1982	37
t10.	Al Rochelle at Florida, Feb. 25, 1956	37



VANDERBILT SCORING MARKS

YEARLY SCORING LEADERS

Year	Player	Pts	Avg.	Year	Player	Pts	Avg.
2011	John Jenkins, G	696	19.9	1954	Dan Finch, F	481	21.9
2011	John Jenkins, G	624	19.5	1953	Dan Finch, F	372	20.7
2010	Jermaine Beal, G	481	14.6	1952	Dave Kardokus, F	314	11.6
2009	A.J. Ogilvy, C	448	15.4	1951	Al Weiss, C	353	13.6
2008	Shan Foster, G/F	691	20.3	1950	Billy Joe Adcock, G/F	315	12.6
2007	Derrick Byars, G/F	577	17.0	1949	Billy Joe Adcock, F	339	15.4
2006	Shan Foster, G/F	477	15.9	1948	Billy Joe Adcock, F	376	17.1
2005	Mario Moore, G	459	13.5				
2004	Matt Freije, F	607	18.4				
2003	Matt Freije, F	520	17.9				
2002	Matt Freije, F	484	15.1				
2001	Chuck Moore, G	348	12.0				
2000	Dan Langhi, F	664	22.1				
1999	Dan Langhi, F	512	17.7				
1998	Drew Maddux, G	553	16.8				
1997	Pax Whitehead, F	481	15.5				
1996	Frank Seckar, G	523	16.3				
1995	Ronnie McMahan, G/F	511	18.3				
1994	Billy McCaffrey, G	660	20.6				
1993	Billy McCaffrey, G	699	20.6				
1992	Kevin Anglin, G/F	506	16.9				
1991	Scott Draud, G	456	15.2				
1990	Scott Draud, G	546	15.6				
1989	Frank Komet, C/F	554	16.8				
1988	Will Perdue, C	567	18.3				
1987	Will Perdue, C	592	17.4				
1986	Brett Burrow, C	370	13.2				
1985	Phil Cox, G	445	16.5				
1984	Jeff Turner, F/C	486	16.8				
1983	Phil Cox, G	477	14.5				
1982	Willie Jones, C/F	442	15.8				
1981	Al Miller, G/F	423	14.6				
1980	Mike Rhodes, G	479	18.4				
1979	Charles Davis, F	502	18.6				
1978	Mike Rhodes, G	507	18.8				
1977	Charles Davis, F	399	15.3				
1976	Jeff Fosnes, F	482	17.9				
1975	Jeff Fosnes, F	575	22.1				
1974	Terry Compton, F	415	14.8				
1973	Terry Compton, F	461	17.7				
1972	Terry Compton, F	450	17.3				
1971	Thorpe Weber, F	439	16.9				
1970	Perry Wallace, F	461	17.7				
1969	Tom Hagan, G	608	23.4				
1968	Tom Hagan, G	463	19.2				
1967	Tom Hagan, G	443	17.0				
1966	Clyde Lee, C	589	22.6				
1965	Clyde Lee, C	631	22.5				
1964	Clyde Lee, C	471	18.8				
1963	Roger Schurig, G	387	16.8				
1962	John Russell, G	369	15.4				
1961	Bill Depp, C	412	17.2				
1960	Bill Johnson, G	356	15.5				
1959	Jim Henry, G	414	18.8				
1958	Jim Henry, G	493	20.5				
1957	Al Rochelle, G	381	17.3				
1956	Al Rochelle, G	421	18.3				
1955	Al Rochelle, G	355	16.1				

Freshmen

By Points

Player,Year	Points
1. A.J. Ogilvy, 2008	578
2. Mike Rhodes, 1978	507
3. Al Miller, 1981	423
4. Charles Davis, 1977	399
5. Phil Cox, 1982	378
6. Jeffery Taylor, 2009	377
7. Brad Tinsley, 2009	341
8. John Jenkins, 2010	340
9. Ronnie McMahan, 1992	335
10. Shan Foster, 2005	312

By Average

Player,Year	Avg.
1. Mike Rhodes, 1978	18.8
2. A.J. Ogilvy, 2008	17.0
3. Charles Davis, 1977	15.3
4. Al Miller, 1981	14.6
t5. Phil Cox, 1982	13.5
t5. Bobby Thym, 1954	13.5
7. Jimmy Cummings, 1953	12.4
8. Jeffery Taylor, 2009	12.2
9. Ronnie McMahan, 1992	11.2
t10. Brad Tinsley, 2009	11.0
t10. John Jenkins, 2010	11.0

Juniors

By Points

Player,Year	Points
1. Billy McCaffrey, 1993	699
2. John Jenkins, 2012	696
3. Clyde Lee, 1966	631
4. Will Perdue, 1987	592
5. Jeff Fosnes, 1975	575
6. Scott Draud, 1990	546
7. Butch Feher, 1975	533
8. Shan Foster, 2007	531
9. Matt Freije, 2003	520
10. Dan Langhi, 1999	512

By Average

Player,Year	Avg.
1. Clyde Lee, 1966	22.5
2. Jeff Fosnes, 1975	22.1
3. Dan Finch, 1953	20.7
4. Billy McCaffrey, 1993	20.6
t5. Butch Feher, 1975	20.5
t5. Jim Henry, 1958	20.5
7. John Jenkins, 2012	19.9
8. Tom Hagan, 1968	19.2
9. Charles Davis, 1979	18.6
10. Mike Rhodes, 1980	18.4

Sophomores

By Points

Player,Year	Points
1. John Jenkins, 2011	624
2. Matt Freije, 2002	484
3. Shan Foster, 2006	477
4. Clyde Lee, 1965	471
5. Terry Compton, 1972	450
6. A.J. Ogilvy, 2009	448
7. Drew Maddux, 1996	447
8. Tom Hagan, 1967	443
9. Jeffery Taylor, 2010	438
10. Bill Ligon, 1972	434

By Average

Player,Year	Avg.
1. John Jenkins, 2011	19.5
2. Clyde Lee, 1965	18.8
3. Terry Compton, 1972	17.3
4. Billy Joe Adcock, 1948	17.1
5. Tom Hagan, 1967	17.0
t6. Charles Davis, 1978	16.8
t6. Roger Schurig, 1963	16.8
8. Bill Ligon, 1972	16.7
9. Al Rochelle, 1955	16.1
10. Bobby Thym, 1955	16.0

Seniors

By Points

Player,Year	Points
1. Shan Foster, 2008	691
2. Dan Langhi, 2000	664
3. Billy McCaffrey, 1994	660
4. Tom Hagan, 1969	608
5. Matt Freije, 2004	607
6. Clyde Lee, 1967	589
7. Jeffery Taylor, 2012	581
8. Derrick Byars, 2007	577
9. Will Perdue, 1988	567
10. Drew Maddux, 1998	553

By Average

Player,Year	Avg.
1. Tom Hagan, 1969	23.4
2. Clyde Lee, 1967	22.6
3. Dan Langhi, 2000	22.1
4. Dan Finch, 1954	21.9
5. Billy McCaffrey, 1994	20.6
6. Shan Foster, 2008	20.3
7. Jim Henry, 1959	18.8
8. Matt Freije, 2004	18.4
t9. Ronnie McMahan, 1995	18.3
t9. Will Perdue, 1988	18.3



VANDERBILT SCORING MARKS

30-Plus Point Scorers

Date	Player	Points
12/7/11	Jeffery Taylor vs. Davidson	30
2/12/11	John Jenkins vs. Kentucky	32
3/4/09	A.J. Ogilvy vs. LSU	33
3/5/08	Shan Foster vs. Mississippi State	42
2/26/08	Shan Foster vs. Tennessee	32
1/5/08	Shan Foster vs. UMass	32
2/28/07	Shan Foster vs. South Carolina	33
2/14/07	Derrick Byars vs. South Carolina	32
2/8/06	Shan Foster vs. Alabama	30
3/21/05	Mario Moore vs. Wichita State	31
3/5/05	Mario Moore vs. LSU	30
2/2/05	Alex Gordon vs. Tennessee	30
3/21/04	Matt Freije vs. North Carolina State	31
2/18/04	Matt Freije vs. Alabama	32
12/13/03	Matt Freije vs. Tennessee Tech	31
11/24/03	Matt Freije vs. Indiana	32
1/29/03	Matt Freije vs. Georgia	31
3/1/00	Dan Langhi vs. Georgia	32
2/26/00	Dan Langhi vs. Mississippi	33
1/15/00	Dan Langhi vs. Florida	31
1/12/00	Dan Langhi vs. Tennessee	31
12/18/99	Dan Langhi vs. Western Kentucky	30
2/21/99	Dan Langhi vs. Alabama	30
11/21/98	Dan Langhi vs. Notre Dame	33
1/14/98	Drew Maddux vs. Alabama	33
12/17/95	Frank Seckar vs. North Carolina A&T	30
11/21/95	Frank Seckar vs. Chaminade	30
2/11/95	Ronnie McMahan vs. Arkansas	34
1/25/95	Ronnie McMahan vs. Mississippi	33
3/30/94	Frank Seckar vs. Villanova	30
2/26/94	Billy McCaffrey vs. Florida	31
2/24/93	Billy McCaffrey vs. Georgia	35
2/26/92	Kevin Anglin vs. Georgia	32
12/29/91	Kevin Anglin vs. New Hampshire	38
2/18/90	Scott Draud vs. LSU	31
1/10/90	Scott Draud vs. Mississippi	30
12/29/87	Will Perdue vs. Cornell	31
3/21/87	Will Perdue vs. So. Mississippi (NIT)	34
12/3/84	Phil Cox vs. MTSU	37
3/3/84	Jeff Turner vs. Mississippi	30
2/6/84	Phil Cox vs. Alabama	30
2/27/82	Willie Jones vs. Alabama	37
2/24/82	Willie Jones vs. Florida	32
11/28/81	Phil Cox vs. Duke	30
2/20/80	Mike Rhodes vs. Florida	30
1/19/80	Mike Rhodes vs. Kentucky	34
12/6/79	Mike Rhodes vs. Mississippi State	31
2/12/79	Mike Rhodes vs. Alabama	32
2/7/79	Charles Davis vs. Kentucky	31
12/28/77	Charles Davis vs. Richmond	31
12/22/77	Mike Rhodes vs. Virginia Tech	34
1/10/76	Butch Feher vs. Georgia	36
12/6/76	Charles Davis vs. Michigan	31
12/6/76	Butch Feher vs. Holy Cross	35
12/21/74	Jeff Fosnes vs. Jacksonville	39
12/21/74	Butch Feher vs. Jacksonville	34
2/10/75	Butch Feher vs. LSU	31

Date	Player	Points
1/18/75	Jeff Fosnes vs. Auburn	32
2/17/73	Terry Compton vs. LSU	33
3/9/72	Tom Arnholt vs. Mississippi State	33
2/19/72	Bill Ligon vs. LSU	31
2/12/72	Terry Compton vs. Georgia	35
12/8/70	Rod Freeman vs. Illinois	31
3/8/69	Tom Hagan vs. Mississippi State	44
2/17/69	Tom Hagan vs. LSU	31
12/21/68	Tom Hagan vs. Kansas State	34
12/14/68	Tom Hagan vs. Mississippi State	33
3/4/68	Kenny Campbell vs. LSU	31
12/2/67	Tom Hagan vs. SMU	34
2/20/67	Bo Wyenandt vs. Alabama	42
12/21/66	Kenny Campbell vs. Northwestern	38
2/19/66	Keith Thomas vs. Florida	30
1/15/66	Clyde Lee vs. Kentucky	30
1/4/66	Clyde Lee vs. Tulane	31
12/28/65	Clyde Lee vs. Syracuse	39
12/13/65	Clyde Lee vs. Wake Forest	32
12/30/65	Keith Thomas vs. Purdue	30
1/5/65	Clyde Lee vs. Kentucky	41
2/8/65	Clyde Lee vs. LSU	33
2/16/65	Clyde Lee vs. Kentucky	33
1/2/65	Clyde Lee vs. Tennessee	30
2/16/65	John Ed Miller vs. Kentucky	30
12/14/63	Roger Schurig vs. Arkansas	32
12/11/63	John Ed Miller vs. Duke	39
2/23/63	Roger Schurig vs. Florida	30
1/5/63	Roger Schurig vs. Tennessee	30
12/11/62	Roger Schurig vs. Duke	32
2/18/61	Bill Depp vs. Tennessee	31
12/2/57	Jim Henry vs. Sewanee	40
2/25/56	Al Rochelle vs. Florida	37
12/1/52	Dan Finch vs. Duke	30
2/14/49	Billy Joe Adcock vs. Mississippi State	36

MOST 30-PLUS POINTS SCORING GAMES

Player	Games
1. Clyde Lee (1964-66)	8
2. Dan Langhi (1997-2000)	7
t3. Shan Foster (2005-08)	5
t3. Matt Freije (2001-04)	5
t3. Mike Rhodes (1978-81)	5
t6. Butch Feher (1973-76)	4
t6. Roger Schurig (1963-65)	4



VU FG SHOOTING MARKS

Field Goals Made

In a Career

Player, Years	FGM	FGA	Pct.
1. Shan Foster, 2005-08	699	1483	.471
t2. Charles Davis, 1977-81	683	1328	.514
t2. Mike Rhodes, 1978-81	683	1414	.483
4. Jeffery Taylor, 2009-12	665	1378	.483
5. Jeff Fosnes, 1973-76	651	1271	.512
6. Phil Cox, 1982-85	641	1320	.486
7. Clyde Lee, 1964-66	633	1383	.457
8. Matt Freije, 2003-04	632	1412	.448
9. Ronnie McMahan, 1992-95	566	1352	.418
10. Tom Hagan, 1967-69	577	1144	.504

In a Season

Player, Season	FGM	FGA	Pct.
1. Tom Hagan, 1968-69	246	480	.513
2. Shan Foster, 2007-08	242	463	.523
3. Billy McCaffrey, 1992-93	241	436	.553
4. Clyde Lee, 1964-65	239	516	.463
5. Jeff Fosnes, 1974-75	238	432	.551
6. Will Perdue, 1987-88	234	369	.634
7. Will Perdue, 1986-87	233	389	.599
8. Dan Langhi, 1999-00	222	465	.477
9. Frank Kornet, 1988-89	220	388	.567
10. Clyde Lee, 1965-66	218	457	.455

Field Goals Attempted

In a Career

Player, Years	FGM	FGA	Pct.
1. Shan Foster, 2005-08	699	1483	.471
2. Mike Rhodes, 1978-81	683	1414	.483
3. Matt Freije, 2003-04	632	1412	.448
4. Clyde Lee, 1964-66	633	1383	.457
5. Jeffery Taylor, 2009-12	665	1378	.483
6. Babe Taylor, 1953-56	478	1371	.349
7. Ronnie McMahan, 1992-95	566	1352	.418
8. Drew Maddux, 1994-98	571	1348	.424
9. Charles Davis, 1977-81	683	1328	.514
10. Phil Cox, 1982-85	641	1320	.486

In a Season

Player, Season	FGM	FGA	Pct.
1. Clyde Lee, 1964-65	239	516	.463
2. Tom Hagan, 1968-69	246	480	.513
3. Billy McCaffrey, 1993-94	217	476	.456
4. Dan Langhi, 1999-00	222	465	.477
5. Shan Foster, 2007-08	242	463	.523
6. John Jenkins, 2010-12	217	458	.474
7. Clyde Lee, 1965-66	218	457	.455
8. Derrick Byars, 2006-07	206	451	.457
9. Matt Freije, 2003-04	186	446	.415
10. Ronnie McMahan, 1994-95	165	439	.376

ANNUAL FIELD GOAL PERCENTAGE LEADERS

Year	Player	FG	Pct.	Year	Player	FG	Pct.
2012	Festus Ezeli, C	89-165	.539	1980	Willie Jones, F/C	88-153	.575
2011	Festus Ezeli, C	151-257	.588	1979	Charles Davis, F	203-352	.577
2010	A.J. Ogilvy, C	142-279	.509	1978	Charles Davis, F	178-353	.504
2009	A.J. Ogilvy, C	152-280	.543	1977	Greg Fuller, F	109-213	.512
2008	A.J. Ogilvy, C	201-342	.588	1976	Dicky Keffer, G	82-156	.526
2007	Ross Neltner, F	117-221	.529	1975	Jeff Fosnes, F	238-432	.551
2006	Julian Terrell, F	124-240	.517	1974	Lee Fowler, F	83-157	.529
2005	Jason Holwerda, G	91-147	.619	1973	Jeff Fosnes, F	69-129	.535
2004	Scott Hundley, G	81-162	.500	1972	Terry Compton, F	173-319	.542
2003	Brian Thornton, F	129-245	.527	1971	Ralph Mayes, G	69-125	.552
2002	Brian Thornton, F	76-148	.514	1970	Perry Wallace, F	197-400	.493
2001	Greg LaPointe, C	125-225	.556	1969	Tom Hagan, G	246-480	.513
2000	Atiba Prater, G	82-167	.491	1968	Bob Bundy, C	108-171	.631
1999	Greg LaPointe, C	84-166	.506	1967	Ken Gibbs, C	105-200	.525
1998	Billy Di Spaltro, F	108-205	.527	1966	Keith Thomas, G	196-382	.513
1997	Billy Di Spaltro, F	111-212	.524	1965	Wayne Calvert, G	56-104	.538
1996	Billy Di Spaltro, F	75-127	.591	1964	Keith Thomas, G	62-122	.508
1995	Chris Woods, C	61-122	.500	1963	Roger Schurig, G	150-345	.435
1994	Chris Lawson, C	140-270	.519	1962	Bob Scott, F/C	122-291	.419
1993	Bruce Elder, F	142-239	.594	1961	Don Ringstaff, F	90-196	.459
1992	Todd Milholland, C	140-260	.539	1960	Bill Depp, C	116-277	.419
1991	Steve Grant, F	86-138	.623	1959	Jim Henry, G	148-309	.479
1990	Steve Grant, F	80-118	.678	1958	Hub Hougland, F	113-237	.477
1989	Frank Kornet, F/C	220-388	.567	1957	Jim Henry, G	95-212	.448
1988	Will Perdue, C	234-369	.634	1956	Al Rochelle, G	134-345	.388
1987	Will Perdue, C	233-389	.599	1955	Al Rochelle, G	119-309	.385
1986	Barry Goheen, G	91-168	.542	1954	Bobby Thym, F	110-276	.399
1985	Brett Burrow, C	137-265	.517	1953	George Nordhaus, C	63-161	.391
1984	Jeff Turner, F/C	200-375	.533	1952	Dan Finch, F	67-193	.351
1983	James Williams, F	122-243	.502	1951	Al Weiss, C	132-365	.362
1982	Willie Jones, F/C	169-288	.587	1950	George Kelley, F/C	82-234	.350
1981	Willie Jones, F/C	110-165	.667	1949	Haworth Parks, F	43-124	.339

Field Goals Percentage

In a Career (Minimum 400 FGA)

Player, Years	FGM	FGA	Pct.
1. Will Perdue, 1984, 1986-88	519	856	.606
2. Willie Jones, 1980-82	367	606	.605
3. Festus Ezeli, 2008-12	330	587	.562
4. A.J. Ogilvy, 2007-10	495	901	.549
5. Bob Bundy, 1967-69	220	402	.547
6. Frank Kornet, 1986-89	377	706	.534
7. Billy Di Spaltro, 1994-98	304	572	.531
8. Todd Milholland, 1989-1992	412	789	.522
9. Keith Thomas, 1964-66	401	777	.516
10. Charles Davis, 1977-81	683	1328	.514

In a Season (Minimum 100 FGA)

Player, Season	FGM	FGA	Pct.
1. Steve Grant, 1989-90	80	118	.678
2. Willie Jones, 1980-81	110	165	.667
3. Will Perdue, 1987-88	234	369	.634
4. Bob Bundy, 1967-68	108	171	.632
5. Steve Grant, 1990-91	86	138	.623
6. Jason Holwerda, 2004-05	91	147	.619
7. Will Perdue, 1986-87	233	389	.599
8. Bruce Elder, 1992-93	142	239	.594
9. Billy Di Spaltro, 1995-96	75	127	.591
t10. Festus Ezeli, 2010-11	151	257	.588
t10. A.J. Ogilvy, 2007-08	201	342	.588



3-PT FG SHOOTING MARKS

3-Point Field Goals Made

In a Career

Player, Years	3FGM	3FGA	Pct.
1. Shan Foster, 2005-08	367	872	.421
2. John Jenkins, 2010-12	306	699	.438
3. Ronnie McMahan, 1992-95	296	774	.382
4. Scott Draud, 1987-88, 90-91	288	657	.438
5. Frank Seckar, 1993-96	278	675	.419
6. Sam Howard, 1998-2002	238	653	.364
7. Barry Booker, 1986-89	246	535	.460
8. Drew Maddux, 1994-98	226	641	.353
9. Mario Moore, 2003-06	197	559	.352
10. Matt Freije, 2000-04	183	515	.355

In a Season

Player, Years	3FGM	3FGA	Pct.
t1. Shan Foster, 2007-08	134	286	.469
t1. John Jenkins, 2011-12	134	305	.439
3. Frank Seckar, 1995-96	103	272	.379
4. Scott Draud, 1990-91	101	225	.449
5. John Jenkins, 2010-11	100	245	.408
t6. Scott Draud, 1989-90	90	208	.433
t6. Shan Foster, 2005-06	90	217	.415
t8. Barry Booker, 1988-89	87	194	.449
t8. Ronnie McMahan, 1993-94	87	228	.382
10. Brendan Plavich, 2001-02	86	195	.441

3-Point Field Goals Attempted

In a Career

Player, Years	3FGM	3FGA	Pct.
1. Shan Foster, 2005-08	367	872	.421
2. Ronnie McMahan, 1992-95	296	774	.382
3. John Jenkins, 2010-12	306	699	.438
4. Frank Seckar, 1993-96	278	675	.419
5. Scott Draud, 1987-88, 90-91	288	657	.438
6. Sam Howard, 1998-2002	238	653	.364
7. Drew Maddux, 1994-98	226	641	.353
8. Mario Moore, 2003-2006	197	559	.352
9. Matt Freije, 2000-04	183	515	.355
10. Barry Booker, 1986-89	246	535	.460

In a Season

Player, Season	3FGM	3FGA	Pct.
t1. John Jenkins, 2011-12	134	305	.439
t1. Shan Foster, 2007-08	134	286	.469
3. Frank Seckar, 1995-96	103	272	.379
4. John Jenkins, 2010-11	100	245	.408
5. Ronnie McMahan, 1993-94	87	228	.382
6. Scott Draud, 1990-91	101	225	.449
7. Ronnie McMahan, 1994-95	78	222	.351
t8. Drew Maddux, 1997-98	79	217	.364
t8. Shan Foster, 2005-06	90	217	.415
10. Shan Foster, 2006-07	74	214	.386

ANNUAL FIELD GOAL PERCENTAGE LEADERS

Leaders Determined by 3-Point Field Goals Made

Year	Name	3FG	Att	Pct.
2012	John Jenkins, G	134	305	.439
2011	John Jenkins, G	100	245	.408
2010	Jermaine Beal, G	72	190	.379
2010	John Jenkins, G	72	149	.423
2009	Brad Tinsley, G	69	168	.411
2008	Shan Foster, G/F	134	286	.469
2007	Dan Cage, G	80	181	.442
2006	Shan Foster, G/F	90	217	.415
2005	Mario Moore, G	77	193	.399
2004	Mario Moore, G	66	182	.363
2003	Matt Freije, F	65	185	.351
2002	Brendan Plavich, G	86	195	.443
2001	Chuck Moore, G	55	157	.350
2000	Sam Howard, G	78	216	.361
1999	Sam Howard, G	58	158	.367
1998	Drew Maddux, G	79	217	.364
1997	Pax Whitehead, F	67	186	.360
1996	Frank Seckar, G	103	272	.379
1995	Frank Seckar, G	83	195	.426
1994	Ronnie McMahan, G	87	228	.382
1993	Billy McCaffrey, G	83	162	.512
1992	Ronnie McMahan, G	58	157	.369
1991	Scott Draud, G	101	225	.449
1990	Scott Draud, G	90	208	.433
1989	Barry Booker, G	87	194	.448
1988	Barry Booker, G	74	171	.433
1987	Barry Booker, G	85	170	.500

3-Point Field Goal Percentage

In a Career (Min. 30 3FGA)

Player, Years	3FGM	3FGA	Pct.
1. Barry Booker, 1986-89	246	535	.460
2. Billy McCaffrey, 1993-94	141	316	.446
t3. Scott Draud, 1987-88, 90-91	288	657	.438
t3. John Jenkins, 2010-12	306	699	.438
5. Dan Cage, 2004-07	164	385	.426
6. Aaron Beth, 1991-94	38	90	.422
7. Shan Foster, 2005-08	367	872	.421
8. Derrick Wilcox, 1987-90	114	271	.421
9. Frank Seckar, 1993-96	278	675	.419
10. Barry Goheen, 1986-89	118	282	.418

In a Season (Min. 30 3FGA)

Player, Season	3FGM	3FGA	Pct.
1. Billy McCaffrey, 1992-93	83	162	.512
2. Barry Booker, 1986-87	85	170	.500
3. John Jenkins, 2009-10	72	149	.483
4. Rick Jones, 1999-00	41	85	.482
5. Aaron Beth, 1991-92	26	55	.473
6. Shan Foster, 2007-08	134	286	.469
7. Derrick Wilcox, 1989-90	56	120	.467
8. Derrick Wilcox, 1987-88	18	39	.462
9. Dawid Przybyszewski, 2003-04	51	112	.455
10. Vince Ford, 1997-98	24	53	.453



VU FT SHOOTING MARKS

Free Throws Made

In a Career

Player, Years	FTM	FTA	Pct.
1. A.J. Ogilvy, 2007-10	471	641	.735
2. Bobby Thym, 1954-57	453	675	.671
3. Jeffery Taylor, 2009-12	452	652	.693
4. Matt Freije, 2001-04	444	565	.786
4. Phil Cox, 1982-85	442	513	.862
5. Clyde Lee, 1964-66	425	610	.697
6. Kevin Anglin, 1990-93	415	549	.756
7. Al Rochelle, 1954-57	374	498	.751
8. Tom Hagan, 1967-69	360	432	.833
t10. Butch Feher, 1973-76	349	457	.763
t10. Barry Goheen, 1986-89	349	439	.795

In a Season

Player, Season	FTM	FTA	Pct.
1. A.J. Ogilvy, 2007-08	176	229	.769
2. Matt Freije, 2003-04	175	222	.788
3. Billy McCaffrey, 1993-94	168	189	.889
4. Dan Langhi, 1999-00	162	186	.871
5. Billy Di Spaltro, 1996-97	160	208	.769
6. A.J. Ogilvy, 2009-10	158	216	.731
7. Kevin Anglin, 1991-92	155	207	.749
t8. Al Rochelle, 1955-56	153	204	.750
t8. Clyde Lee, 1964-65	153	228	.671
t8. Clyde Lee, 1965-66	153	206	.742

Free Throws Attempted

In a Career

Player, Years	FTM	FTA	Pct.
1. Bobby Thym, 1954-57	453	675	.671
2. Jeffery Taylor, 2009-12	452	652	.693
3. A.J. Ogilvy, 2007-10	471	641	.735
4. Clyde Lee, 1964-66	425	610	.697
5. Matt Freije, 2000-04	444	565	.786
6. Kevin Anglin, 1989-93	415	549	.756
7. Phil Cox, 1982-85	442	513	.862
8. Al Rochelle, 1954-57	374	498	.751
9. Dan Finch, 1952-54	333	490	.680
10. Jim Henry, 1957-59	348	488	.713

In a Season

Player, Season	FTM	FTA	Pct.
1. A.J. Ogilvy, 2007-08	176	229	.769
2. Clyde Lee, 1964-65	153	228	.671
3. Matt Freije, 2003-04	175	222	.788
4. Festus Ezeli, 2010-11	140	216	.648
5. A.J. Ogilvy, 2009-10	158	216	.731
6. Dan Finch, 1953-54	151	211	.716
7. Billy Di Spaltro, 1996-97	160	208	.769
8. Kevin Anglin, 1991-92	155	207	.749
9. Clyde Lee, 1965-66	153	206	.742
t10. Al Rochelle, 1955-56	153	204	.750
t10. Bobby Thym, 1955-56	143	204	.701
t10. Will Perdue, 1986-87	126	204	.618

ANNUAL FT PERCENTAGE LEADERS

(Min. 50 attempts)

Year	Player	FT-A	Pct.	Year	Player	FT-A	Pct.
2012	Brad Tinsley, G	59-69	.855	1979	Mike Rhodes, G/F	72-87	.827
2011	John Jenkins, G	144-161	.894	1978	Tommy Springer, G	51-61	.836
2010	Jermaine Beal, G	93-116	.802	1977	Dicky Keffer, G	66-81	.815
2009	Brad Tinsley, G	56-68	.824	1976	Joe Ford, G	102-126	.817
2008	Ross Neltner, F	61-77	.792	1975	Joe Ford, G	94-112	.839
2007	Dan Cage, G	70-80	.875	1974	Terry Compton, F	89-102	.873
2006	Shan Foster, G/F	63-83	.759	1973	Lee Fowler, F	51-67	.761
2005	Mario Moore, G	72-89	.809	1972	Tom Arnholt, G	81-91	.890
2004	Scott Hundley, G	46-58	.793	1971	Rudy Thacker, G	56-61	.918
2003	Matt Freije, F	99-124	.798	1970	Ralph Mayes, G	48-59	.814
2002	Chuck Moore, G	78-96	.813	1969	Rudy Thacker, G	64-72	.889
2001	Chuck Moore, G	63-79	.797	1968	Tom Hagan, G	141-167	.844
2000	Dan Langhi, F	162-186	.871	1967	Jerry Southwood, G	61-77	.792
1999	Dan Langhi, F	141-167	.844	1966	Keith Thomas, G	78-98	.796
1998	Billy Di Spaltro, F	87-107	.813	1965	Keith Thomas, G	56-65	.862
1997	Billy Di Spaltro, F	160-208	.769	1964	John Ed Miller, G	119-148	.804
1996	Drew Maddux, G	81-106	.764	1963	Roger Schurig, G	87-109	.799
1995	Drew Maddux, G	51-59	.864	1962	Bobby Bland, G	52-64	.813
1994	Billy McCaffrey, G	168-189	.889	1961	Don Ringstaff, F	96-127	.756
1993	Billy McCaffrey, G	134-154	.870	1960	Bill Johnson, G	80-101	.792
1992	Todd Milholland, C	61-75	.813	1959	Jim Henry, G	118-150	.787
1991	Scott Draud, G	63-72	.875	1958	Jimmy French, G	51-61	.836
1990	Scott Draud, G	100-115	.870	1957	Al Rochelle, G	75-96	.781
1989	Eric Reid, F	103-133	.774	1956	Al Rochelle, G	153-204	.750
1988	Barry Goheen, G	86-112	.768	1955	Al Rochelle, G	117-157	.745
1987	Barry Goheen, G	114-136	.838	1954	Babe Taylor, G	62-74	.838
1986	Barry Goheen, G	44-52	.846	1953	George Nordhaus, C	84-123	.683
1985	Phil Cox, G	111-127	.874	1952	Bob Dudley Smith, F	54-76	.711
1984	Jeff Turner, F/C	86-102	.843	1951	Bob Dudley Smith, F	87-121	.719
1983	Phil Cox, G	113-126	.897	1950	Bob Dudley Smith, F	42-53	.792
1982	Phil Cox, G	126-145	.869	1949	George Kelley, F	94-143	.657
1981	Mike Rhodes, G/F	69-84	.821				
1980	Mike Rhodes, G/F	89-110	.809				

Free Throw Percentage

In a Career (Minimum 150 FTA)

Player, Years	FTM	FTA	Pct.
1. Billy McCaffrey, 1993-94	302	343	.880
2. Rudy Thacker, 1969-71	152	173	.879
3. Phil Cox, 1982-85	442	513	.862
4. John Jenkins, 2010-12	320	374	.856
5. Scott Draud, 1987-88, 90-91	232	276	.841
6. Brad Tinsley, 2009-12	243	290	.838
7. Tom Hagan, 1967-69	360	432	.833
8. Dan Langhi, 1996-00	394	474	.831
9. Tom Arnholt, 1970-72	253	305	.830
10. Mike Rhodes, 1978-81	333	408	.816

In a Season (Minimum 50 FTA)

Player, Season	FTM	FTA	Pct.
1. Rudy Thacker, 1970-71	56	61	.918
2. Phil Cox, 1982-83	113	126	.897
3. John Jenkins, 2010-11	144	161	.894
4. Tom Arnholt, 1971-72	81	91	.890
5. Billy McCaffrey, 1993-94	168	189	.889
6. Rudy Thacker, 1968-69	64	72	.889
t7. Scott Draud, 1990-91	63	72	.875
t7. Dan Cage, 2006-07	70	80	.875
9. Phil Cox, 1984-85	111	127	.874
10. Terry Compton, 1973-74	89	102	.873



VU REBOUNTING MARKS

Rebounds

In a Career

Player, Years	G	Reb	RPG
1. Clyde Lee, 1964-66	79	1223	15.5
2. Perry Wallace, 1968-70	78	894	11.5
3. Bobby Thym, 1954-57	89	872	9.8
4. Bob "Snake" Grace, 1963-65	76	837	11.0
5. Charley Harrison, 1953-56	79	802	10.2
6. Jeffery Taylor, 2009-12	134	752	5.6
7. Bill Depp, 1959-61	71	747	10.5
8. Will Perdue, 1983-88	104	708	6.8
9. Thorpe Weber, 1969-71	78	673	8.6
10. Anthony Williams, 1997-01	110	669	6.1

Per Game In a Career (Minimum 50 games)

Player, Years	G	Reb	RPG
1. Clyde Lee, 1964-66	79	1223	15.5
2. Perry Wallace, 1968-70	78	894	11.5
3. Bob "Snake" Grace, 1963-65	76	837	11.0
4. Bill Depp, 1959-61	71	747	10.5
5. Charley Harrison, 1953-56	79	802	10.2
6. Bobby Thym, 1954-57	89	872	9.8
7. Ben Rowan, 1958-60	69	666	9.7
8. Dan Finch, 1952-54	65	618	9.5
t9. Thorpe Weber, 1969-71	78	673	8.6
t9. Jo Gibbs, 1954-57	69	593	8.6

In a Season

Player, Season	G	Reb	RPG
1. Clyde Lee, 1964-65	28	420	15.0
2. Clyde Lee, 1965-66	26	412	15.8
3. Clyde Lee, 1963-64	25	391	15.6
4. Perry Wallace, 1969-70	26	350	13.5
5. Charley Harrison, 1955-56	22	315	14.3
6. Will Perdue, 1987-88	31	314	10.1
7. Bill Depp, 1960-61	24	309	12.9
8. Bob "Snake" Grace, 1962-63	23	308	13.4
9. Charley Harrison, 1954-55	22	284	12.9
10. Jo Gibbs, 1956-57	22	274	12.5

Per Game In a Season

Player, Season	G	Reb	RPG
1. Clyde Lee, 1965-66	26	412	15.8
2. Clyde Lee, 1963-64	25	391	15.6
3. Clyde Lee, 1964-65	28	420	15.0
4. Charley Harrison, 1955-56	22	315	14.3
5. Dan Finch, 1952-53	18	247	13.7
6. Perry Wallace, 1969-70	26	350	13.5
7. Bob "Snake" Grace, 1962-63	23	308	13.4
t8. Charley Harrison, 1954-55	22	284	12.9
t8. Bill Depp, 1960-61	24	309	12.9
10. Jo Gibbs, 1956-57	22	274	12.5

ANNUAL REBOUNTING LEADERS

Year	Player	Reb.	Year	Player	Reb.
2012	Lance Goulbourne, F	6.9	1981	Charles Davis, F	5.8
2011	Lance Goulbourne, F	7.3	1980	Ted Young, F	5.9
2010	A.J. Ogilvy, C	6.2	1979	Charles Davis, F	8.6
2009	A.J. Ogilvy, C	7.1	1978	Charles Davis, F	7.1
2008	A.J. Ogilvy, C	6.7	1977	Charles Davis, F	7.0
2007	Ross Neltner, F	5.7	1976	Butch Feher, G	7.7
2006	Julian Terrell, F	7.2	1975	Jeff Fosnes, F	9.0
2005	Julian Terrell, F	5.1	1974	Jan van Breda Kolff, G	9.7
2004	Matt Freije, F	5.4	1973	Steve Turner, C	7.8
2003	Brian Thornton, F	5.7	1972	Ray Maddux, C	10.7
2002	Matt Freije, F	5.1	1971	Thorpe Weber, F	9.7
2001	Anthony Williams, F	7.9	1970	Perry Wallace, F	13.5
2000	Anthony Williams, F	6.4	1969	Perry Wallace, F	10.5
1999	Dan Langhi, F	7.3	1968	Perry Wallace, F	10.4
1998	Billy Di Spaltro, F	5.7	1967	Bob Warren, F	8.4
1997	Billy Di Spaltro, F	6.3	1966	Clyde Lee, C	15.8
1996	Malik Evans, F	6.5	1965	Clyde Lee, C	15.0
1995	Bryan Milburn, F	6.3	1964	Clyde Lee, C	15.6
1994	Chris Lawson, C	6.8	1963	Bob Grace, C	13.4
1993	Bruce Elder, F	6.1	1962	Ron Griffiths, C	10.3
1992	Dan Hall, F	5.9	1961	Bill Depp, C	12.9
1991	Bruce Elder, F	5.9	1960	Ben Rowan, F	11.3
1990	Eric Reid, F	5.8	1959	Ben Rowan, F	10.7
1989	Frank Kornet, C-F	7.1	1958	Don Hinton, F-C	8.9
1988	Will Perdue, C	10.1	1957	Hobby Gibbs, F	12.5
1987	Will Perdue, C	8.7	1956	Charley Harrison, C	14.3
1986	Brett Burrow, C	5.8	1955	Charley Harrison, C	12.9
1985	Brett Burrow, C	8.0	1954	Dan Finch, F	11.3
1984	Jeff Turner, F-C	7.3	1953	Dan Finch, F	13.7
1983	Ted Young, C-F	6.7	1952	Dave Kardokus, F	8.4
1982	Willie Jones, C-F	6.4			

Rebounding Average Leaders By Class

Freshmen

RPG	Player	Year
1. 9.6	Jimmy Cummings	1953
2. 9.1	Bobby Thym	1954
3. 7.0	Charles Davis	1977
4. 6.7	A.J. Ogilvy	2008
5. 6.2	Jeffery Taylor	2009
6. 5.9	Ted Young	1980
7. 5.3	Greg Fuller	1977
8. 4.6	Brian Thornton	2002
t9. 4.4	Matt Freije	2001
t9. 4.4	John Sneed	1975

Juniors

RPG	Player	Year
1. 15.0	Clyde Lee	1965
2. 13.7	Dan Finch	1953
3. 12.9	Charley Harrison	1955
4. 12.0	Jo Gibbs	1956
5. 10.8	Bob Grace	1964
t6. 10.7	Ray Maddux	1972
t6. 10.7	Ben Rowan	1959
t8. 10.5	Perry Wallace	1969
t8. 10.5	Bobby Thym	1956
10. 10.3	Ron Griffiths	1962

Sophomores

RPG	Player	Year
1. 15.6	Clyde Lee	1964
2. 13.4	Bob Grace	1963
3. 10.4	Perry Wallace	1968
4. 10.3	Bobby Thym	1955
5. 9.9	George Nordhaus	1953
6. 9.0	Bill Depp	1959
7. 8.9	Bill Feix	1952
8. 8.8	Jack Pirrie	1958
9. 8.5	Don Hinton	1957
10. 8.2	Thorpe Weber	1969

Seniors

RPG	Player	Year
1. 15.8	Clyde Lee	1966
2. 14.3	Charley Harrison	1956
3. 13.5	Perry Wallace	1970
4. 12.9	Bill Depp	1961
5. 12.5	Hobby Gibbs	1957
6. 11.4	Dave Kardokus	1952
t7. 11.3	Ben Rowan	1960
t7. 11.3	Dan Finch	1954
9. 10.6	Larry Banks	1961
10. 10.1	Will Perdue	1988



VU ASSIST MARKS

Assists

In a Career (Kept since 1968-69)

Player, Years	G	A	APG
1. Atiba Prater, 1996-00	115	517	4.50
2. Brad Tinsley, 2009-12	134	482	3.59
3. Frank Seckar, 1993-96	126	455	3.61
4. Kevin Anglin, 1990-93	129	435	3.37
5. Jan van Breda Kolff, 1972-74	80	430	5.38
6. Derrick Wilcox, 1987-90	128	423	3.30
7. Jermaine Beal, 2007-10	132	421	3.19
8. Drew Maddux, 1994-98	123	394	3.20
9. Russell Lakey, 2000-04	111	369	3.32
10. Al McKinney, 1981-84	116	351	3.03

Per Game In a Career

(Kept since 1968-69, min. 50 games)

Player, Years	G	A	APG
1. Jan van Breda Kolff, 1972-74	80	430	5.38
2. Atiba Prater, 1996-00	115	517	4.50
3. Billy McCaffrey, 1993-94	66	257	3.89
4. Frank Seckar, 1993-96	126	455	3.61
5. Brad Tinsley, 2009-12	134	482	3.59
6. Dicky Keffer, 1975-77	79	276	3.53
7. Kevin Anglin, 1990-93	129	435	3.37
8. Russell Lakey, 2000-04	111	369	3.32
9. Derrick Byars, 2006-07	64	212	3.31
10. Derrick Wilcox, 1987-90	128	423	3.30

In a Season (Since 1968-69, min. 15 games)

Player, Season	G	A	APG
1. Atiba Prater, 1999-00	30	180	6.0
2. Frank Seckar, 1995-96	32	176	5.5
3. Derrick Wilcox, 1988-89	33	173	5.2
t4. Jermaine Beal, 2007-08	34	158	4.5
t4. Derrick Wilcox, 1989-90	35	158	4.5
6. Brad Tinsley, 2010-11	34	155	4.6
7. Atiba Prater, 1997-98	30	152	5.1
t8. Brad Tinsley, 2011-12	36	147	4.1
t8. Jan van Breda Kolff, 1972-73	26	147	5.7
10. Jan van Breda Kolff, 1971-72	26	142	5.5

Per Game In a Season

(Since 1968-69, min. 20 games)

Player, Season	G	A	APG
1. Atiba Prater, 1999-00	30	180	6.0
2. Jan van Breda Kolff, 1972-73	26	147	5.7
t3. Frank Seckar, 1995-96	32	175	5.5
t3. Jan van Breda Kolff, 1971-72	26	142	5.5
5. Derrick Wilcox, 1988-89	33	173	5.2
6. Atiba Prater, 1997-98	30	152	5.1
7. Jan van Breda Kolff, 1973-74	28	141	5.0
8. Jermaine Beal, 2007-08	34	158	4.6
9. Brad Tinsley, 2010-11	34	155	4.6
10. Derrick Wilcox, 1989-90	35	158	4.5

ANNUAL ASSISTS LEADERS

Year	Player	Ast.	Year	Player	Ast.
2012	Brad Tinsley, G	4.1	1990	Derrick Wilcox, G	4.5
2011	Brad Tinsley, G	4.6	1989	Derrick Wilcox, G	5.2
2010	Jermaine Beal, G	3.1	1988	Barry Goheen, G	2.9
2009	Jermaine Beal, G	3.2	1987	Barry Booker, G	2.7
2008	Jermaine Beal, G	4.6	1986	Darrell Dulaney, G	3.4
2007	Derrick Byars, G/F	3.4	1985	Darrell Dulaney, G	3.6
2006	Derrick Byars, G/F	3.2	1984	Al McKinney, G	3.2
2005	Mario Moore, G	3.7	1983	Al McKinney, G	3.4
2004	Russell Lakey, G	3.9	1982	Al McKinney, G	3.2
2003	Russell Lakey, G	3.4	1981	Jimmy Gray, G	3.9
2002	Brendan Plavich, G	3.2	1980	Tommy Springer, G	3.3
2001	Russell Lakey, G	3.1	1979	Tommy Springer, G	4.3
2000	Atiba Prater, G	6.0	1978	Mark Elliott, G	3.2
1999	Atiba Prater, G	3.4	1977	Mark Elliott, G	3.4
1998	Atiba Prater, G	4.1	1976	Dicky Keffer, G	4.0
1997	Drew Maddux, G	3.7	1975	Dicky Keffer, G	3.8
1996	Frank Seckar, G	5.5	1974	Jan van Breda Kolff, G/F	5.0
1995	Frank Seckar, G	4.1	1973	Jan van Breda Kolff, G/F	5.7
1994	Billy McCaffrey, G	4.2	1972	Jan van Breda Kolff, G/F	5.5
1993	Billy McCaffrey, G	3.6	1971	Rudy Thacker, G	3.1
1992	Kevin Anglin, G	3.8	1970	Tom Arnholt, G	3.0
1991	Kevin Anglin, G	4.1			

Assist Leaders By Class

Freshmen

#	A	Player	Year
1.	103	Atiba Prater	1997
2.	99	Dicky Keffer	1975
3.	95	Keegan Bell	2008
4.	94	Russell Lakey	2001
5.	89	Mark Elliott	1977
6.	88	Kevin Anglin	1990
7.	86	Brad Tinsley	2009
8.	78	Deandre Moore	1999
9.	70	Al McKinney	1981
10.	67	Al Miller	1981

Juniors

#	A	Player	Year
1.	173	Derrick Wilcox	1989
2.	155	Brad Tinsley	2011
3.	147	J. van Breda Kolff	1973
4.	126	Mario Moore	2005
5.	124	Billy McCaffrey	1993
6.	117	Tommy Springer	1979
7.	116	Drew Maddux	1996
t8.	114	Frank Seckar	1995
t8.	114	Kevin Anglin	1992
10.	113	Alex Gordon	2007

Sophomores

#	A	Player	Year
1.	158	Jermaine Beal	2008
2.	155	Atiba Prater	1998
3.	142	J. van Breda Kolff	1972
4.	124	Kevin Anglin	1991
5.	110	Frank Seckar	1994
6.	109	Dicky Keffer	1976
7.	102	Brendan Plavich	2002
t8.	95	Bruce Elder	1991
t8.	95	Mario Moore	2004
10.	94	Brad Tinsley	2010

Seniors

#	A	Player	Year
1.	180	Atiba Prater	2000
2.	176	Frank Seckar	1996
3.	158	Derrick Wilcox	1990
4.	147	Brad Tinsley	2012
5.	141	J. van Breda Kolff	1974
6.	134	Drew Maddux	1998
7.	133	Billy McCaffrey	1994
8.	130	Barry Goheen	1989
9.	128	Russell Lakey	2004
10.	118	Barry Booker	1989



VU STEAL & BLOCK MARKS

Steals

In a Career (Since 1979-80, min. 50 games)

Player, Years	G	S	SPG
t1. Drew Maddux, 1994-98	123	214	1.74
t1. Frank Seckar, 1993-96	126	214	1.70
3. Atiba Prater, 1996-00	115	211	1.83
4. James Strong, 1996-00	120	209	1.74
5. Kevin Anglin, 1990-93	129	192	1.49
6. Russell Lakey, 2000-04	111	169	1.52
7. Ronnie McMahan, 1992-95	124	157	1.27
8. Jeffery Taylor, 2009-12	134	146	1.09
9. Jason Holwerda, 2002-05	128	138	1.08
10. Jermaine Beal, 2007-10	132	128	0.97

Per Game In a Career (Since 1979-80, min. 50 games)

Player, Years	G	S	SPG
1. Atiba Prater, 1996-00	115	211	1.83
t2. Drew Maddux, 1995-98	123	214	1.74
t2. James Strong, 1996-00	120	209	1.74
4. Frank Seckar, 1993-96	126	214	1.70
5. Russell Lakey, 2000-04	111	169	1.52
6. Kevin Anglin, 1990-93	129	192	1.49
7. Pax Whitehead, 1995-97	83	113	1.36
8. Ronnie McMahan, 1992-95	124	157	1.27

In a Season (Since 1979-80)

Player, Season	G	S	SPG
1. James Strong, 1998-99	29	77	2.65
2. Frank Seckar, 1994-95	28	73	2.61
t3. Drew Maddux, 1996-97	31	68	2.19
t3. Drew Maddux, 1997-98	33	68	2.06
5. Kevin Anglin, 1992-93	34	67	1.97
6. Pax Whitehead, 1996-97	31	66	2.12
7. Atiba Prater, 1997-98	30	64	2.13
8. Frank Seckar, 1995-96	32	63	1.96
9. Atiba Prater, 1999-00	30	56	1.87
t10. Lance Goulbourne, 2011-12	36	54	1.50
t10. Russell Lakey, 2000-01	30	54	1.80

Per Game In a Season (Since 1979-80, min. 20 games)

Player, Season	G	S	SPG
1. James Strong, 1998-99	29	77	2.65
2. Frank Seckar, 1994-95	28	73	2.61
3. Drew Maddux, 1996-97	31	68	2.19
4. Atiba Prater, 1997-98	30	64	2.13
5. Pax Whitehead, 1996-97	31	66	2.12
6. Drew Maddux, 1997-98	33	68	2.06
7. Kevin Anglin, 1992-93	34	67	1.97
8. Frank Seckar, 1995-96	32	63	1.96
9. Atiba Prater, 1999-00	30	56	1.87
10. James Strong, 1999-00	28	52	1.86

ANNUAL STEALS LEADERS

Year	Player	Steals	Year	Player	Steals
2012	Lance Goulbourne, F	54	1996	Frank Seckar, G	63
2011	Jeffery Taylor, F	35	1995	Frank Seckar, G	73
2010	Jeffery Taylor, F	36	1994	Ronnie McMahan, G	51
2009	Jermaine Beal, G	35	1993	Kevin Anglin, F	67
2008	Shan Foster, G/F	36	1992	Kevin Anglin, G/F	49
2007	Derrick Byars, G/F	48	1991	Bruce Elder, F	46
2006	DeMarre Carroll, F	37	1990	Derrick Wilcox, G	37
2005	Jason Holwerda, G	47	1989	Barry Booker, G	50
2004	Russell Lakey, G	46	1988	Barry Goheen, G	34
	Mario Moore, G	46	1987	Barry Booker, G	36
2003	Russell Lakey, G	52	1986	Darrell Dulaney, G	44
2002	Brendan Plavich, G	47	1985	Phil Cox, G	41
2001	Russell Lakey, G	54	1984	Al McKinney, G	35
2000	Atiba Prater, G	56	1983	Al McKinney, G	48
1999	James Strong, G	77	1982	Al McKinney, G	31
1998	Drew Maddux, G	68	1981	Al McKinney, G	28
1997	Drew Maddux, G	68	1980	Tommy Springer, G	42

Blocked Shots

In a Career (Since 1979-80, min. 50 games)

Player, Years	G	BS	BPG
1. Festus Ezeli, 2008-12	121	204	1.69
2. Will Perdue, 1984, 86-88	104	157	1.51
3. A.J. Ogilvy, 2007-10	96	145	1.51
4. Julian Terrell, 2003-06	124	116	0.94
5. Chris Woods, 1992-95	121	108	0.89
6. Dawid Przybyszewski, 2002-05	128	75	0.59
t7. Ted Skuchas, 2004-07	127	72	0.57
t7. Dan Hall, 1990, 92-94	123	70	0.57
9. Austin Bates, 1994-98	111	61	0.55
10. Malik Evans, 1992, 1994-96	108	60	0.56

Per Game In a Career (Since 1979-80, min. 50 games)

Player, Years	G	BS	BPG
1. Festus Ezeli, 2008-12	121	204	1.69
t2. A.J. Ogilvy, 2007-10	96	145	1.51
t2. Will Perdue, 1984, 86-88	104	157	1.51
4. Julian Terrell, 2003-06	124	116	0.94
5. Chris Woods, 1992-95	121	108	0.89
6. Brian Thornton, 2001-03	61	44	0.72
7. Bruce Elder, 1991-93	93	56	0.60
8. Dawid Przybyszewski, 2002-05	128	75	0.59

In a Season (Since 1979-80)

Player, Season	G	BS	BPG
1. Festus Ezeli, 2010-11	34	87	2.56
2. Will Perdue, 1987-88	31	74	2.39
3. Will Perdue, 1986-87	34	72	2.12
4. Festus Ezeli, 2011-12	26	52	2.00
5. Chris Woods, 1994-95	28	50	1.79
6. A.J. Ogilvy, 2007-08	34	49	1.44
t7. A.J. Ogilvy, 2009-10	33	48	1.45
t7. A.J. Ogilvy, 2008-09	29	48	1.65
9. Festus Ezeli, 2009-10	32	43	1.34
t10. Julian Terrell, 2004-05	33	36	1.09
t10. Julian Terrell, 2005-06	30	36	1.20

Per Game In a Season (Since 1979-80)

Player, Season	G	BS	BPG
1. Festus Ezeli, 2010-11	34	87	2.56
2. Will Perdue, 1987-88	31	74	2.39
3. Will Perdue, 1986-87	34	72	2.12
4. Festus Ezeli, 2011-12	26	52	2.00
5. Chris Woods, 1994-95	28	50	1.79
6. A.J. Ogilvy, 2008-09	29	48	1.65
7. A.J. Ogilvy, 2009-10	33	48	1.45
8. A.J. Ogilvy, 2007-08	34	49	1.44
9. Festus Ezeli, 2009-10	32	43	1.34
10. Julian Terrell, 2005-06	30	36	1.20

ANNUAL BLOCKS LEADERS

Year	Player	Blocks	Year	Player	Blocks
2012	Festus Ezeli, C	52	1995	Chris Woods, C	50
2011	Festus Ezeli, C	87	1994	Dan Hall, F	27
2010	A.J. Ogilvy, C	48	1993	Bruce Elder, F	19
2009	A.J. Ogilvy, C	48	1992	Bruce Elder, F	26
2008	A.J. Ogilvy, C	49	1991	Steve Grant, F	20
2007	Ted Skuchas, C	28	1990	Steve Grant, F	14
2006	Julian Terrell, F	36	1989	Eric Reid, F	12
2005	Julian Terrell, F	36	1988	Will Perdue, C	74
2004	D. Przybyszewski, F/C	29	1987	Will Perdue, C	72
2003	Brian Thornton, F	24	1986	Will Perdue, C	13
2002	Brian Thornton, F	20	1985	Brett Burrow, C	10
2001	Matt Freije, F	28	1984	Bobby Westbrooks, F	14
2000	Darius Coulibaly, C	29	1983	James Williams, F	22
1999	Greg LaPointe, C	16	1982	Willie Jones, F-C	25
1998	Austin Bates, C	30	1981	Willie Jones, F-C	11
1997	Austin Bates, C	18	1980	Willie Jones, F-C	11
1996	Malik Evans, F	28			



VU MISCELLANEOUS MARKS

Individual Single-Game Highs

Points Scored	44	Tom Hagan at Mississippi State (3/8/69)
FG Attempts	34	Tom Hagan at Mississippi State (3/8/69)
	34	Bo Wyenandt vs. Alabama (2/20/69)
FG Made	21	Tom Hagan at Mississippi State (3/8/69)
FG Pct. (min. 10)	.917	Mike Rhodes at Alabama (1/21/78) (11-of-12)
3pt FG Attempts	17	Scott Draud vs. LSU (2/2/91)
3pt FG Made	9	Scott Draud vs. LSU (2/18/90)
		Mario Moore vs. Wichita State (3/21/05)
		Shan Foster vs. Mississippi State (3/5/08)
3pt FG Pct. (min. 5)	1.000	Barry Booker (6-of-6) vs. Lehigh (11/30/87)
	1.000	Kevin Anglin (6-of-6) vs. N. Hampshire (12/29/91)
	1.000	Dawid Przybyszewski (6-of-6) vs. UTPA (2/7/05)
FT Attempts	19	Al Rochelle vs. Georgia Tech (1/9/56)
	19	Clyde Lee vs. Kentucky (1/5/65)
FT Made	18	Matt Freije vs. Indiana (11/24/03)
FT Pct. (min. 11)	1.000	Matt Freije (18-of-18) vs. Indiana (11/24/03)
	1.000	Phil Cox (17-of-17) vs. MTSU (12/3/84)
	1.000	Dan Langhi (16-of-16) vs. Tennessee (2/13/99)
	1.000	Al Rochelle (14-of-14) vs. Wash. & Lee (12/6/54)
	1.000	Barry Goheen (13-of-13) vs. Georgia (2/15/89)
	1.000	Jeffery Taylor (12-of-12) vs. Tennessee (2/9/10)
	1.000	Matt Freije (11-of-11) vs. N.C. State (3/21/04)
Rebounds	28	Clyde Lee vs. Mississippi (1/10/66)
Assists	14	Billy McCaffrey vs. Kentucky (1/13/93)
Blocked Shots	7	Will Perdue vs. East Carolina (12/28/87)
	7	Festus Ezeli at Georgia (2/16/11)
Steals	8	James Strong vs. Morehead St. (11/24/98)
		Atiba Prater vs. UT-Martin (11/26/97)
		Frank Seckar vs. Tenn. Tech (11/30/94)

Team Single-Game Highs

Points Scored	130	vs. Mississippi (12/22/70)
FG Attempts	120	vs. Lipscomb (12/8/52)
FG Made	52	vs. Mississippi (12/22/70)
FG Pct.	.696	vs. Wofford (39-of-56) (11/27/95)
FT Attempts	59	vs. Yale (1/1/53)
FT Made	40	vs. Texas (12/20/54)
	40	at Kentucky (1/19/80)
	40	vs. Mississippi State (1/26/80)
	40	vs. Kentucky (2/20/91)
FT Pct.	1.000	vs. Florida (23-of-23) (1/30/88)
	.972	vs. Mississippi State (2/26/86)
		(35-of-36) NCAA min. is 35 made
3pt FG Attempts	38	vs. Mississippi State (3/5/08)
3pt FG Made	18	at Tennessee (1/18/05)
3pt FG Pct.	.750	at Georgia (9-of-12) (2/27/91)
Rebounds	90	vs. Sewanee (12/4/54)
Assists	31	at Tennessee (1/18/05)
Blocked Shots	11	at Arizona State (12/29/94)
Steals	20	vs. Tennessee Tech (11/30/94)
VU Fouls	36	at Kentucky (1/19/80)
Both Team Fouls	69	Vanderbilt (36) at Kentucky (33) (1/19/80)

Miscellaneous Records

Consecutive Free Throws Made		
Game	18	Matt Freije vs. Indiana (11/24/03)
Season	43	Phil Cox, 1982-83
Consecutive Seasons	47	Phil Cox, 1981-82 and 1982-83
Games Played		
Career	134	by Jeffery Taylor & Brad Tinsley, 2008-12
Season	36	Lance Goulbourne, Kedren Johnson, Rod Odom Dai-Jon Parker, Jeffery Taylor, Brad Tinsley, 2011-12

100-Point Games

76 Games in Reverse Chronological Order

Date	Score (*Home, #Neutral)
Feb. 16, 2012	Vanderbilt 102, Ole Miss 76
Nov. 19, 2006	Vanderbilt 102, UPR-Mayaguez 59#
Nov. 5, 2006	Vanderbilt 104, East Tennessee State 62*
Nov. 23, 2001	Vanderbilt 100, Hampton 85#
Mar. 1, 2000	Vanderbilt 101, Georgia 89*
Dec. 18, 1999	Vanderbilt 101, Western Kentucky 77*
Dec. 30, 1998	Vanderbilt 113, Alabama A&M 71*
Nov. 18, 1997	Vanderbilt 102, Furman 55*
Feb. 17, 1996	Vanderbilt 107, South Carolina 97*
Dec. 1, 1993	Vanderbilt 102, UT-Martin 66*
Jan. 20, 1993	Vanderbilt 102, Arkansas 89*
Jan. 13, 1993	Vanderbilt 101, Kentucky 86*
Dec. 19, 1992	Vanderbilt 116, Austin Peay 71
Dec. 19, 1991	Vanderbilt 100, N. Hampshire 67*
Jan. 8, 1991	Vanderbilt 108, Tennessee 68*
Nov. 26, 1990	Vanderbilt 103, UNC-Asheville 66*
Feb. 18, 1990	Vanderbilt 108, LSU 121*
Dec. 23, 1989	Vanderbilt 100, Samford 76*
Feb. 18, 1989	Vanderbilt 108, LSU 74*
Nov. 30, 1987	Vanderbilt 102, Lehigh 91*
Mar. 16, 1987	Vanderbilt 109, Florida State 92*
Dec. 10, 1983	Vanderbilt 105, Eastern Kentucky 63*
Dec. 14, 1981	Vanderbilt 116, North Alabama 88*
Dec. 23, 1980	Vanderbilt 111, Memphis 96*
Dec. 20, 1980	Vanderbilt 111, North Alabama 79*
Jan. 21, 1980	Vanderbilt 105, Florida 85*
Dec. 6, 1979	Vanderbilt 106, Mississippi State 110*
Dec. 4, 1979	Vanderbilt 110, Texas Wesleyan 85*
Dec. 28, 1977	Vanderbilt 101, Richmond 68*
Dec. 23, 1976	Vanderbilt 106, Tennessee Tech 71*
Jan. 31, 1976	Vanderbilt 103, LSU 90*
Dec. 6, 1975	Vanderbilt 106, Holy Cross 91*
Nov. 29, 1975	Vanderbilt 105, Iowa State 80
Mar. 8, 1975	Vanderbilt 102, Florida 83*
Jan. 13, 1975	Vanderbilt 102, Georgia 80*
Dec. 21, 1974	Jacksonville 107, Vanderbilt 104#
Dec. 9, 1972	Vanderbilt 103, Western Kentucky 88*
Mar. 9, 1972	Mississippi State 82, Vanderbilt 104*
Feb. 21, 1972	Vanderbilt 111, Alabama 91*
Feb. 19, 1972	Vanderbilt 104, LSU 83*
Jan. 18, 1972	Vanderbilt 101, Cornell 80
Jan. 10, 1972	Vanderbilt 104, Florida 87
Dec. 30, 1971	Vanderbilt 105, Rice 87*
Jan. 23, 1971	Vanderbilt 107, Auburn 86*
Dec. 22, 1970	Vanderbilt 130, Mississippi 112*
Feb. 16, 1970	Vanderbilt 101, Alabama 79*
Dec. 27, 1969	Vanderbilt 124, Portland 73*
Dec. 8, 1969	Vanderbilt 104, SMU 99
Mar. 8, 1969	Vanderbilt 120, Mississippi State 83
Mar. 1, 1969	Vanderbilt 101, Kentucky 99*
Dec. 14, 1968	Vanderbilt 108, Mississippi State 87*
Mar. 4, 1968	Vanderbilt 115, LSU 86
Mar. 4, 1967	Vanderbilt 110, Kentucky 94*
Feb. 20, 1967	Vanderbilt 117, Alabama 80*
Dec. 21, 1966	Vanderbilt 116, Northwestern 92*
Dec. 17, 1966	Vanderbilt 100, LaSalle 95*
Dec. 5, 1966	Vanderbilt 101, SW Louisiana 68*
Feb. 26, 1966	Vanderbilt 102, LSU 84
Feb. 21, 1966	Vanderbilt 117, Georgia 97*
Jan. 10, 1966	Vanderbilt 106, Mississippi 58*
Dec. 28, 1965	Vanderbilt 113, Syracuse 98#
Dec. 13, 1965	Vanderbilt 102, Wake Forest 82*
Mar. 8, 1965	Vanderbilt 106, LSU 69*
Jan. 30, 1965	Vanderbilt 105, Auburn 77*
Feb. 29, 1964	Vanderbilt 103, Georgia Tech 89*
Feb. 3, 1964	Vanderbilt 111, Alabama 73
Dec. 28, 1963	Vanderbilt 106, South Carolina 78*
Dec. 18, 1963	Vanderbilt 113, TCU 56*
Dec. 14, 1963	Vanderbilt 101, Arkansas 77*
Jan. 13, 1962	Vanderbilt 100, Mississippi State 86*
Dec. 9, 1957	Vanderbilt 105, VMI 74*
Dec. 29, 1956	Vanderbilt 107, Arizona 76*
Feb. 11, 1956	Vanderbilt 107, LSU 68*
Feb. 26, 1955	Vanderbilt 100, Florida 72*
Dec. 6, 1954	Vanderbilt 104, Washington & Lee 88*



VU MISCELLANEOUS MARKS

Chronological List of Overtime Games

Date	Opponent	Score/OTs	Date	Opponent	Score/OTs	Date	Opponent	Score/OTs
Jan. 21, 2012	Mississippi State*	L, 77-78	Dec. 11, 1990	Georgia*	W, 75-74	Dec. 12, 1967	Davidson*	W, 81-79
Dec. 2, 2011	Louisville	L, 60-62	Mar. 15, 1990	Louisiana Tech*	W, 98-90	Dec. 2, 1967	SMU*	W, 88-84
Nov. 28, 2011	Xavier*	L, 70-82	Mar. 9, 1990	Georgia	W, 78-74	Feb. 6, 1967	Georgia	W, 51-41 (2ot)
Feb. 1, 2011	Florida	L, 61-65	Feb. 25, 1989	Florida	L, 80-83	Jan. 14, 1967	Mississippi	W, 78-70 (2ot)
Jan. 8, 2011	South Carolina	L, 75-83	Jan. 25, 1989	Florida*	L, 78-81	Jan. 5, 1967	Kentucky	W, 91-89
Dec. 8, 2010	Missouri	L, 82-85	Jan. 11, 1989	Mississippi	W, 72-65	Jan. 2, 1967	Alabama	W, 84-81
Feb. 25, 2010	Georgia*	W, 96-94	Mar. 20, 1988	Pittsburgh# (N)	W, 80-74	Feb. 12, 1964	Georgia Tech	L, 71-75
Mar. 8, 2008	Alabama	L, 73-78	Feb. 4, 1987	Tennessee	L, 69-79	Dec. 11, 1963	Duke	W, 97-92
Mar. 5, 2008	Mississippi State*	W, 86-85	Dec. 28, 1986	South Carolina	L, 91-96 (2ot)	Dec. 11, 1961	Alabama*	W, 65-63
Jan. 12, 2008	Kentucky	L, 73-79 (2ot)	Jan. 30, 1984	Georgia*	W, 81-74	Feb. 20, 1960	Florida	L, 75-81
Dec. 12, 2007	DePaul	W, 91-85	Nov. 30, 1983	Iowa State	L, 72-73	Feb. 8, 1960	Tulane*	W, 68-64
Nov. 29, 2007	South Alabama*	W, 91-88 (2ot)	Jan. 22, 1983	Kentucky*	L, 77-82	Jan. 16, 1960	Georgia Tech	L, 66-74
Mar. 17, 2007	Wash. St. # (N)	W, 78-74 (2ot)	Dec. 13, 1982	Illinois	L, 77-79 (2ot)	Feb. 9, 1959	Tulane	W, 64-62
Feb. 28, 2007	South Carolina	W, 99-90	Mar. 3, 1982	Florida (S)	W, 47-46 (2ot)	Jan. 10, 1959	Mississippi	W, 79-74
Dec. 21, 2006	Appalachian St. #	L, 79-87	Feb. 17, 1982	Mississippi	L, 48-51 (4ot)	Dec. 8, 1958	Missouri	L, 72-78
Dec. 2, 2006	Toledo*	W, 98-93	Jan. 16, 1982	Tennessee	L, 69-71	Jan. 3, 1956	William & Mary*	W, 89-80 (2ot)
Feb. 8, 2006	Alabama	L, 74-77	Nov. 28, 1981	Duke	W, 76-75 (2ot)	Feb. 29, 1952	Florida	L, 63-66
Jan. 18, 2006	South Carolina*	L, 64-66	Dec. 9, 1980	Duke*	L, 69-72	Dec. 9, 1950	Lipscomb*	W, 71-69
Mar. 12, 2004	Mississippi State # (S)	W, 74-70	Dec. 20, 1979	Texas Tech*	L, 86-89	Dec. 1, 1949	New York Univ.	W, 75-59
Feb. 22, 2003	Florida*	L, 74-77	Feb. 10, 1979	Mississippi State*	W, 70-68	1941-42	Alabama*	L, 33-37
Jan. 22, 2000	Kentucky*	L, 73-81	Jan. 29, 1979	Florida*	L, 87-90	1936-37	Chattanooga	L, 29-30
Feb. 27, 1999	Florida*	W, 71-70	Jan. 15, 1979	Alabama	W, 75-73	1934-35	Tennessee	L, 37-39
Feb. 21, 1999	Alabama*	W, 81-75	Feb. 18, 1978	Alabama*	W, 71-69	1934-35	Indiana	L, 30-39
Nov. 28, 1998	Ohio State*	W, 92-86	Feb. 6, 1978	Florida*	W, 59-57 (2ot)	1934-35	Georgia Tech	W, 33-32
Feb. 8, 1997	Arkansas*	W, 87-83	Dec. 8, 1977	The Citadel	W, 53-50	1932-33	Tennessee*	W, 37-32
Jan. 17, 1996	South Carolina	L, 83-87	Feb. 14, 1977	Auburn*	L, 71-76	1932-33	South Carolina	W, 31-29 (2ot)
Feb. 18, 1995	South Carolina	W, 91-83	Jan. 22, 1977	Mississippi*	W, 77-72	1930-31	North Carolina	L, 21-23
Feb. 11, 1995	Arkansas*	L, 94-97	Dec. 1, 1976	Louisville*	L, 76-81	1930-31	Duke	L, 44-48
Feb. 1, 1995	MTSU	L, 90-93	Mar. 8, 1976	Alabama*	L, 77-84	1929-30	Tennessee	L, 33-38
Jan. 4, 1995	Alabama*	W, 75-74	Feb. 7, 1976	Georgia	W, 71-69 (2ot)	1929-30	Clemson	L, 42-48 (2ot)
Dec. 21, 1994	Austin Peay*	W, 81-78	Jan. 26, 1976	Florida	W, 85-81	1928-29	Mississippi*	L, 46-48
Feb. 23, 1994	Mississippi	L, 72-77	Jan. 10, 1976	Georgia*	W, 95-85	1926-27	Evansville	W, 46-44
Dec. 18, 1993	Georgia Tech #	L, 77-86	Feb. 1, 1975	Florida	L, 90-101	1925-26	Tennessee	L, 32-38
Dec. 8, 1993	Wake Forest*	W, 91-83 (2ot)	Dec. 21, 1974	Jacksonville #	L, 104-107 (2ot)	1923-24	Alabama*	L, 25-26
Mar. 2, 1993	Tennessee*	W, 90-82	Dec. 13, 1973	Samford*	W, 69-65	1918-19	Nashville YMCA*	W, 34-27
Feb. 24, 1993	Georgia	W, 87-83	Feb. 5, 1972	Kentucky*	L, 80-85			
Jan. 29, 1992	Memphis State*	L, 70-72	Jan. 4, 1971	Florida	L, 82-84 (3ot)			

* - Home game; # - Neutral site; (N) - NCAA Tournament (S) - SEC Tournament

Margins of Victory & Defeat

Largest Margin of Victory

Rk	Margin	Score	Date
1.	+ 71	Vanderbilt 95, Union (Tenn.) 24	1911-12
2.	+ 57	Vanderbilt 113, TCU 56	Dec. 18, 1963
t3.	+ 51	Vanderbilt 92, Army 41	Nov. 14, 1998
t3.	+ 51	Vanderbilt 124, Portland 73	Dec. 27, 1969
5.	+ 50	Vanderbilt 98, Southwestern 48	Dec. 16, 1957
t6.	+ 48	Vanderbilt 85, Nicholls State 37	Dec. 15, 1996
t6.	+ 48	Vanderbilt 106, Ole Miss 58	Jan. 10, 1966
t6.	+ 48	Vanderbilt 96, Auburn 48	Dec. 30, 1953
9.	+ 47	Vanderbilt 102, Furman 55	Nov. 18, 1997
t10.	+ 45	Vanderbilt 95, Air Force 50	Dec. 28, 1992
t10.	+ 45	Vanderbilt 116, Austin Peay 71	Dec. 19, 1992
t10.	+ 45	Vanderbilt 96, Auburn 51	Jan. 19, 1974
t10.	+ 45	Vanderbilt 90, Mississippi State 45	Feb. 14, 1949

Largest Margin of Defeat

Rk	Margin	Score	Date
1.	- 69	Kentucky 98, Vanderbilt 29 [SECT]	Feb. 27, 1947
2.	- 62	Kentucky 106, Vanderbilt 44	March 5, 2003
3.	- 50	Kentucky 80, Vanderbilt 30	Jan. 13, 1947
4.	- 49	Central (Ky.) 70, Vanderbilt 21	1909-10
5.	- 43	Kentucky 84, Vanderbilt 41	Feb. 21, 1947
6.	- 40	Kentucky 113, Vanderbilt 73	Feb. 5, 1977
7.	- 39	Kentucky 120, Vanderbilt 81	Feb. 7, 1996
t8.	- 38	Kentucky 101, Vanderbilt 63	March 2, 1996
t8.	- 38	Ole Miss 68, Vanderbilt 30	1937-38
t10.	- 37	Indiana 88, Vanderbilt 51	Dec. 10, 1991
t10.	- 37	Arkansas 107, Vanderbilt 70	Nov. 14, 1990
t10.	- 37	Kentucky 88, Vanderbilt 51	Jan. 28, 1952
t10.	- 37	Xavier 79, Vanderbilt 42	Dec. 20, 1948



VU POSTSEASON MARKS

NCAA Tournament Records

Individual Records

Number of Games	6, Dan Cage
Field Goal Attempts	22, Clyde Lee vs. Michigan (3/13/65)
Field Goals Made	11, Clyde Lee vs. Michigan (3/13/65)
3-Point Field Goal Attempts	13, Barry Booker vs. Kansas (3/25/88)
3-Point Field Goals Made	7, Ronnie McMahan vs. Temple (3/26/93)
Free-Throw Attempts	11, Matt Freije vs. N.C. State (3/21/04)
Free-Throws Made	11, Matt Freije vs. N.C. State (3/21/04)
Rebounds	20, Clyde Lee vs. Michigan (3/13/65)
Assists	8, Barry Goheen vs. Utah State (3/18/88)
Steals	5, Drew Maddux vs. Xavier (3/13/97)
Blocked Shots	4, Festus Ezeli vs. Harvard (3/15/12)
Turnovers	5, seven times
Points	31, Matt Freije vs. N.C. State (3/21/04)

Team Records

Number of Games	24 (10-14)
Field Goal Attempts	88 vs. Notre Dame (3/16/74)
Field Goals Made	37 vs. Notre Dame, (3/16/74)
3-Point Field Goal Attempts	27 vs. Georgetown (3/23/07)
3-Point Field Goals Made	27 vs. Washington St. [2 ot] (3/17/07)
3-Point Field Goals Made	12 vs. Temple (3/26/93)
3-Point Field Goals Made	12 vs. George Washington (3/15/07)
Free-Throw Attempts	31 vs. DePaul (3/12/65)
Free-Throws Made	24 vs. Boise State (3/18/93)
Rebounds	49 vs. Michigan (3/13/65)
Assists	24 vs. Utah State (3/18/88)
Steals	9 vs. Western Michigan (3/19/04)
Steals	9 vs. Siena (3/21/08)
Blocked Shots	5 2x, last vs. Harvard (3/15/12)
Turnovers	21 vs. Xavier (3/13/97)
VU Fouls	25 vs. Georgetown (3/15/91)
Combined Fouls	42 vs. DePaul (3/12/65)
VU Points	88 vs. Notre Dame (3/16/74)
Combined Points	206 vs. Notre Dame (3/16/74)

Combined Postseason Records

Individual Records

Field Goal Attempts	22, Clyde Lee vs. Michigan, 3/13/65 (N)
Field Goals Made	13, Will Perdue vs. Southern Miss., 3/21/87 (I)
3-Point Field Goal Attempts	16, Mario Moore vs. Wichita State, 3/21/05 (I)
3-Point Field Goals Made	9, Mario Moore vs. Wichita State, 3/21/05 (I)
Free Throw Attempts	14, Scott Draud vs. New Orleans, 3/21/90 (I)
Free Throws Made	12, Scott Draud vs. New Orleans, 3/21/90 (I)
Rebounds	20, Clyde Lee vs. Michigan, 3/13/65 (N)
Assists	11, Barry Booker vs. Florida State, 3/16/87 (I)
Turnovers	6, Kevin Anglin vs. Rhode Island, 3/19/92 (I)
Turnovers	6, Steve Grant vs. Saint Louis, 3/20/90 (I)
Blocked Shots	4, Festus Ezeli vs. Harvard (3/15/12) (N)
Steals	5, Drew Maddux vs. Xavier, 3/13/97 (N)
Points	34, Will Perdue vs. Southern Miss., 3/21/87 (I)

(N) NCAA Tournament; (I) National Invitation Tournament

NIT Records

Individual Records

Number of Games	8, Malik Evans; Eric Reid
Field Goal Attempts	21, Mario Moore vs. Wichita State (3/21/05)
Field Goals Made	13, Will Perdue vs. Southern Miss. (3/21/87)
3-Point Field Goal Attempts	16, Mario Moore vs. Wichita State (3/21/05)
3-Point Field Goals Made	9, Mario Moore vs. Wichita State (3/21/05)
Free-Throw Attempts	14, Frank Seckar vs. Villanova (3/30/94)
Free-Throws Made	12, Scott Draud vs. New Orleans (3/21/90)
Rebounds	14, Will Perdue vs. Southern Miss. (3/21/87)
Assists	11, Barry Booker vs. Florida State (3/16/87)
Steals	4, Russell Lakey vs. Louisiana Tech (3/15/02)
Blocked Shots	3, Darius Coulibaly vs. Houston (3/13/02)
Blocked Shots	3, Dan Hall vs. Clemson (3/23/94)
Turnovers	6, Steve Grant vs. Saint Louis (3/20/90)
Turnovers	6, Kevin Anglin vs. Rhode Island (3/19/92)
Points	34, Will Perdue vs. Southern Miss. (3/21/87)

Team Records

Number of Games	28 (18-10)
Field Goal Attempts	77 vs. Wake Forest (3/21/83)
Field Goals Made	35 vs. Wake Forest (3/14/00)
Field Goals Made	35 vs. Southern Miss. (3/21/87)
3-Point Field Goal Attempts	28 vs. Louisiana Tech (3/15/02)
3-Point Field Goals Made	12 vs. Louisiana Tech (3/15/02)
3-Point Field Goals Made	12 vs. Villanova (3/30/94)
Free-Throw Attempts	47 vs. Florida State (3/16/87)
Free-Throws Made	37 vs. Florida State (3/16/87)
Rebounds	47 vs. Florida State (3/16/87)
Assists	22 vs. Clemson (3/23/94)
Assists	22 vs. New Orleans (3/21/94)
Assists	22 vs. Florida State (3/16/87)
Steals	9 vs. South Carolina (3/18/96)
Steals	9 vs. UALR (3/13/96)
Blocked Shots	7 vs. Houston (3/13/02)
Blocked Shots	7 vs. Wake Forest (3/14/00)
Turnovers	19 vs. Saint Louis (3/28/90)
VU Fouls	29 vs. South Carolina (3/18/96)

Team Records

Field Goal Attempts	88 vs. Notre Dame, 3/16/74 (N)
Field Goals Made	37 vs. Notre Dame, 3/16/74 (N)
3-Point Field Goal Attempts	28 vs. Louisiana Tech, 3/15/02 (I)
3-Point Field Goals Made	12 vs. George Washington, 3/15/07 (N)
3-Point Field Goals Made	12 vs. Louisiana Tech, 3/15/02 (I)
3-Point Field Goals Made	12 vs. Villanova, 3/30/94 (I)
3-Point Field Goals Made	12 vs. Temple, 3/26/93 (N)
Free-Throw Attempts	47 vs. Florida State, 3/16/87 (I)
Free-Throws Made	37 vs. Florida State, 3/16/87 (I)
Rebounds	49 vs. Michigan, 3/13/65 (N)
Assists	24 vs. Utah State, 3/18/88 (N)
Steals	12 vs. Washington State, 3/17/07 (N)
Steals	9 vs. Western Michigan (3/19/04)
Steals	9 vs. South Carolina, 3/18/96 (I)
Steals	9 vs. UALR, 3/13/96 (I)
Steals	9 vs. Siena, 3/21/08 (N)
Blocked Shots	7 vs. Houston, 3/13/02 (I)
Blocked Shots	7 vs. Wake Forest, 3/14/00 (I)
Turnovers	21 vs. Xavier, 3/13/97 (N)
VU Fouls	29 vs. South Carolina, 3/18/96 (I)
Combined Fouls	52 vs. Louisiana Tech, 3/17/90 (I)
VU Points	109 vs. Florida State, 3/16/87 (I)
Combined Points	206 vs. Notre Dame, 3/16/74 (N)



MEMORIAL GYM MARKS

Individual Records

Most Points	53..... John Neumann (Ole Miss), vs. Vanderbilt, 12/22/70
Most FG Attempts	49..... John Neumann (Ole Miss), vs. Vanderbilt, 12/22/70
Most FG Made	22..... John Neumann (Ole Miss), vs. Vanderbilt, 12/22/70 22..... Chuckie Williams (Kansas State), vs. Holy Cross, 12/5/75
Highest FG Percentage (min. 10 attempts)	.909 (10 of 11)..... Jeffery Taylor (Vanderbilt), vs. Tennessee St., 12/19/09
Longest FG	68', 9"..... Roger Breslin (Holy Cross), vs. Vanderbilt, 12/30/91
Most 3FG Attempts	17..... Scott Draud (Vanderbilt), vs. LSU, 2/2/91
Most 3FG Made	9..... Scott Draud (Vanderbilt), vs. LSU, 2/18/90 9..... Mario Moore (Vanderbilt), vs. Wichita State, 3/21/05 9..... Shan Foster (Vanderbilt) vs. Mississippi State, 3/5/08
Highest 3FG Percentage	1.000..... Barry Booker 6-of-6 (VU), vs. Lehigh, 11/30/87 1.000..... Kevin Anglin 6-of-6 (VU), vs. N. Hampshire, 12/29/91 1.000..... Dawid Przybyszewski 6-of-6 (VU), vs. UTPA, 2/7/05
Most FT Attempts	21..... Ed Wiener (Tennessee), vs. Vanderbilt, 12/30/52 21..... John Bagley (Boston College), vs. Vanderbilt, 12/30/80
Most FT Made	18..... Matt Freije (Vanderbilt), vs. Indiana, 11/24/03
Highest FT Percentage (min. 12 attempts)	1.000..... Matt Freije (Vanderbilt), 18-of-18 vs. Indiana, 11/24/03 1.000..... Phil Cox (Vanderbilt), 17-of-17, vs. MTSU, 12/3/84
Most Rebounds	28..... Clyde Lee (Vanderbilt), vs. Ole Miss, 1/10/66
Most Assists	14..... Atiba Prater (Vanderbilt) vs. Wofford, 12/11/99 14..... Billy McCaffrey (Vanderbilt) vs. Kentucky, 1/13/93

Team Records

Most Points	130..... Vanderbilt (vs. Ole Miss), 12/22/70
Fewest Points	31..... Vanderbilt (vs. Mississippi State), 1/30/82
Most Points Combined	242..... Vanderbilt (130) Ole Miss (112), 12/22/70
Fewest Points Combined	64..... Mississippi State (33) Vanderbilt (31), 1/30/82
Largest Margin of Victory	57..... Vanderbilt (113) over TCU (56), 12/18/63
Most FG Made	52..... Vanderbilt (vs. Ole Miss), 12/22/70
Most FG Made Combined	100..... Vanderbilt vs. Ole Miss, 12/22/70
Fewest FG Made	11..... Nicholls State (vs. Vanderbilt), 12/15/96
Fewest FG Made Combined	27..... Vanderbilt vs. Mississippi State, 1/30/82
Most FG Attempts	120..... Vanderbilt (vs. Lipscomb), 12/8/55
Most FG Attempts Combined	198..... Vanderbilt vs. Alabama, 2/23/53

Team Records

Fewest FG Attempts	19..... Mercer (vs. Vanderbilt), 12/11/76
Fewest FG Attempts Combined	51..... Vanderbilt vs. Mississippi State, 1/30/82
Highest FG Percentage	.763..... Ole Miss (vs. Vanderbilt), 1/5/83
Lowest FG Percentage	.178..... New Mexico A&M (vs. Vanderbilt), 12/29/55
Most 3FG Made	16..... Vanderbilt (vs. South Carolina), 1/8/94 16..... Vanderbilt (vs. Arkansas), 2/11/95
Most 3FG Made Combined	30..... Vanderbilt/Arkansas, 2/11/95 (OT)
Fewest 3FG Made	0..... Georgia (vs. Vanderbilt), 1/20/88 0..... Colgate (vs. Vanderbilt), 12/29/88
Fewest 3FG Made Combined	4..... Vanderbilt vs. Notre Dame, 2/6/87 4..... Vanderbilt vs. Hawaii, 11/27/87 4..... Vanderbilt vs. Georgia, 1/20/88
Most 3FG Attempts	38..... Vanderbilt vs. Mississippi State, 3/5/08 (OT)
Most 3FG Attempts Combined	60..... Vanderbilt vs. Arkansas, 2/11/95 (OT) 60..... Vanderbilt vs. Arkansas, 2/8/97 (OT) 60..... Vanderbilt vs. Belmont, 2/7/01
Fewest 3FG Attempts	2..... Georgia (vs. Vanderbilt), 1/20/88
Fewest 3FG Attempts Combined	12..... Vanderbilt vs. Notre Dame, 2/6/87
Highest 3FG Percentage	.833..... Indiana (vs. Vanderbilt), 12/9/86
Lowest 3FG Percentage	.000..... Georgia (vs. Vanderbilt), 1/20/88 .000..... Colgate (vs. Vanderbilt), 12/29/88
Most FT Made	46..... Kentucky (vs. Vanderbilt), 1/7/63
Most FT Made Combined	72..... Vanderbilt vs. Kentucky, 1/7/63
Most FT Attempts	59..... Vanderbilt (vs. Yale), 1/1/53
Most FT Attempts Combined	96..... Vanderbilt/Florida, 2/26/55
Highest FT Percentage (*NCAA record for minimum 35 made)	1.000..... Vanderbilt 23-of-23 (vs. Florida), 1/30/88 1.000..... Vanderbilt 21-of-21 (vs. Virginia), 12/3/89 1.000..... Vanderbilt 14-of-14 (vs. Georgia), 1/28/78 1.000..... Kentucky 11-of-11 (vs. Vanderbilt), 3/2/74 1.000..... Vanderbilt 11-of-11 (vs. Mississippi State), 3/5/08 .972*..... Vanderbilt 35-of-36 (vs. Mississippi State), 2/26/86
Lowest FT Percentage	.200..... Auburn 2-of-10 (vs. Vanderbilt), 1/7/12
Most Fouls	36..... Yale (vs. Vanderbilt), 1/1/53
Fewest Fouls	8..... Vanderbilt (vs. Mississippi State), 1/18/56 8..... Vanderbilt (vs. Southern Illinois), 12/7/74 8..... Vanderbilt (vs. Mercer), 12/11/76 8..... Vanderbilt (vs. Tennessee), 2/1/89
Most Fouls Combined	63..... Vanderbilt vs. Memphis, 12/23/80



MEMORIAL GYM MARKS

Annual Attendance Figures

Year	All Games	Attendance	Average	NCAA Rank	SEC Games	SEC Attendance	Average
2011-12	18	246,561	13,698	18	8	112,368	14,046
2010-11	17	234,632	13,802	18	8	114,346	14,293
2009-10	16	217,965	13,623	21	8	113,539	14,192
2008-09	17	225,686	13,276	25	8	112,833	14,104
2007-08	19	254,945	13,418	22	8	113,713	14,214
2006-07	17	204,511	12,030	31	8	109,043	13,630
2005-06	16	195,159	12,197	24	8	108,258	13,532
2004-05 [^]	19	191,678	10,088	43	8	105,357	13,170
2003-04	17	192,301	11,312	33	8	106,990	13,374
2002-03	16	153,123	9,570	46	8	96,906	12,113
2001-02	17	150,325	8,843	50	8	93,873	11,734
2000-01	19	186,468	9,814	45	8	102,055	12,757
1999-00*	18	197,770	10,987	30	8	106,741	13,343
1998-99	16	192,538	12,034	26	8	106,128	13,266
1997-98	16	213,974	13,373	21	8	117,819	14,727
1996-97	16	207,771	12,986	25	8	120,214	15,027
1995-96	18	226,354	12,575	28	8	112,996	14,125
1994-95	13	183,042	14,080	17	8	118,932	14,867
1993-94	16	223,997	14,000	15	8	121,345	15,168
1992-93	14	212,156	15,154	11	8	122,536	15,317
1991-92	17	210,585	12,387	29	8	115,104	14,388
1990-91	16	214,638	13,415	19	9	133,482	14,831
1989-90	19	259,992	13,684	18	9	136,136	15,126
1988-89	15	224,657	14,977	13	9	137,212	15,246
1987-88	16	223,747	13,984	14	9	138,393	15,377
1986-87	17	226,343	13,314	14	9	130,854	14,539
1985-86	15	200,806	13,387	14	9	128,059	14,229
1984-85	16	194,390	12,149	17	9	122,514	13,613
1983-84	18	249,292	13,850	10	9	135,546	15,050
1982-83	17	237,584	13,976	9	9	135,418	15,046
1981-82	14	202,225	14,445	9	9	131,699	14,633
1980-81	15	227,478	15,165	9	9	136,436	15,160
1979-80	15	228,029	15,202	5	9	138,754	15,417
1978-79	14	215,330	15,380	5	9	139,930	15,547
1977-78	14	207,375	14,813	5	9	134,232	14,915
1976-77	15	211,966	14,131	4	9	149,108	16,568
1975-76	13	180,901	13,915	-	9	135,375	15,042
1974-75	12	178,527	14,877	-	9	134,304	14,923
1973-74	12	182,728	15,227	-	9	140,252	15,584
1972-73	12	173,567	14,464	-	9	131,193	14,577
1971-72	12	156,778	13,065	-	9	120,172	13,352
1970-71	12	170,634	14,220	-	9	130,260	14,473
1969-70	12	176,763	14,730	-	9	135,745	14,861
1968-69	12	126,896	10,575	-	9	95,300	10,589
1967-68	12	129,722	10,810	-	9	96,274	10,697
1966-67	12	105,492	8,791	-	9	79,173	8,797
1965-66	12	106,022	8,835	-	9	62,368	8,910
1964-65	12	98,821	8,235	-	9	65,712	8,214
1963-64	12	84,827	7,069	-	6	35,684	5,947
1962-63	12	75,261	6,272	-	6	46,183	6,598
1961-62	13	73,640	5,665	-	8	47,357	5,920
1960-61	13	74,187	5,707	-	7	45,549	6,507
1959-60	14	76,199	5,443	-	8	46,064	5,758

[^] First year capacity increased from 14,168 to 14,316; * First year capacity decreased from 15,311 to 14,168

Annual Team Records

Year	Won	Lost	Coach
2011-12	13	5	Kevin Stallings
2010-11	14	3	Kevin Stallings
2009-10	14	2	Kevin Stallings
2008-09	14	3	Kevin Stallings
2007-08	19	0	Kevin Stallings
2006-07	14	3	Kevin Stallings
2005-06	10	6	Kevin Stallings
2004-05	17	2	Kevin Stallings
2003-04	15	2	Kevin Stallings
2002-03	10	6	Kevin Stallings
2001-02	13	4	Kevin Stallings
2000-01	12	7	Kevin Stallings
1999-00	14	3	Kevin Stallings
1998-99	13	3	Jan van Breda Kolff
1997-98	13	3	Jan van Breda Kolff
1996-97	13	3	Jan van Breda Kolff
1995-96	14	4	Jan van Breda Kolff
1994-95	8	5	Jan van Breda Kolff
1993-94	14	2	Jan van Breda Kolff
1992-93	14	0	Eddie Fogler
1991-92	13	4	Eddie Fogler
1990-91	13	3	Eddie Fogler
1989-90	14	5	Eddie Fogler
1988-89	13	2	C.M. Newton
1987-88	14	2	C.M. Newton
1986-87	12	5	C.M. Newton
1985-86	9	6	C.M. Newton
1984-85	9	7	C.M. Newton
1983-84	11	7	C.M. Newton
1982-83	14	3	C.M. Newton
1981-82	9	5	C.M. Newton
1980-81	9	6	Richard Schmidt
1979-80	10	5	Richard Schmidt
1978-79	12	2	Wayne Dobbs
1977-78	8	6	Wayne Dobbs
1976-77	9	7	Wayne Dobbs
1975-76	11	4	Roy Skinner
1974-75	11	3	Roy Skinner
1973-74	13	1	Roy Skinner
1972-73	12	2	Roy Skinner
1971-72	12	2	Roy Skinner
1970-71	8	6	Roy Skinner
1969-70	7	7	Roy Skinner
1968-69	10	4	Roy Skinner
1967-68	12	2	Roy Skinner
1966-67	14	0	Roy Skinner
1965-66	12	2	Roy Skinner
1964-65	14	0	Roy Skinner
1963-64	13	1	Roy Skinner
1962-63	10	2	Roy Skinner
1961-62	11	2	Roy Skinner
1960-61	13	0	Bob Polk
1959-60	12	2	Bob Polk
1958-59	11	3	Roy Skinner
1957-58	13	2	Bob Polk
1956-57	13	1	Bob Polk
1955-56	13	0	Bob Polk
1954-55	13	2	Bob Polk
1953-54	9	6	Bob Polk
1952-53	10	2	Bob Polk
Totals	724	197	60 years

Commodore Coaching Marks at Memorial Gymnasium (by Percentage)		Coach	Years	Record	Pct.
		Bob Polk	8	96-15	86.5
		Eddie Fogler	4	54-12	81.8
		Roy Skinner	16	181-41	81.5
		Jan van Breda Kolff	6	75-20	78.9
		Kevin Stallings	13	179-46	79.6
		C.M. Newton	8	91-37	71.1
		Wayne Dobbs	3	29-15	65.9
		Richard Schmidt	2	19-11	63.3



ANNUAL TEAM STATISTICS

	G	FG-FGA	PCT	3FG-3FGA	PCT	FT-FTA	PCT	REB	AVG	A	TO	ST	BLK	PTS	PPG
2011-12	36	885-1921	.461	307-792	.388	538-770	.699	1244	34.6	458	476	214	144	2615	72.6
Opponents	36	861-2055	.419	206-667	.309	411-588	.699	1189	33.0	405	452	251	128	2339	65.0
2010-11	34	848-1853	.458	263-708	.371	622-837	.743	1255	36.9	454	441	175	162	2581	75.9
Opponents	34	848-2063	.411	203-649	.313	402-577	.697	1172	34.5	392	406	232	116	2301	67.7
2009-10	33	859-1829	.470	203-552	.368	616-854	.721	1197	36.3	436	448	188	171	2537	76.9
Opponents	33	819-1992	.411	209-621	.337	427-678	.630	1182	35.8	395	445	221	128	2274	68.9
2008-09	31	740-1642	.451	190-561	.339	515-719	.716	1144	36.9	389	466	137	174	2185	70.5
Opponents	31	713-1789	.399	213-597	.357	394-566	.696	997	32.2	359	390	114	222	2033	65.6
2007-08	34	928-1995	.465	303-760	.399	562-765	.735	1197	35.2	606	494	207	118	2721	80.0
Opponents	34	914-2085	.438	245-700	.350	464-668	.695	1223	36.0	449	512	235	118	2537	74.6
2006-07	34	904-1984	.456	317-843	.376	469-643	.729	1146	33.7	578	422	257	93	2594	76.3
Opponents	34	853-1950	.437	242-712	.340	439-622	.706	1221	35.9	454	539	219	110	2387	70.2
2005-06	30	756-1642	.460	242-625	.387	350-502	.697	944	31.5	464	386	182	87	2104	70.1
Opponents	30	718-1621	.443	200-566	.353	375-525	.714	981	32.7	369	413	182	87	2011	67.0
2004-05	34	861-1856	.464	322-837	.385	376-555	.677	1126	33.1	541	489	231	103	2420	71.2
Opponents	34	760-1812	.419	205-598	.343	483-751	.643	1130	33.2	357	489	216	107	2208	64.9
2003-04	33	841-1873	.449	263-716	.367	469-660	.711	1150	34.8	541	419	248	112	2414	73.2
Opponents	33	745-1814	.411	236-682	.346	420-587	.716	1133	34.3	403	500	205	108	2146	65.0
2002-03	29	717-1640	.437	181-551	.328	383-551	.695	962	33.2	413	465	226	114	1998	68.9
Opponents	29	756-1684	.449	176-487	.361	403-574	.702	1040	35.9	382	460	257	115	2091	72.1
2001-02	32	791-1779	.445	282-763	.370	426-582	.732	1021	31.9	490	511	211	60	2290	71.6
Opponents	32	809-1793	.451	204-624	.327	496-710	.699	1112	34.8	427	503	270	120	2318	72.4
2000-01	30	748-1779	.420	214-661	.324	408-578	.706	1068	35.6	438	431	211	76	2118	70.6
Opponents	30	765-1697	.451	214-619	.346	378-577	.655	1056	35.2	420	455	138	226	2122	70.7
1999-00	30	782-1710	.457	222-607	.366	457-624	.732	1014	33.8	457	442	214	63	2243	74.8
Opponents	30	773-1750	.442	198-620	.319	346-540	.641	1045	34.8	394	478	214	115	2090	69.7
1998-99	29	717-1724	.416	242-674	.359	415-595	.699	1052	36.3	401	473	258	61	2091	72.1
Opponents	29	748-1673	.447	209-611	.342	370-548	.675	1019	35.1	429	473	233	109	2075	71.6
1997-98	33	888-1900	.467	199-572	.348	495-701	.706	1106	33.5	469	522	327	80	2470	74.8
Opponents	33	848-1924	.441	218-649	.336	402-593	.678	1136	34.4	423	590	235	118	2316	70.2
1996-97	31	708-1593	.444	177-514	.344	563-797	.706	987	31.8	458	485	301	60	2156	69.5
Opponents	31	762-1763	.432	174-556	.313	332-497	.668	1062	34.3	410	545	226	90	2030	65.5
1995-96	32	862-1909	.452	194-552	.351	503-719	.700	1093	34.2	452	413	228	76	2421	75.7
Opponents	32	871-1869	.466	194-545	.356	435-636	.684	1123	35.1	397	458	207	135	2371	74.1
1994-95	28	695-1719	.404	226-644	.351	428-602	.711	1062	37.9	435	400	240	131	2044	73.0
Opponents	28	723-1685	.429	156-446	.350	370-565	.655	1111	39.7	344	466	180	106	1972	70.4
1993-94	32	866-1873	.462	232-595	.390	557-742	.751	1141	35.7	550	456	239	111	2521	78.8
Opponents	32	885-2005	.441	178-556	.320	405-600	.675	1172	36.6	424	470	215	80	2353	73.5
1992-93	34	986-1971	.500	262-636	.412	588-807	.729	1208	35.5	577	485	277	99	2822	83.0
Opponents	34	916-2080	.440	191-579	.330	352-562	.626	1176	34.6	410	565	283	89	2375	69.9
1991-92	30	763-1613	.473	195-494	.395	522-734	.711	994	33.1	444	506	201	86	2243	74.8
Opponents	30	866-1888	.459	202-559	.361	327-472	.693	1078	35.9	418	440	291	96	2261	75.4
1990-91	30	742-1549	.479	231-565	.409	485-641	.757	942	31.4	445	463	218	62	2200	73.3
Opponents	30	831-1749	.475	160-445	.360	294-452	.650	955	31.8	430	447	106	106	2116	70.5
1989-90	35	889-1899	.468	219-548	.400	742-956	.776	1226	35.0	544	578	208	51	2739	78.3
Opponents	35	1034-2184	.473	214-537	.399	441-623	.708	1175	33.6	536	505	297	100	2723	77.8
1988-89	33	923-1937	.477	203-490	.414	499-721	.692	1169	35.4	562	416	205	59	2548	77.2
Opponents	33	944-2026	.466	177-451	.393	321-457	.702	1138	34.5	515	428	211	101	2386	72.3
1987-88	31	907-1826	.497	200-464	.431	427-588	.726	1110	35.8	487	423	166	100	2441	78.7
Opponents	31	854-1879	.455	119-319	.373	430-613	.702	1063	34.3	456	388	212	68	2257	72.8
1986-87	34	904-1856	.487	187-436	.429	504-724	.696	1186	34.9	481	507	149	112	2499	73.5
Opponents	34	924-2053	.450	159-428	.371	464-648	.716	1155	34.0	449	425	241	92	2471	72.7
1985-86	28	775-1604	.483	—	—	398-561	.709	927	33.1	353	406	152	43	1948	69.6
Opponents	28	807-1602	.504	—	—	416-557	.747	906	32.4	400	398	201	66	2030	72.5
1984-85	28	744-1523	.489	—	—	485-646	.751	848	30.3	364	342	144	31	1973	70.5
Opponents	28	815-1566	.520	—	—	397-578	.687	919	32.8	383	389	163	77	2027	72.4
1983-84	29	770-1629	.473	—	—	411-575	.715	931	32.1	388	354	146	51	1951	67.3
Opponents	29	747-1556	.480	—	—	423-609	.695	961	33.1	371	423	153	86	1917	66.1
1982-83	33	876-1872	.468	—	—	498-694	.718	1036	31.4	388	—	182	80	2250	68.2
Opponents	33	897-1797	.499	—	—	480-659	.728	1071	32.5	374	—	194	101	2274	68.9
1981-82	28	690-1419	.486	—	—	497-684	.727	856	30.6	316	—	125	57	1877	67.0
Opponents	28	696-1466	.475	—	—	410-582	.704	846	30.2	302	—	—	—	1802	64.4
1980-81	29	818-1604	.510	—	—	508-699	.727	938	32.3	415	—	139	36	2144	73.9
Opponents	29	791-1616	.489	—	—	509-764	.666	967	33.3	343	—	—	—	2091	72.1
1979-80	26	797-1619	.492	—	—	469-635	.739	904	34.8	370	—	138	32	2063	79.3
Opponents	26	785-1596	.492	—	—	447-674	.663	921	35.4	320	—	—	—	2017	77.6



ANNUAL TEAM STATISTICS

	G	FG-FGA	PCT	3FG-3FGA	PCT	FT-FTA	PCT	REB	AVG	A	TO	ST	BLK	PTS	PPG
1978-79	27	787-1618	.496	—	—	388-523	.742	954	35.3	284	—	—	—	1962	72.7
Opponents	27	771-1598	.482	—	—	309-465	.664	885	32.8	186	—	—	—	1849	68.5
1977-78	27	708-1553	.456	—	—	367-508	.722	861	31.9	277	—	—	—	1783	66.0
Opponents	27	787-1634	.482	—	—	267-401	.666	965	35.7	286	—	—	—	1841	68.2
1976-77	26	736-1654	.445	—	—	362-501	.721	942	36.2	259	—	—	—	1834	70.5
Opponents	26	794-1594	.498	—	—	384-523	.736	1036	39.8	285	—	—	—	1972	75.8
1975-76	27	790-1619	.488	—	—	480-628	.764	927	34.3	401	—	—	—	2060	76.3
Opponents	27	882-1845	.478	—	—	297-429	.692	1090	40.4	371	—	—	—	2061	76.3
1974-75	26	826-1645	.502	—	—	530-692	.766	997	38.4	423	—	—	—	2182	83.9
Opponents	26	921-2015	.457	—	—	297-423	.702	1123	43.2	396	—	—	—	2139	82.3
1973-74	28	848-1812	.468	—	—	477-595	.802	1127	40.3	445	—	—	—	2173	77.6
Opponents	28	849-1884	.451	—	—	271-378	.717	1067	38.1	371	—	—	—	1967	70.3
1972-73	26	788-1783	.442	—	—	429-582	.737	1211	46.6	408	—	—	—	2005	77.1
Opponents	26	762-1743	.437	—	—	307-471	.652	1070	41.2	305	—	—	—	1831	70.4
1971-72	26	832-1780	.467	—	—	594-788	.754	1152	44.3	431	—	—	—	2258	86.8
Opponents	26	873-1784	.489	—	—	454-664	.684	1104	42.5	337	—	—	—	2200	84.6
1970-71	26	830-1762	.471	—	—	526-689	.763	1135	43.7	354	—	—	—	2186	84.1
Opponents	26	837-1791	.467	—	—	457-664	.688	877	33.7	314	—	—	—	2131	82.0
1969-70	26	847-1914	.443	—	—	537-729	.737	1351	51.9	408	—	—	—	2231	85.8
Opponents	26	832-1950	.427	—	—	492-705	.698	1334	44.2	351	—	—	—	2156	82.9
1968-69	26	857-1825	.470	—	—	422-571	.739	1064	40.9	278	—	—	—	2136	82.2
Opponents	26	807-1807	.447	—	—	499-677	.737	1139	43.8	244	—	—	—	2113	81.3
1967-68	26	806-1722	.467	—	—	527-684	.770	1183	45.5	—	—	—	—	2139	82.2
Opponents	26	754-1757	.429	—	—	427-612	.692	1097	42.2	—	—	—	—	1935	74.4
1966-67	26	834-1654	.504	—	—	464-637	.728	914	35.2	—	—	—	—	2132	82.0
Opponents	26	776-1656	.469	—	—	365-523	.698	1038	37.1	—	—	—	—	1913	73.2
1965-66	26	858-1845	.460	—	—	502-677	.741	1184	43.5	—	—	—	—	2218	85.3
Opponents	26	794-1754	.452	—	—	452-552	.762	1109	41.0	—	—	—	—	2009	77.2
1964-65	28	916-2013	.455	—	—	527-752	.700	1355	48.3	—	—	—	—	2359	84.2
Opponents	28	775-1912	.405	—	—	437-626	.698	1187	42.3	—	—	—	—	1987	70.9
1963-64	25	844-1965	.428	—	—	466-665	.701	1466	58.6	—	—	—	—	2154	86.2
Opponents	25	694-1765	.393	—	—	458-654	.700	1121	44.8	—	—	—	—	1846	73.8
1962-63	23	634-1672	.379	—	—	389-568	.685	1191	51.7	—	—	—	—	1657	72.0
Opponents	23	592-1498	.398	—	—	420-611	.687	1123	48.8	—	—	—	—	1604	69.7
1961-62	24	690-1783	.387	—	—	430-646	.666	1262	52.6	—	—	—	—	1810	75.4
Opponents	24	619-1614	.385	—	—	506-721	.702	1257	52.4	—	—	—	—	1744	72.7
1960-61	24	621-1610	.386	—	—	470-698	.673	1261	52.5	—	—	—	—	1712	71.3
Opponents	24	554-1479	.375	—	—	414-592	.699	1059	44.1	—	—	—	—	1522	63.4
1959-60	23	617-1623	.386	—	—	397-614	.646	1155	50.2	—	—	—	—	1631	70.9
Opponents	23	580-1446	.408	—	—	397-557	.713	1071	46.6	—	—	—	—	1557	67.7
1958-59	24	623-1634	.381	—	—	466-708	.658	1200	50.0	—	—	—	—	1712	71.3
Opponents	24	609-1633	.373	—	—	378-567	.667	1126	46.7	—	—	—	—	1596	66.5
1957-58	25	712-1780	.400	—	—	426-628	.678	1182	47.3	—	—	—	—	1850	74.0
Opponents	25	631-1602	.394	—	—	424-622	.682	1128	45.1	—	—	—	—	1686	67.4
1956-57	22	635-1617	.393	—	—	453-681	.665	1095	49.8	—	—	—	—	1723	78.3
Opponents	22	535-1459	.367	—	—	361-541	.686	993	45.1	—	—	—	—	1431	65.0
1955-56	23	612-1684	.364	—	—	541-779	.694	1224	53.2	—	—	—	—	1765	76.7
Opponents	23	557-1573	.354	—	—	399-601	.664	1077	46.8	—	—	—	—	1513	65.8
1954-55	22	586-1760	.323	—	—	537-785	.684	1174	53.4	—	—	—	—	1709	77.7
Opponents	22	499-1433	.348	—	—	459-702	.654	1032	46.9	—	—	—	—	1457	66.2
1953-54	22	554-1618	.342	—	—	490-727	.674	955	43.4	—	—	—	—	1598	72.6
Opponents	22	555-1600	.347	—	—	448-715	.627	934	42.5	—	—	—	—	1558	70.8
1952-53	19	526-1590	.331	—	—	444-705	.630	982	51.7	—	—	—	—	1496	78.7
Opponents	19	476-1475	.323	—	—	460-736	.625	837	44.1	—	—	—	—	1412	74.3
1951-52	27	677-2246	.301	—	—	425-663	.641	1248	35.6	239	—	—	—	1781	66.0
Opponents	27	593-1991	.298	—	—	466-769	.606	1033	38.3	206	—	—	—	1652	61.2
1950-51	27	630-2084	.302	—	—	434-664	.654	—	—	—	—	—	—	1694	62.7
Opponents	27	621-2102	.295	—	—	391-637	.612	—	—	—	—	—	—	1633	60.5
1949-50	25	548-2003	.274	—	—	368-574	.641	—	—	—	—	—	—	1464	58.6
Opponents	25	413-1641	.252	—	—	390-584	.668	—	—	—	—	—	—	1216	48.6
1948-49	22	472-1507	.296	—	—	295-479	.616	—	—	—	—	—	—	1239	56.3
Opponents	22	414-	—	—	—	252-428	.589	—	—	—	—	—	—	1078	49.0
1947-48	22	431-	—	—	—	258-397	.650	—	—	—	—	—	—	1120	50.9
Opponents	22	478-	—	—	—	284-472	.602	—	—	—	—	—	—	1240	56.3



TEAM RECORDS

Points

Points, Year	Year
1. 2822	1992-1993
2. 2739	1989-1990
3. 2721	2007-2008
4. 2615	2011-2012
5. 2594	2006-2007
6. 2581	2010-2011
7. 2548	1988-1989
8. 2537	2009-2010
9. 2521	1993-1994
10. 2499	1986-1987

Points Per Game

Points/Game, Year	Year
1. 86.8	1971-1972
2. 86.2	1963-1964
3. 85.8	1969-1970
4. 85.3	1965-1966
5. 84.2	1964-1965
6. 84.1	1970-1971
7. 83.9	1974-1975
8. 83.0	1992-1993
9. 82.2	1968-1969
10. 82.2	1967-1968

Field Goals

Field Goals Made, Year	Year
1. 986	1992-1993
2. 928	2007-2008
3. 923	1988-1989
4. 916	1964-1965
5. 907	1987-1988
6. 904	2006-2007
7. 904	1986-1987
8. 889	1989-1990
9. 888	1997-1998
10. 885	2011-2012

Field Goal Attempts

Field Goals Attempted, Year	Year
1. 2246	1951-1952
2. 2084	1950-1951
3. 2013	1964-1965
4. 2003	1949-1950
5. 1995	2007-2008
6. 1984	2006-2007
7. 1971	1992-1993
8. 1965	1963-1964
9. 1937	1988-1989
10. 1921	2011-2012

Field Goal Percentage

FG%, Year	Year
1. .510	1980-1981
2. .504	1966-1967
3. .502	1974-1975
4. .500	1992-1993
5. .497	1987-1988
6. .496	1978-1979
7. .492	1979-1980
8. .489	1984-1985
9. .488	1975-1976
10. .487	1986-1987

3-Point Field Goals

3-Point FG's Made, Year	Year
1. 322	2004-2005
2. 317	2006-2007
3. 307	2011-2012
4. 303	2007-2008
5. 282	2001-2002
6. 263	2003-2004
7. 263	2010-2011
8. 262	1992-1993
9. 242	2005-2006
10. 242	1998-1999

3-Point Field Goal Attempts

3-Pt FGA, Year	Year
1. 843	2006-2007
2. 837	2004-2005
3. 792	2011-2012
4. 763	2001-2002
5. 760	2007-2008
6. 716	2003-2004
7. 708	2010-2011
8. 674	1998-1999
9. 661	2000-2001
10. 644	1994-1995

3-Point Field Goal Percentage

3-Pt FG%, Year	Year
1. .431	1987-1988
2. .429	1986-1987
3. .414	1988-1989
4. .412	1992-1993
5. .409	1990-1991
6. .400	1989-1990
7. .399	2007-2008
8. .395	1991-1992
9. .390	1993-1994
10. .388	2011-2012

Free Throws Made

Free Throws Made, Year	Year
1. 742	1989-1990
2. 622	2010-2011
3. 616	2009-2010
4. 594	1971-1972
5. 588	1992-1993
6. 563	1996-1997
7. 562	2007-2008
8. 557	1993-1994
9. 541	1955-1956
10. 538	2011-2012

Free Throw Attempts

Free Throw Attempts, Year	Year
1. 956	1989-1990
2. 854	2009-2010
3. 837	2010-2011
4. 807	1992-1993
5. 797	1996-1997
6. 788	1971-1972
7. 785	1954-1955
8. 779	1955-1956
9. 770	2011-2012
10. 765	2007-2008

Free Throw Percentage

Free Throw %, Year	Year
1. .802	1973-1974
2. .776	1989-1990
3. .770	1967-1968
4. .766	1974-1975
5. .764	1975-1976
6. .763	1970-1971
7. .757	1990-1991
8. .754	1971-1972
9. .751	1993-1994
10. .751	1984-1985

Rebounds

Total Rebounds, Year	Year
1. 1466	1963-1964
2. 1355	1964-1965
3. 1262	1961-1962
4. 1261	1960-1961
5. 1255	2010-2011
6. 1248	1951-1952
7. 1244	2011-2012
8. 1226	1989-1990
9. 1224	1955-1956
10. 1211	1972-1973

Rebound Average

Rebounds/Game, Year	Year
1. 58.6	1963-1964
2. 53.4	1954-1955
3. 53.2	1955-1956
4. 52.6	1961-1962
5. 52.5	1960-1961
6. 51.9	1969-1970
7. 51.7	1962-1963
8. 51.7	1952-1953
9. 50.2	1959-1960
10. 50.0	1958-1959

Assists

Total Assists, Year	Year
1. 606	2007-2008
2. 578	2006-2007
3. 577	1992-1993
4. 562	1988-1989
5. 550	1993-1994
6. 544	1989-1990
7. 541	2004-2005
8. 541	2003-2004
9. 490	2001-2002
10. 487	1987-1988

Turnovers

Turnovers, Year	Year
1. 578	1989-1998
2. 522	1997-1998
3. 511	2001-2002
4. 507	1986-1987
5. 506	1991-1992
6. 494	2007-2008
7. 489	2004-2005
8. 485	1996-1997
9. 485	1992-1993
10. 476	2011-2012

Steals

Steals, Year	Year
1. 327	1997-1998
2. 301	1996-1997
3. 277	1992-1993
4. 258	1998-1999
5. 257	2006-2007
6. 248	2003-2004
7. 240	1994-1995
8. 239	1993-1994
9. 231	2004-2005
10. 228	1995-1996

Blocks

Blocks, Year	Year
1. 171	2009-2010
2. 162	2010-2011
3. 144	2011-2012
4. 137	2008-2009
5. 131	1994-1995
6. 118	2007-2008
7. 114	2002-2003
8. 112	2003-2004
9. 112	1986-1987
10. 111	1993-1994



ANNUAL RECORDS

* - home game
OT - overtime game

1900-01 — WON 2, LOST 2

Head Coach: W.D. Weatherford

Captain: Earnest Reese

Nashville YMCA*	L	19	22
Nashville YMCA*	W	24	9
Nashville YMCA*	W	14	12
Nashville A.C.*	L	11	13

1901-02 — WON 5, LOST 2

Head Coach: W.D. Weatherford

Captain: H.W. Davis

Nashville YMCA*	W	27	14
Nashville YMCA*	W	25	4
Nashville A.C.*	W	16	9
Nashville A.C.*	W	17	12
Howard	L	23	33
Howard	W	29	19
Birmingham Southern	L	21	34

1902-03 — WON 6, LOST 0

Head Coach: Grinnell Jones

Captain: Ben L. Clary

Cumberland	W	44	14
Nashville A.C.*	W	26	6
Nashville A.C.*	W	24	11
Howard	W	25	11
Cumberland*	W	44	14
Cumberland*	W	24	21

1903-04 — WON 6, LOST 1

Head Coach: E.J. Hamilton

Captain: John J. Tigert

U. of Nashville*	W	32	6
Nashville A.C.*	W	34	9
Nashville YMCA*	W	12	5
U. of Nashville*	W	36	4
Nashville A.C.*	W	36	3
Nashville YMCA*	W	32	4
Cumberland	L	5	18

1904-05

No Team

1905-06

No Scores Recorded

1906-07 — WON 6, LOST 1

Head Coach: J.N. (Stein) Stone

Captain: J.N. (Stein) Stone

Nashville A.C.*	L	14	23
N.Y. Professionals*	W	30	18
N.Y. Professionals*	W	38	23
Cumberland*	W	21	17
S.W. Presbyterian*	W	27	15
Nashville A.C.*	W	32	21
Nashville A.C.*	W	38	25

1907-08 — WON 6, LOST 10

Head Coach: W.L. Throop

Captain: W.L. Throop

Columbia*	L	16	34
Yale*	L	23	27
Montgomery YMCA	L	15	34

Mobile YMCA	L	12	43
Birmingham A.C.	L	12	30
Birmingham YMCA*	W	30	26
Nashville YMCA*	W	28	18
Southern Kentucky	W	28	15
Cumberland*	L	20	22
Nashville YMCA*	W	27	20
S.W. Presbyterian	L	10	20
Central (Ky.)*	W	28	14
Nashville A.C.*	L	8	14
Birmingham A.C.*	W	25	15
Cumberland	L	14	20
Wabash*	L	7	27

1908-09 — WON 11, LOST 4

Head Coach: E. J. Hamilton

Captain: W. D. Neely

Nashville YMCA*	W	38	20
Chattanooga	W	32	17
Atlanta A. C.	W	33	26
Columbus YMCA	L	18	19
Cumberland*	W	25	19
Birmingham A. C.	W	33	30
Mobile YMCA	L	26	33
Montgomery YMCA	L	28	32
Birmingham YMCA	W	30	12
Chattanooga*	W	52	23
Sewanee*	W	28	19
S.W. Presbyterian*	W	56	19
Cumberland	W	38	21
Nashville A. C.*	W	43	33
Nashville A. C.*	L	24	25

1909-10 — WON 10, LOST 3

Head Coach: R. B. McGehee

Captain: R. B. McGehee

Atlanta A. C.	W	53	30
Columbus YMCA	L	29	34
Montgomery YMCA	W	57	24
Mobile YMCA	W	25	24
Birmingham A. C.	W	50	30
Alumni*	W	41	21
Cumberland*	W	57	13
Sewanee*	W	61	10
Central (Ky.)	L	28	52
Georgetown	W	45	34
Central (Ky.)	L	21	70
Louisville YMCA	W	54	39
Nashville YMCA*	W	53	39

1910-11 — WON 8, LOST 2

Head Coach: Carl (Zeke) Martin

Captain: Carl (Zeke) Martin

Cumberland	W	45	20
Nashville YMCA*	W	74	13
Birmingham A. C.	L	26	39
Birmingham YMCA	W	53	25
Atlanta A. C.	W	42	34
Mercer	W	26	25
Wetumpka (Ala.)	W	60	7
Mobile YMCA	L	29	61
Sewanee*	W	54	5
Cumberland*	W	24	20

1911-12 — WON 9, LOST 9

Head Coach: Carl (Zeke) Martin

Captain: Carl (Zeke) Martin

Central (Mo.)	W	30	23
Mobile YMCA	L	15	48
Wetumpka (Ala.)	W	62	11

Columbus (Ga.) YMC	L	21	44
Rome (Ga.) A. C.	W	34	11
Atlanta A. C.	L	31	43
Birmingham A. C.	L	23	48
St. Louis A. C.	W	37	32
Cumberland	W	78	10
Union (Tenn.)	W	95	24
Memphis YMCA	L	19	21
Jackson YMCA	W	81	13
Cumberland	W	47	19
Louisville YMCA	L	27	29
Kentucky	L	17	28
Kentucky	L	18	22
Christ Church (Cinc.)	L	27	47
Alumni	W	53	32

1912-13 — WON 4, LOST 5

Head Coach: Oscar G. Nelson

Captain: Oscar G. Nelson

Sewanee*	W	41	13
Mobile YMCA	L	31	43
Wetumpka (Ala.)	W	41	9
Bessemer (Ala.)	W	31	23
Kentucky	W	24	17
Kentucky	L	29	42
Birmingham A. C.	L	20	43
Columbus (Ga.) A. C.	L	32	70
Atlanta A. C.	L	34	52

1913-14 — WON 6, LOST 3

Head Coach: G. T. Denton

Captain: Tom Brown

MTSU	W	53	5
Chattanooga Tigers	W	31	17
Cumberland*	W	41	36
Georgia	L	32	41
Georgia Tech	W	55	41
Nashville YMCA*	L	31	32
Memphis YMCA	W	36	23
Union	W	54	20
Nashville YMCA*	L	23	41

1914-15 — WON 6, LOST 6

Head Coach: G.T. Denton

Captain: Robert M. Davidson

Cumberland	W	40	28
Atlanta A.C.	L	32	36
Chattanooga Tigers	L	21	41
Georgia*	L	35	48
Louisville YMCA	L	18	32
Kentucky	W	39	34
Kentucky	L	24	36
Jackson YMCA	L	27	37
Memphis YMCA	W	33	20
Nashville YMCA*	W	44	38
Nashville YMCA*	W	39	33
SW Presbyterian*	W	85	20

1915-16 — WON 11, LOST 3

Head Coach: G.T. Denton

Captain: Josh Cody

Cumberland	W	40	8
Mobile YMCA	W	41	37
Montgomery YMCA	W	53	29
Birmingham A.C.	W	54	32
Columbus YMCA	L	9	41
Cumberland*	W	81	13
Columbia Union	W	36	8
Louisville YMHA	W	35	16
Kentucky	W	39	25
Kentucky	W	23	20

Chattanooga Tigers	W	52	26
Nashville YMCA*	L	19	21
Memphis YMCA	W	32	19
Nashville YMCA*	L	23	25

1916-17 — WON 3, LOST 8

Head Coach: G.T. Denton

Captain: Frank Blair

Atlanta A.C.	L	15	32
Birmingham A.C.	L	24	26
Chattanooga Tigers	W	42	9
Nashville YMCA*	W	21	16
Washington & Lee	L	8	26
Louisville YMHA	W	29	13
Georgia*	L	11	31
Nashville YMCA*	L	18	22
Memphis YMCA	L	19	26
Jonesboro YMCA	L	19	25
Nashville YMCA*	L	19	23

1917-18 — WON 6, LOST 3

Head Coach: Ralph Palmer

Captain: Alf Adams

Birmingham A.C.	L	32	44
Birmingham A.C.	W	32	29
SW Presbyterian	W	79	16
Nashville YMCA*	L	23	36
Calumet	W	36	26
Transylvania	W	21	12
Louisville YMHA	W	39	17
Nashville YMCA*	L	17	26
Nashville YMCA*	W	35	30

1918-19 — WON 8, LOST 2

S.I.A.A. CHAMPIONS

Head Coach: Ray Morrison

Captain: L.M. Groves

Birmingham A.C.	W	21	16
Nashville YMCA [OT]	W	34	27
Calumet	W	40	23
Kentucky	W	36	26
CentreL	23	28	
Jackson YMCA	W	44	18
Park Field Aviation	W	14	13
Memphis YMCA	L	14	23
Nashville YMCA	W	36	25
Memphis YMCA	W	25	22

1919-20 — WON 14, LOST 4

Head Coach: G.T. Denton

Captain: Tom Zerfoss

Birmingham A.C.	W	30	24
Mobile YMCA	L	33	35
Montgomery YMCA	W	56	28
Chicago YMCA*	W	26	14
Boys Club	W	36	6
Memphis YMCA	W	42	25
Georgia*	W	40	18
Nashville YMCA*	L	27	29
Georgia Tech	W	39	21
Macon YMCA	W	41	35
Boys Club*	W	21	14
Chattanooga YMCA*	W	45	39
Chattanooga YMCA*	W	41	20
Centre	W	29	18
Memphis YMCA*	L	25	31
Maryville	W	22	10
Georgia Tech*	W	32	3
Nashville YMCA*	L	13	24



ANNUAL RECORDS

1920-21 — WON 8, LOST 13

Head Coach: G.T. Denton

Captain: Garland (Gus) Morrow

Memphis YMCA	L	13	37
Birmingham A.C.	L	17	23
Birmingham A.C.	L	19	27
MTSU*	W	14	9
Michigan*	L	7	21
S.W. Presbyterian*	W	40	27
Marquette*	L	6	29
Chattanooga YMCA*	W	27	20
Memphis YMCA*	L	12	26
Auburn*	L	7	27
Georgia*	L	17	33
Macon YMCA*	L	21	30
Mercer*	L	13	21
Tulane*	W	32	13
Nashville YMCA*	W	17	12
Mercer	W	20	9
CentreL	13	44	
Kentucky	L	18	33
Louisville YMCA	W	16	11
Chicago YMCA*	L	9	13
Nashville YMCA*	W	11	9

1921-22 — WON 8, LOST 8

Head Coach: Wallace Wade

Captain: Jule Thomas

S.W. Presbyterian*	W	36	24
Camp Benning	L	15	29
Jonesboro YMCA	W	23	13
Chattanooga	W	20	13
Kentucky	W	22	12
Mercer	W	18	17
Mississippi A&M*	W	22	18
Nashville YMCA*	L	23	28
Nashville YMHA*	L	14	15
Chattanooga	L	24	29
Tennessee	L	5	20
Nashville YMCA*	L	13	14
Tennessee	L	15	16
The Citadel (SC)	W	37	22
Georgia (SC)	L	26	27
Nashville YMHA*	W	28	22

(SC) Southern Conference Tournament

1922-23 — WON 16, LOST 8

Head Coach: Wallace Wade

Captain: Oliver (Doc) Kuhn

Wabash	L	21	32
Cincinnati	L	22	41
Wittenburg	L	14	28
Ohio State	L	20	27
U. of Chicago*	W	17	11
Clarksville	W	46	23
Jonesboro YMCA	W	19	7
Memphis YMCA	L	14	15
Nashville YMHA*	W	25	21
Chattanooga	W	28	27
Milligan	W	41	20
Bemis YMCA	W	43	16
Mississippi A&M*	W	34	27
Nashville YMCA	W	23	19
Hendrix	W	26	14
Georgia*	W	25	16
Mercer	L	29	32
Mercer	W	37	35
Nashville YMHA	W	22	15
Nashville YMCA*	L	30	34
Tennessee	W	28	25
LSU (SC)	W	36	10
Virginia Tech (SC)	L	23	26

Nashville YMCA W 36 24
(SC) Southern Conference Tournament

1923-24 — WON 7, LOST 15

Head Coach: Josh Cody

Captain: Alvin (Pep) Bell

Kansas City A. C.	L	4	23
Louisville YMCA	W	31	25
Pittsburg (Kansas)	L	32	33
Crescent A. C.	L	14	42
CCNY	L	19	25
Buffalo All-Stars	L	23	46
Kentucky	L	13	23
Calumet	L	25	28
St. Thomas A. C.	W	17	12
Mississippi A&M	W	24	23
Nashville YMCA	L	19	25
Atlanta A. C.	L	21	36
Mercer	W	23	11
YMHA Peps	W	17	13
Alabama [OT]	L	25	26
Nashville YMCA	L	17	26
Nashville YMHA	L	37	44
Chattanooga	W	34	22
Tennessee	L	23	36
Nashville YMHA	L	22	30
Clemson (SC)	W	42	14
North Carolina (SC)	L	20	37

(SC) Southern Conference Tournament

1924-25 — WON 12, LOST 13

Head Coach: Josh Cody

Captain: Gil Reese

MTSU	L	28	31
Memphis YMCA	L	21	23
Drury College	W	33	21
Kansas City A. C.	L	23	28
Butler	L	17	37
Franklin (Ind.)	L	23	49
DePauw	L	21	28
Wabash	L	14	15
Owensboro YMCA	W	37	19
Mississippi	W	19	18
Nashville YMCA	W	21	20
Memphis YMCA	W	33	19
Birmingham A. C.	L	22	34
Georgia	W	41	34
Mercer	L	30	31
Georgia Tech	W	37	26
Butler	L	13	33
Tennessee	W	27	18
Mississippi A&M	L	20	29
Alabama	L	22	39
Tulane	L	25	32
Nashville YMHA	W	40	33
Nashville YMHA	W	25	18
Nashville YMCA	W	24	15
MTSU	W	30	29

1925-26 — WON 8, LOST 18

Head Coach: Josh Cody

Captain: John McCall

Evansville	L	22	39
Saint Louis	L	22	35
Memphis	L	20	37
Bemis YMCA	L	28	31
Nashville Burk	L	9	19
MTSU	W	51	19
Mercer	W	22	18
Marquette	L	16	19
Georgia Tech	W	27	24

Mississippi A&M	L	27	36
Mississippi	L	18	32
LSU	L	23	24
Tulane	L	20	21
Nashville YMHA	L	26	33
Alabama	L	19	23
Nashville YMCA*	W	21	12
Mississippi A&M*	W	21	20
Tennessee [OT]	L	32	38
MTSU	W	25	24
Nashville YMHA*	W	27	22
Nashville Burk	W	41	21
Cincinnati Guaranty	L	18	24
Western Kentucky	L	29	34
Kentucky	L	20	30
Nashville YMCA*	L	8	25
Nashville YMCA*	L	12	27

1926-27 — WON 20, LOST 4

SOUTHERN CONFERENCE CHAMPIONS

Head Coach: Josh Cody

Captain: Malcolm Moss

Evansville	L	22	37
Marquette	W	22	15
Loyola (Chicago)	L	7	31
Saint Louis	W	40	21
Western Kentucky	W	40	20
MTSU*	W	59	19
Kentucky	W	48	32
Western Kentucky*	L	25	26
Georgia Tech	L	29	36
Mercer	W	36	33
Sewanee*	W	53	18
Mississippi A&M	W	35	34
Nashville YMCA*	W	50	28
MTSU	W	52	20
Sewanee	W	31	18
Mississippi*	W	33	32
Nashville YMHA*	W	43	32
Auburn*	W	39	35
Evansville* [OT]	W	46	44
Tennessee*	W	35	25
Washington & Lee (SC)	W	44	32
Mississippi (SC)	W	32	20
South Carolina (SC)	W	31	25
Georgia (SC)	W	46	44

(SC) Southern Conference Tournament

1927-28 — WON 5, LOST 7

Head Coach: Johnny (Red) Floyd

Captain: Frank Bridges

Cumberland	W	41	30
Mercer	L	31	38
Kentucky	L	23	43
MTSU	W	35	29
Mississippi A&M	L	38	44
Sewanee	W	33	26
Auburn	L	28	62
Penn Dixies	L	24	34
Kentucky	L	29	54
Georgia Tech	L	31	41
Carson-Newman	W	66	40
Tennessee	W	28	26

1928-29 — WON 4, LOST 13

Head Coach: Johnny (Red) Floyd

Captain: Bertram (Triney) Chalfant

Alumni	L	31	48
Cumberland	W	50	33
Sewanee	W	45	31
Nashville YMHA	L	36	39
Georgia Tech	L	28	40
Nashville Burk	L	41	46
Memphis YMCA	L	30	36
Sewanee	W	29	23
Georgia Tech	L	15	40
Nashville YMCA	L	19	45
Mercer	L	40	60
Nashville YMCA	L	29	36
Nashville YMHA	L	31	36
Mississippi State	L	32	47
Mississippi [OT]	L	46	48
Tennessee	L	22	26
MTSU	W	42	41

1929-30 — WON 6, LOST 16

Head Coach: Garland Morrow

Captain: Donald Cram

Louisville	L	22	24
Butler	L	14	39
Loyola (Chicago)	L	16	33
Purdue	L	22	43
Saint Louis	L	16	46
MTSU	L	31	45
Cumberland	W	39	12
Western Kentucky	W	32	18
Clemson [2OT]	L	42	48
Sewanee	L	15	36
Alabama	L	18	36
Auburn	W	29	27
Clemson	L	27	32
Georgia Tech	L	25	46
Georgia Tech	L	37	41
Tennessee	L	21	23
Tennessee Tech	L	37	42
Nashville YMCA	W	44	20
Sewanee	L	35	40
MTSU	W	34	33
Tennessee [OT]	L	33	38
Nashville YMCA	W	49	43

1930-31 — WON 16, LOST 8

Head Coach: Garland Morrow

Captain: Shelby Coffey

Albany YMCA	W	39	22
Atwater Kent	W	40	21
Hubbard Hardware	W	41	32
Chattanooga YMCA	W	31	24
MTSU	W	42	20
Murray	W	48	29
Cumberland	W	50	26
Georgia Tech	L	35	44
Florida	W	42	25
Florida	W	43	35
Kentucky	L	37	42
Sewanee	W	35	17
Tennessee	W	41	40
Auburn	W	36	26
Sewanee	W	52	32
Louisville	W	32	23
Georgia Tech	W	45	32
Duke [OT]	L	44	48
Alabama	L	29	36
Auburn	L	25	42



ANNUAL RECORDS

Chattanooga YMCA	W	48	23
Kentucky	L	23	43
Tennessee	L	34	37
North Carolina [OT]	L	21	23

1931-32—WON 8, LOST 11

Head Coach: Josh Cody

Captain: William R. Schwartz

Ohio State	W	28	27
Wittenburg	L	24	39
Miami (Ohio)	W	28	22
MTSU	W	38	32
Auburn*	L	23	36
Chattanooga	L	26	28
Georgia Tech	L	27	45
Florida	W	36	32
Florida	L	33	43
Sewanee	W	30	22
Tennessee	L	25	27
Auburn	L	23	38
Kentucky	W	37	61
Alabama	W	39	32
Sewanee*	W	32	21
MTSU	L	35	40
Tennessee	L	22	27
Kentucky	W	32	31
Duke	L	32	41

1932-33 — WON 14, LOST 8 (11-5 in SEC/3rd)

Head Coach: Josh Cody

Captain: Tom Henderson

Ohio State	L	26	45
Clemson	W	39	22
South Carolina [2OT]	W	31	29
Tennessee* [OT]	W	37	32
Tulane*	W	35	21
Tulane*	W	39	22
Georgia Tech*	W	38	27
Auburn*	W	25	24
LSU*	W	54	34
LSU*	W	52	26
Sewanee*	W	25	19
Kentucky*	L	29	40
Alabama*	L	22	37
Wichita Henrys*	L	38	40
Auburn	W	21	20
Florida	W	42	41
Florida	L	27	43
Sewanee	W	41	25
Tennessee	L	27	35
Kentucky	L	28	45
Tulane (S)	W	28	25
Mississippi State (S)	L	36	48

(S) SEC Tournament, Atlanta

1933-34 — WON 11, LOST 6 (8-5 in SEC/5th)

Head Coach: Josh Cody

Captain: Harold Huggins

Auburn*	W	31	22
Georgia Tech*	W	24	22
Clemson*	W	27	25
TulaneL	15	19	
TulaneW	23	21	
Cumberland*	W	34	21
Tennessee*	W	31	26
Sewanee	W	60	28
Auburn	W	48	33
Kentucky*	L	26	48
Alabama*	L	32	38

Georgia Tech	W	38	30
Sewanee*	W	40	27
Tennessee	L	34	45
Kentucky	L	27	47
Georgia (S)	W	46	29
Florida (S)	L	23	24

(S) SEC Tournament at Atlanta

1934-35 — WON 9, LOST 11 (9-6 in SEC/4th)

Head Coach: Josh Cody

Captain: Jim Scoggins

Cincinnati	L	20	47
Clemson	L	22	32
Cincinnati	L	20	46
Auburn*	W	37	27
Auburn*	W	41	24
Tulane*	W	50	34
Sewanee	W	47	20
Georgia Tech [OT]	W	33	32
Alabama	W	34	33
Kentucky*	L	22	58
Indiana [OT]	L	30	39
Georgia Tech*	W	53	25
Sewanee*	W	62	32
Tennessee*	L	29	39
Auburn	W	37	25
LSU	L	41	56
LSU	L	31	40
Creighton*	L	28	53
Tennessee [OT]	L	37	39
Kentucky	L	19	53

1935-36 — WON 9, LOST 14 (9-4 in SEC/2nd)

Head Coach: Josh Cody

Captain: Willie Geny

Miami (Ohio)*	L	23	34
Indiana	L	18	56
Xavier	L	37	39
Pittsburgh	L	32	57
Evansville	L	20	33
Loyola (Chicago)	L	22	25
Iowa State*	L	28	38
Creighton	L	34	40
Creighton	L	30	46
Auburn*	W	47	27
Sewanee*	W	45	27
Tulane*	W	44	31
Georgia Tech*	W	43	22
Sewanee	W	40	16
Auburn	W	37	32
Kentucky*	W	33	24
Alabama*	L	30	32
Georgia Tech	W	42	40
Alabama	L	28	33
Tennessee*	W	33	30
Tennessee	L	33	34
Kentucky	L	41	61
Georgia Tech (S)	L	37	42

(S) SEC Tournament, Atlanta

1936-37 — WON 6, LOST 10 (3-7 in SEC/11th)

Head Coach: Jim Buford

Captain: Ken Overly

MTSU W	39	30	
MTSU*	W	39	12
Sewanee	W	46	26
Chattanooga*	W	34	28

Georgia Tech	L	27	39
Alabama	W	23	19
Western Kentucky	L	27	40
Kentucky*	L	26	41
Western Kentucky*	L	15	35
Tennessee*	L	30	50
Alabama*	L	19	29
Georgia Tech*	L	30	40
Tennessee	L	28	34
Chattanooga [OT]	L	29	30
Kentucky	L	19	51
Sewanee*	W	43	38

Not invited to SEC Tournament

1937-38 — WON 9, LOST 12 (4-8 in SEC/10th)

Head Coach: Jim Buford

Captain: Ed Hunter

Mississippi (M)	L	30	68
Austin Peay State*	W	43	42
Western Kentucky*	L	25	39
Tennessee Tech*	W	34	31
Austin Peay State	W	49	31
Georgia Tech	L	25	59
Sewanee*	L	28	32
Tennessee Tech	L	16	21
Alabama	W	39	36
Western Kentucky	L	18	38
Tennessee*	L	30	37
Kentucky*	L	19	42
Alabama*	W	46	26
Georgia Tech*	L	35	40
Florida*	W	59	24
Chattanooga	W	44	30
Tennessee	L	26	38
Kentucky	L	24	48
Sewanee	W	41	35
Alabama (S)	W	50	26
Georgia Tech (S)	L	18	50

(M) Played at Memphis

(S) SEC Tournament, Baton Rouge, La.

1938-39 — WON 14, LOST 7 (7-5 in SEC/6th)

Head Coach: Jim Buford

Captain: Ed Hunter

Austin Peay State*	W	42	35
Cumberland*	W	37	30
Lipscomb*	W	42	31
Cumberland*	W	48	36
Georgia Tech	L	24	30
Lipscomb	L	33	40
Sewanee	W	37	30
Tennessee	L	31	33
Kentucky*	L	37	51
Alabama*	W	36	34
Western Kentucky	L	31	51
Georgia Tech*	W	49	42
Sewanee*	W	70	42
Auburn*	W	49	42
Western Kentucky*	W	53	49
Tennessee*	W	56	38
Chattanooga	W	61	24
Kentucky	L	27	52
Mississippi State (S)	W	73	40
Alabama (S)	W	41	33
Tennessee (S)	L	36	39

(S)—SEC Tournament, Knoxville

1939-40 — WON 10, LOST 12 (5-7 in SEC/10th)

Head Coach: Jim Buford

Captain: Ross Hanna

Austin Peay State*	L	28	40
Murray*	W	46	37
Cumberland*	W	51	39
Lipscomb*	L	44	50
Auburn*	W	51	45
Georgia Tech	L	43	49
Tennessee	L	23	29
Alabama	L	31	43
Auburn	W	50	46
Tennessee*	L	31	34
Kentucky*	W	40	32
Cumberland	W	56	49
Alabama*	L	29	32
Georgia Tech	L	39	57
Sewanee*	W	52	39
Lipscomb	L	41	44
Western Kentucky*	L	25	36
Tennessee Tech*	W	37	35
Sewanee	W	31	28
Kentucky	L	38	43
Mississippi State (S)	W	46	36
Kentucky (S)	L	34	44

(S) SEC Tournament, Knoxville

1940-41 — WON 8, LOST 9 (3-9 in SEC/11th)

Head Coach: Jim Buford

Captain: "Pinky" Lipscomb

J14 Sewanee	W	42	28
J17 Georgia	W	50	44
J18 Georgia Tech	L	48	55
J20 Sewanee*	W	46	24
J24 Alabama	L	24	48
J25 Auburn	L	44	45
J28 Alabama*	L	28	40
F1 Kentucky*	L	50	51
F3 Lipscomb*	W	57	42
F7 Mississippi*	W	80	47
F13 Auburn*	W	47	39
F15 Georgia Tech*	W	54	41
F17 Tennessee*	L	36	37
F22 Tennessee	L	25	46
F24 Kentucky	L	31	58
F27 LSU (S)	W	63	49
F28 Florida (S)	L	41	47

(S) SEC Tournament, Louisville, Ky.

1941-42—WON 7, LOST 9 (3-8 in SEC/10th)

Head Coach: Norm Cooper

Captain: Harrison Rue

Sewanee*	W	50	34
Auburn	L	33	35
Georgia Tech	W	39	32
Sewanee	W	50	20
Alabama	L	19	33
Auburn*	L	45	50
Alabama* [OT]	L	33	37
Georgia*	W	58	38
Mississippi State	W	41	38
Mississippi	L	31	38
Lipscomb*	W	59	29
Camp Forest*	W	39	34
Georgia Tech*	L	27	35
Tennessee*	L	33	34
Tennessee	L	26	39
Auburn (S)	L	34	36

(S) SEC Tournament, Louisville, Ky.



ANNUAL RECORDS

1942-43 — WON 10, LOST 8 (9-7 in SEC/6th)

Head Coach: Norm Cooper
Captain: Julian Olsen

Auburn*	W	54	39
Georgia	W	39	35
Georgia Tech	L	29	43
Alabama	L	26	29
Alabama*	W	31	27
Auburn	W	48	43
Kentucky	L	38	39
Mississippi State	L	40	45
Mississippi	L	44	49
Kentucky*	L	43	54
Mississippi*	W	55	30
Mississippi State*	W	45	35
Georgia Tech*	W	52	28
Tennessee*	W	30	27
Lipscomb	W	41	28
Tennessee	L	22	44
Georgia*	W	66	31
Tennessee (S)	L	31	41

(S) SEC Tournament, Louisville

1943-44 — WON 12, LOST 3 (No formal SEC schedule)

Head Coach: Smokey Harper

Thayer Hospital*	W	42	22
Vandy ASTP*	W	48	38
Lipscomb*	W	50	45
Convair	L	60	68
20th Ferrying Cm.	W	40	26
Convair	W	41	39
20th Armored*	W	49	32
Tennessee Tech*	W	59	42
20th Armored	W	49	32
Tennessee Tech	W	56	32
Lipscomb	W	40	35
508th Air Base	W	42	38
Navy A.A.C.*	L	17	47
Navy A.A.C.	W	37	31
Georgia Tech (S)	L	51	63

(S) SEC Tournament, Louisville, Ky.

1944-45 — WON 6, LOST 6 (No formal SEC schedule)

Head Coach: Gus Morrow
Captain: Dave Scobey

Tennessee Tech	L	44	50
Lipscomb	W	65	35
Tennessee Tech	L	40	54
Smyrna Bombers	L	38	75
Sewanee*	W	51	46
Thayer Hospital	L	38	44
Southwestern	W	59	40
Smyrna Bombers*	L	53	74
Lipscomb	W	60	34
Sewanee	L	38	51
Thayer Hospital*	W	50	38
Southwestern*	W	66	48

1945-46 — WON 3, LOST 10 (2-5 in SEC/9th)

Head Coach: Gus Morrow
Captain: Jay Ball

J5	Louisville	L	27	60
J14	Georgia*	W	44	41
J18	Southwestern	W	38	20
J19	Mississippi	W	39	31
J21	Western Kentucky*	L	32	45
J23	Western Kentucky	L	29	42
J26	Georgia	L	39	51
F4	Kentucky*	L	37	59
F9	Kentucky (P)	L	31	64
F16	Murray	L	34	53
F18	Tennessee*	L	33	55
F23	Tennessee	L	32	42
	Tennessee (S)	L	32	46

(P) Played at Paducah, Ky.

(S) SEC Tournament, Louisville, Ky.

1946-47 — WON 7, LOST 8 (4-7 in SEC/8th)

Head Coach: Norm Cooper
Captain: Tommy Owen

D14	Sewanee*	W	51	30
D20	Sewanee	W	60	37
J11	Alabama*	L	36	49
J13	Kentucky*	L	30	80
J18	Southwestern*	W	64	39
J24	Auburn	W	38	37
J25	Alabama	L	33	38
J29	LSU (M)	L	52	62
F1	Auburn*	W	59	58
F3	Mississippi State*	W	64	44
F8	Mississippi*	W	55	40
F17	Tennessee*	L	47	54
F21	Kentucky	L	41	84
F22	Tennessee	L	21	56
F27	Kentucky (S)	L	29	98

(M) Played at Memphis

(S) SEC Tournament, Louisville, Ky.

1947-48 — WON 8, LOST 14 (4-11 in SEC/12th)

Head Coach: Bob Polk
Captain: Mike Craig

D2	Lipscomb*	W	57	43
D5	Mississippi State	L	46	51
D6	Mississippi	L	42	53
D18	Mississippi*	W	71	49
D20	Xavier	L	42	79
J2	Tulane (at Memphis)	L	56	64
J3	Southwestern	W	64	40
J10	Mississippi State*	W	51	48
J16	Tulane	L	44	63
J17	LSU	L	54	56
J20	Xavier*	L	42	62
J23	Auburn	L	41	46
J24	Alabama	L	31	60
F2	Auburn*	W	55	47
F6	Lipscomb	W	57	37
F9	Kentucky*	L	51	82
F14	Alabama*	W	58	32
F16	Tennessee*	L	48	63
F20	Kentucky	L	43	79
F21	Tennessee	L	53	72
F28	Southwestern*	W	61	47
M5	Tulane (S)	L	53	67

(S) SEC Tournament, Louisville, Ky.

1948-49 — WON 14, LOST 8 (9-5 in SEC/4th)

Head Coach: Bob Polk
Captain: Mike Craig

D4	Lipscomb	W	65	41
D6	Chattanooga	W	66	51
D10	Cumberland	W	77	32
D20	Lipscomb*	W	57	37
D29	Drake (C)	L	46	47
D30	Dartmouth (C)	L	52	64
J3	Washington (Mo.)	W	47	43
J10	Tennessee*	L	51	53
J15	Mississippi	W	62	49
J17	Mississippi State	W	35	29
J22	Auburn	L	46	48
J24	Alabama	W	36	31
J29	Tennessee	L	64	67
J31	Kentucky*	L	50	72
F5	Auburn*	W	52	42
F7	Mississippi*	W	64	52
F12	Alabama*	W	68	42
F14	Mississippi State*	W	90	45
F19	LSU*	W	61	51
F21	Tulane*	W	56	54
F26	Kentucky	L	37	70
M4	LSU (S)	L	56	60

(C) Corn Bowl Tournament, Des Moines, Iowa

(S) SEC Tournament, Louisville, Ky.

1949-50 — WON 17, LOST 8 (11-3 in SEC/2nd)

Head Coach: Bob Polk
Captain: Billy Joe Adcock

N28	Lipscomb	W	62	39
D1	New York Univ. [OT]	W	65	59
D3	Temple	L	35	55
D6	Chattanooga*	W	75	40
D10	Lipscomb*	W	66	42
D12	Temple (O)	W	49	45
D27	Oklahoma A&M (A)	L	61	62
D28	Baylor (A)	L	53	61
D29	Alabama (A)	W	53	44
J2	Washington (Mo.)*	L	53	55
J7	Tennessee	W	67	52
J14	Mississippi State	W	62	50
J16	Mississippi	W	44	37
J21	Auburn	W	58	47
J23	Alabama	L	44	47
J28	Tennessee*	W	50	44
J30	Kentucky*	L	54	58
F4	Florida*	W	54	34
F6	Auburn*	W	63	51
F11	Alabama*	W	47	38
F13	Mississippi State*	W	85	50
F16	Mississippi*	W	80	47
F20	MTSU*	W	74	39
F25	Kentucky	L	66	70
M3	Tennessee (S)	L	44	50

(O) Played at Owensboro, Ky.

(A) All-College Tournament, Oklahoma City, Okla.

(S) SEC Tournament, Louisville, Ky.

1950-51 — WON 19, LOST 8 (10-4 in SEC/T2nd)

Head Coach: Bob Polk
Captain: George Kelley

D4	MTSU*	W	58	45
D9	Lipscomb* [OT]	W	71	69
D18	Florida*	W	81	64
D21	Holy Cross	L	62	64

D23	New York Univ.	L	56	87
D27	Texas (A)	L	49	55
D28	Baylor (A)	W	54	53
D29	Tulsa (A)	W	56	49
J2	Lipscomb	L	57	59
J6	Auburn*	W	61	51
J8	Alabama*	W	49	35
J13	Mississippi	W	70	63
J15	Mississippi State	W	63	60
J20	LSU	W	69	61
J23	Tennessee*	W	58	57
J27	Kentucky*	L	49	74
F5	Tennessee	L	59	61
F10	Georgia Tech*	W	65	47
F13	Sewanee*	W	63	44
F15	Tulane	L	55	90
F17	Georgia Tech	W	69	67
F19	Kentucky	L	57	89
F26	Georgia*	W	69	57
	Tennessee (S)	W	88	52
	Georgia (S)	W	70	60
	LSU (S)	W	75	63
	Kentucky (S)	W	61	57

(A) All-College Tournament, Oklahoma City, Okla.

(S) SEC Tournament, Louisville, Ky.

1951-52 — WON 18, LOST 9 (9-5 in SEC/T2nd)

Head Coach: Bob Polk

D1	Bradley	W	55	51
D4	MTSU*	W	80	49
D6	Lipscomb*	W	78	63
D9	Sewanee	W	86	63
D17	Texas Tech*	W	55	49
D20	Rice*	W	65	56
D22	St. John's	L	54	69
D27	Baylor (W)	W	60	53
D28	TCU (W)	L	49	51
D29	Texas (W)	L	49	65
J5	Tennessee*	W	80	60
J7	LSU*	W	58	47
J14	Auburn	W	73	61
J16	Alabama	L	44	63
J19	Florida	L	70	86
J22	Tennessee	L	50	68
J28	Kentucky*	L	51	88
J31	Lipscomb	W	80	69
F2	Georgia Tech*	W	92	67
F4	Mississippi*	W	59	51
F9	Mississippi State	W	86	61
F11	Tulane*	W	84	63
F16	Georgia	W	73	51
F18	Georgia Tech	W	83	58
F21	Kentucky	L	45	75
F28	Georgia (S)	W	61	49
F29	Florida (S) [OT]	L	63	66

(W) SWC Tournament, Dallas, Texas

(S) SEC Tournament, Louisville, Ky.

1952-53 — WON 10, LOST 9 (5-8 in SEC/T7th)

Head Coach: Bob Polk
Captain: Bob White

D1	Duke	L	88	94
D6	Virginia*	W	90	83
D8	Lipscomb*	W	92	66
D20	Texas*	W	84	66
D22	Baylor*	W	73	66
D30	Tennessee*	W	77	69
J1	Yale*	W	95	67
J3	Tulane	L	53	76
J5	LSU	L	61	74



ANNUAL RECORDS

J10	Georgia Tech*	W	72	60
J12	Florida*	W	85	73
J17	Georgia*	W	97	66
J24	Tennessee	L	79	83
J26	Georgia Tech	L	79	85
F7	Auburn*	L	66	71
F14	Mississippi State	L	75	82
F16	Mississippi	L	65	79
F23	Alabama*	L	80	88
F28	Tennessee*	W	85	64

1953-54 — WON 12, LOST 10 (5-9 in SEC/T8th)

Head Coach: Bob Polk
Captain: Dan Finch

D1	Sewanee*	W	76	59
D5	Texas Tech*	W	75	71
D7	Duke*	W	71	66
D12	SMU*	W	72	65
D19	Baylor*	W	65	60
D21	Rice*	L	60	79
D30	Auburn*	W	96	48
J2	MTSU*	W	86	65
J9	Tennessee	L	53	62
J11	Georgia Tech	W	65	55
J16	Mississippi State*	W	79	69
J18	Mississippi*	L	74	78
J23	Georgia Tech*	W	84	65
J30	Kentucky*	L	63	85
F6	Auburn	L	73	76
F8	Alabama	L	75	87
F13	Tulane*	L	63	71
F15	LSU*	L	69	82
F22	Kentucky	L	64	100
F27	Florida	W	76	68
M1	Georgia	W	83	67
M6	Tennessee*	L	76	80

1954-55 — WON 16, LOST 6 (9-5 in SEC/T3rd)

Head Coach: Bob Polk

D4	Sewanee*	W	88	48
D6	Washington & Lee*	W	104	88
D11	TCU*	W	71	50
D20	Texas*	W	94	67
D29	Stanford*	L	64	72
J1	Mississippi*	W	94	69
J3	William & Mary*	W	86	61
J8	Tennessee	W	73	69
J10	Georgia Tech	W	71	69
J15	Mississippi State	W	72	52
J17	Mississippi	L	63	77
J22	Georgia Tech*	W	83	63
J24	Lipscomb*	W	88	61
J29	Kentucky*	L	71	75
F5	Auburn*	W	79	74
F7	Alabama*	W	78	57
F12	Tulane	L	58	62
F14	LSU	L	59	66
F19	Tennessee*	W	76	71
F21	Kentucky	L	59	71

1955-56—WON 19, LOST 4 (11-3 in SEC/3rd)

Head Coach: Bob Polk

Game Captains

D1	Sewanee*	W	84	45
D3	Texas A&M*	W	79	69
D5	Ohio State	W	76	67
D10	Oklahoma*	W	78	69
D19	Georgia*	W	85	61

D21	Nebraska	W	66	48
D23	Iowa State	L	76	87
D29	New Mexico A&M*	W	64	40
J3	William & Mary* [20T]	W	89	80
J7	Tennessee	W	84	57
J9	Georgia Tech	W	72	59
J14	Mississippi*	W	88	73
J16	Georgia Tech*	W	67	64
J21	Kentucky*	W	81	73
J28	Mississippi State*	W	69	49
F4	Georgia	W	69	56
F6	Alabama	L	61	88
F11	LSU*	W	107	68
F13	Tulane*	W	74	67
F18	Tennessee*	W	96	68
F20	Kentucky	L	55	76
F25	Florida	W	80	75
F27	Auburn	L	65	74

1956-57 — WON 17, LOST 5 (10-4 in SEC/2nd)

Head Coach: Bob Polk
Game Captain

D1	Minnesota	L	60	63
D4	Sewanee*	W	87	45
D8	Mississippi*	W	90	61
D17	Texas*	W	94	67
D19	New Mexico*	W	81	59
D22	Nebraska*	W	78	54
D29	Arizona*	W	107	76
J2	William & Mary*	W	80	65
J5	Tennessee	W	71	68
J7	Georgia Tech	W	81	73
J12	Mississippi	L	66	68
J14	Mississippi State	L	62	63
J19	Georgia Tech*	W	93	74
J26	Kentucky*	L	83	91
F2	Auburn*	W	83	78
F4	Alabama*	W	61	50
F9	LSU	W	78	66
F11	Tulane	W	71	53
F16	Tennessee*	W	69	62
F18	Kentucky	L	78	80
F23	Florida*	W	75	59
F25	Georgia*	W	75	51

1957-58 — WON 14, LOST 11 (7-7 in SEC/7th)

Head Coach: Bob Polk
Captain: Jim Henry

D2	Sewanee*	W	91	53
D7	Minnesota*	L	85	89
D9	VMI*	W	105	74
D14	SMU	L	58	72
D16	Southwestern*	W	98	48
D18	The Citadel*	W	90	61
D21	Georgia*	W	74	64
D23	N. Mexico A&M*	W	73	59
D28	Maryland (S)	L	56	71
D29	Loyola (La.) (S)	L	80	84
J2	Brigham Young*	W	89	56
J4	Tennessee	L	55	67
J6	Kentucky*	L	81	86
J11	Mississippi*	W	68	59
J13	Mississippi State*	W	74	62
J18	Georgia Tech	L	60	81
F1	Auburn	L	69	77
F3	Alabama	L	60	65
F8	LSU*	W	78	60
F10	Tulane*	W	80	65
F15	Tennessee*	W	83	70
F17	Kentucky	L	61	65

F22	Florida	L	53	73
F24	Georgia	W	69	66
M1	Georgia Tech*	W	60	59

(S) *Sugar Bowl Tournament*

1958-59 — WON 14, LOST 10 (8-6 in SEC/T5th)

Acting Head Coach: Roy Skinner
Captain: Jim Henry

D2	Sewanee*	W	71	42
D6	Minnesota	L	76	77
D8	Missouri [OT]	L	72	78
D13	SMU	L	72	80
D15	Hardin-Simmons*	W	80	52
D17	Wyoming*	W	70	65
D20	Dartmouth*	W	87	71
D29	Virginia*	W	75	64
D30	Navy*	L	61	67
J3	Tennessee	L	60	65
J6	Kentucky*	W	75	66
J10	Mississippi [OT]	W	79	74
J12	Mississippi State	L	65	83
J17	Georgia Tech	L	61	80
J31	Auburn*	L	61	64
F2	Alabama*	W	81	59
F7	LSU	W	72	57
F9	Tulane [OT]	W	64	62
F14	Tennessee*	W	76	60
F18	Kentucky	L	71	83
F21	Florida	W	77	66
F23	Georgia*	W	78	50
F28	Georgia Tech*	L	67	71
M5	Baylor*	W	61	60

1959-60 — WON 14, LOST 9 (7-7 in SEC/T6th)

Head Coach: Bob Polk
Captain: Ben Rowan

D1	Sewanee*	W	87	68
D5	Minnesota*	L	59	72
D7	Arkansas State*	W	98	66
D10	Rice	W	82	72
D12	SMU	L	67	86
D15	Georgia*	W	79	67
D19	South Carolina*	W	85	73
D28	Yale*	W	76	65
D29	Princeton*	W	72	54
J2	Tennessee	L	60	72
J5	Kentucky*	L	59	76
J9	Mississippi*	L	66	58
J11	Mississippi State*	W	79	72
J16	Georgia Tech [OT]	L	66	74
J30	Auburn	L	54	55
F1	Alabama	L	54	61
F6	LSU*	W	80	68
F8	Tulane* [OT]	W	68	64
F13	Tennessee*	W	63	53
F16	Kentucky	L	60	68
F20	Florida [OT]	L	75	81
F22	Georgia	W	80	75
F27	Georgia Tech*	W	62	57

1960-61 — WON 19, LOST 5 (10-4 in SEC/T2nd)

Head Coach: Bob Polk
Captain: Bill Depp

D2	Michigan*	W	58	43
D5	Florida State*	W	75	55
D10	SMU*	W	76	64
D12	Alabama	W	77	61

D17	Rice*	W	70	44
D19	Texas Tech	W	80	78
D21	New Mexico	W	66	59
D30	UT-Chattanooga*	W	92	78
J3	Sewanee*	W	80	57
J7	Tennessee	W	68	66
J9	Kentucky*	W	64	62
J14	Mississippi State	L	65	74
J16	Mississippi	L	72	74
J21	Georgia Tech	W	69	56
F4	Auburn*	W	58	53
F6	Alabama*	W	73	70
F11	Tulane	W	63	60
F13	LSU	L	61	65
F18	Tennessee*	W	76	60
F21	Kentucky	L	59	60
F25	Florida*	W	77	60
F27	Georgia*	W	87	76
M4	Georgia Tech*	W	79	59
M9	Kentucky (N)	L	67	88

(N) *NCAA Tournament, Knoxville*

1961-62—WON 12, LOST 12 (6-8 in SEC/T6th)

Head Coach: Roy Skinner
Captain: Bobby Bland

D4	Sewanee*	W	76	43
D9	Texas Tech*	L	64	71
D11	Alabama* [OT]	W	65	63
D16	Army*	W	67	52
D19	Rice	L	64	71
D21	SMU	L	73	91
D23	Missouri*	W	77	65
D28	Virginia Tech (G)	L	78	79
D29	Navy (G)	W	77	74
J2	Yale*	W	79	69
J6	Tennessee	L	83	85
J8	Kentucky*	L	68	77
J13	Mississippi State*	W	100	86
J15	Mississippi*	W	80	58
J20	Georgia Tech	L	66	71
F3	Auburn	L	68	89
F5	Alabama	L	76	82
F10	Tulane*	W	77	65
F12	LSU*	W	70	67
F17	Tennessee*	W	97	76
F19	Kentucky	L	80	87
F24	Florida	L	68	78
F26	Georgia	L	69	71
M3	Georgia Tech*	W	88	74

(G) *Gator Bowl Tournament*

1962-63 — WON 16, LOST 7 (9-5 in SEC/4th)

Head Coach: Roy Skinner
Captain: John Russell

D4	Rice*	W	80	68
D8	SMU*	W	69	62
D11	Duke	L	70	90
D15	Pennsylvania	L	70	74
D18	Louisville*	W	95	72
D22	Virginia Tech*	W	80	72
D28	Clemson (P)	W	60	58
D29	Furman (P)	W	69	68
J2	Western Kentucky*	W	71	69
J5	Tennessee	W	68	50
J7	Kentucky*	L	82	106
J12	Mississippi State	L	55	58
J14	Mississippi*	W	79	72
F2	Auburn*	L	59	62
F4	Alabama*	W	74	73
F8	LSU	L	56	63



ANNUAL RECORDS

F9	Tulane	W	80	69
F13	Georgia Tech	L	62	67
F16	Tennessee*	W	74	72
F18	Kentucky	W	69	67
F23	Florida*	W	78	74
F25	Georgia*	W	82	64
M2	Georgia Tech*	W	75	74

(P) Poinsettia Tournament

1963-64—WON 19, LOST 6 (8-6 in SEC/T4th)

Head Coach: Roy Skinner

Game Captains

D2	Rice	W	82	68
D3	SMU	W	79	60
D7	Western Kentucky	W	82	60
D11	Duke* [OT]	W	97	92
D14	Arkansas*	W	101	77
D18	TCU*	W	113	56
D21	Louisville	W	91	82
D27	Memphis* (V)	W	85	79
D28	South Carolina* (V)	W	106	78
D31	VMI*	W	87	71
J4	Tennessee	L	55	57
J6	Kentucky*	W	85	83
J11	Mississippi State*	W	90	56
J13	Mississippi*	W	88	81
J28	Arkansas State*	W	108	73
F1	Auburn	L	63	81
F3	Alabama	W	111	73
F7	Tulane*	W	96	64
F8	LSU*	W	66	64
F12	Georgia Tech	L	71	75
F15	Tennessee*	L	62	64
F17	Kentucky	L	73	104
F22	Florida	W	91	78
F24	Georgia	L	69	81
F29	Georgia Tech*	W	103	89

(V) Vanderbilt Invitational

1964-65 — WON 24, LOST 4 SEC CHAMPIONS (15-1 in SEC/1st)

Head Coach: Roy Skinner

Captain: John Ed Miller

D3	Rice*	W	78	49
D5	SMU*	W	99	67
D8	Western Kentucky*	W	94	79
D12	Virginia Tech	L	64	69
D14	North Carolina	L	78	84
D18	Baylor* (V)	W	97	78
D19	Oklahoma State* (V)	W	60	58
D22	Miami (Ohio)*	W	74	68
D29	Texas Tech*	W	83	73
D30	Louisville*	W	80	47
J2	Tennessee*	W	77	72
J5	Kentucky	W	97	79
J9	Mississippi State	W	94	70
J11	Georgia	W	75	62
J25	Mississippi	W	84	70
J30	Auburn*	W	105	77
F6	Tulane	W	85	67
F8	LSU	W	96	85
F13	Tennessee	L	66	79
F16	Kentucky*	W	91	90
F20	Florida*	W	80	78
F22	Georgia*	W	89	72
F27	Alabama*	W	75	54
M1	Auburn	W	79	64
M6	Tulane*	W	85	62
M8	LSU*	W	106	69
M12	DePaul (N)	W	83	78
M13	Michigan (N)	L	85	87

(V) Vanderbilt Invitational
(N) NCAA Mideast Regionals,
Lexington, Ky.

1965-66 — WON 22, LOST 4 (13-3 in SEC East/2nd)

Head Coach: Roy Skinner

Captain: Clyde Lee

D1	Wittenberg*	W	87	59
D7	Tennessee	W	53	50
D11	North Carolina*	W	81	72
D13	Wake Forest*	W	102	82
D17	Army (L)	W	71	62
D18	West. Kentucky (L)	W	72	69
D21	California*	W	91	64
D23	Northwestern	W	59	58
D28	Syracuse* (V)	W	113	98
D29	USC* (V)	L	72	74
D30	Purdue* (V)	W	94	72
J4	Tulane*	W	91	69
J8	Georgia	W	77	63
J10	Mississippi*	W	106	58
J12	Tennessee*	W	53	52
J15	Kentucky	L	83	96
J29	LSU*	W	98	66
J31	Auburn*	W	68	63
F2	Kentucky*	L	90	105
F12	Alabama [OT]	W	71	63
F14	Auburn	W	91	76
F19	Florida	W	89	86
F21	Georgia*	W	117	97
F26	LSU	W	102	84
F28	Tulane	W	97	72
M5	Mississippi State*	L	90	92

(L) L.A. Classic
(V) Vanderbilt Invitational

1966-67—WON 21, LOST 5 (14-4 in SEC/T2nd)

Head Coach: Roy Skinner

Captain: Jerry Southwood

D1	Western Kentucky	W	76	70
D3	SMU*	W	89	76
D5	Southwestern La.*	W	101	68
D10	Wake Forest	W	88	82
D13	Duke	L	89	97
D16	Portland* (V)	W	98	63
D17	LaSalle* (V)	W	100	95
D19	Florida*	W	77	69
D21	Northwestern*	W	116	92
D31	Auburn	L	51	64
J2	Alabama [OT]	W	84	81
J5	Kentucky [OT]	W	91	89
J9	Tennessee*	W	65	59
J14	Mississippi [2OT]	W	78	70
J16	Auburn*	W	71	65
J28	Mississippi State*	W	79	64
J30	LSU	W	79	77
F4	Florida	L	75	83
F6	Georgia [2OT]	W	51	41
F11	Mississippi*	W	72	67
F18	Tennessee	L	53	70
F20	Alabama*	W	117	80
F25	Georgia*	W	71	61
F27	Mississippi State	L	71	74
M4	Kentucky*	W	110	94
M6	LSU*	W	75	66

(V) Vanderbilt Invitational

1967-68—WON 20, LOST 6 (12-6 in SEC/3rd)

Head Coach: Roy Skinner

Co-Captains:

Bob Warren, Bo Wyenandt

D2	SMU* [OT]	W	88	84
D4	Auburn*	W	78	65
D9	North Carolina*	W	89	76
D12	Davidson* [OT]	W	81	79
D16	Duke*	W	76	75
D18	Florida	L	72	74
D22	Seton Hall* (V)	W	85	67
D23	Oregon* (V)	W	70	59
D29	Michigan State (S)	W	73	63
D30	Davidson (S)	W	80	67
J2	Alabama*	W	67	61
J6	Kentucky*	L	78	94
J8	Tennessee	L	62	64
J13	Mississippi*	W	96	70
J15	Auburn	W	74	65
J27	Mississippi State	W	90	69
J29	LSU	W	99	91
F3	Florida*	L	85	91
F5	Georgia*	W	82	77
F10	Mississippi	W	90	72
F17	Tennessee*	W	75	63
F19	Alabama	W	89	74
F24	Georgia	L	77	91
F26	Mississippi State*	W	84	73
M2	Kentucky	L	80	85
M4	LSU	W	115	86

(S) Sugar Bowl
(V) Vanderbilt Invitational

1968-69 — WON 15, LOST 11 (9-9 in SEC East/T5th)

Head Coach: Roy Skinner

Captain: Tom Hagan

D2	SMU*	W	97	94
D7	Davidson	L	84	101
D9	North Carolina	L	78	100
D14	Mississippi State*	W	108	87
D16	Bowling Green*	W	92	67
D20	Rice* (V)	W	85	77
D21	Kansas State* (V)	W	92	80
D23	USC*	W	85	75
D30	North Carolina State	W	65	59
J4	Georgia	L	80	102
J6	Florida	W	62	55
J9	LSU*	W	94	92
J11	Alabama*	W	76	73
J13	Mississippi*	W	62	55
J25	Auburn*	L	79	92
F1	Kentucky	L	89	103
F3	Tennessee	L	61	65
F8	Georgia*	L	83	90
F10	Florida*	L	73	75
F12	Mississippi	L	67	75
F15	Alabama	W	89	74
F17	LSU	W	85	83
F22	Auburn	L	75	85
M1	Kentucky*	W	101	99
M3	Tennessee*	L	60	70
M8	Mississippi State	W	120	83

(V) Vanderbilt Invitational

1969-70 — WON 12, LOST 14 (8-10 in SEC/6th)

Head Coach: Roy Skinner

Captain: Perry Wallace

D1	The Citadel*	W	89	58
D3	Mississippi	W	87	75
D6	USC	L	89	108
D8	SMU	W	104	99
D11	LSU	L	86	109
D13	Mississippi State	W	93	79
D15	Kansas State	L	78	91
D19	Dartmouth* (V)	L	82	83
D20	St. Louis* (V)	W	76	66
D22	North Carolina St.*	L	70	76
D27	Portland*	W	124	73
J3	Georgia*	L	68	72
J5	Florida*	W	90	79
J10	Alabama	W	88	85
J24	Auburn*	L	75	84
J31	Kentucky*	W	89	81
F2	Tennessee*	L	72	77
F7	Georgia	L	90	94
F9	Florida	L	79	81
F11	Mississippi*	L	80	83
F14	LSU*	L	89	99
F16	Alabama*	W	101	79
F21	Auburn	W	92	74
F28	Kentucky	L	86	90
M2	Tennessee	L	76	83
M7	Mississippi State*	W	78	72

(V) Vanderbilt Invitational

1970-71—WON 13, LOST 13 (9-9 in SEC/T4th)

Head Coach: Roy Skinner

Captains: Ralph Mayes,

Thorpe Weber

D1	Louisville*	L	74	82
D5	Miami (Ohio)*	W	74	67
D8	Illinois	L	79	96
D12	Mississippi State*	W	86	73
D14	Kansas State*	L	74	81
D18	Clemson* (V)	W	75	61
D19	St. John's* (V)	L	81	85
D22	Mississippi*	W	130	112
D29	Cincinnati (S)	W	86	83
D30	Toledo (S)	W	92	76
J2	Georgia	W	76	69
J4	Florida [3OT]	L	82	84
J9	Alabama*	W	93	76
J23	Auburn*	W	107	86
J30	Kentucky	L	92	102
F1	Tennessee	W	65	60
F6	Georgia*	W	74	60
F8	Florida*	W	92	81
F10	Mississippi	L	88	94
F13	LSU	W	81	75
F15	Alabama	L	74	75
F20	Auburn	L	94	96
F27	Kentucky*	L	90	119
M1	Tennessee*	L	69	79
M4	LSU*	L	85	87
M6	Mississippi State	L	73	81

(V) Vanderbilt Invitational

(S) Sugar Bowl Tournament



ANNUAL RECORDS

1971-72—WON 16, LOST 10 (10-8 in SEC/4th)

Head Coach: Roy Skinner
Captain: Tom Arnholt

D2	SMU	L	79	89
D4	St. John's	L	81	98
D6	Boston College	W	82	75
D10	Bradley (V)	W	82	80
D11	Memphis (V)	W	83	82
D23	Illinois*	W	95	92
D30	Rice*	W	105	87
J1	Mississippi State	L	69	76
J3	LSU	W	80	73
J8	Georgia*	W	80	76
J10	Florida*	W	104	87
J15	Alabama	L	76	79
J18	Cornell*	W	101	80
J24	Kentucky	L	80	106
J26	Mississippi	L	65	92
J29	Auburn*	W	85	77
F5	Kentucky* [OT]	L	80	85
F7	Tennessee*	L	75	81
F12	Georgia	L	91	98
F14	Florida	W	90	74
F16	Mississippi*	W	89	83
F19	LSU*	W	104	83
F21	Alabama*	W	111	91
F26	Auburn	W	93	87
M6	Tennessee	L	74	87
M9	Mississippi State*	W	104	82

(V) Vanderbilt Invitational

1972-73—Won 20, Lost 6 (13-5 in SEC/T2nd)

Head Coach: Roy Skinner
Captain: Jan van Breda Kolff

N30	Louisville	W	66	57
D2	Kansas	W	72	64
D4	SMU*	W	98	78
D8	Columbia* (V)	W	70	61
D9	West. Kentucky* (V)	W	103	88
D11	MTSU	W	69	57
D13	Mississippi*	W	59	57
D23	Boston College*	W	78	62
D30	Memphis*	L	71	74
J2	LSU	W	71	66
J6	Georgia	W	89	86
J8	Florida	L	72	80
J13	Alabama*	L	77	83
J17	Mississippi	W	59	49
J20	Mississippi State*	W	75	69
J22	Kentucky*	W	76	75
J27	Auburn	L	77	81
F3	Kentucky	W	83	76
F5	Tennessee	L	62	72
F10	Georgia*	W	87	52
F12	Florida*	W	78	71
F17	LSU*	W	82	72
F19	Alabama	L	78	87
F24	Auburn*	W	98	70
M3	Tennessee*	W	86	74
M10	Mississippi State	W	74	70

(V) Vanderbilt Invitational

1973-74—WON 23, LOST 5 SEC CHAMPIONS (15-3 in SEC/1st)

Head Coach: Roy Skinner
Captain: Jan van Breda Kolff

D1	Rice (I)	W	89	80
D3	Texas Tech	W	84	82
D7	Nebraska* (V)	W	82	58

D8	Tennessee St.* (V)	W	67	66
D11	Memphis	W	75	71
D13	Samford* [OT]	W	69	65
D22	Kansas*	W	83	72
D29	Vermont*	W	91	56
J5	Alabama*	W	73	72
J7	Mississippi State*	W	75	69
J12	LSU	L	81	84
J14	Georgia	W	91	71
J19	Auburn*	W	96	51
J21	Tennessee	W	82	65
J26	Mississippi*	W	71	56
J28	Kentucky	W	82	65
F2	Florida*	W	58	52
F4	Alabama	W	67	65
F9	Mississippi State	W	60	59
F11	LSU*	W	91	88
F16	Georgia*	W	83	78
F18	Auburn	W	89	79
F23	Tennessee*	L	53	59
F25	Mississippi	W	84	68
M2	Kentucky*	W	71	69
M9	Florida	L	77	80
M14	Marquette (N)	L	61	69
M16	Notre Dame (N)	L	88	118

(I) Preseason NIT
(V) Vanderbilt Invitational
(N) NCAA Mid-east Regionals

1974-75—Won 15, Lost 11 (10-8 in SEC/5th)

Head Coach: Roy Skinner
Captains: Jeff Fosnes, Butch Feher, Joe Ford

D2	St. John's*	W	73	53
D6	Virginia Tech* (V)	W	75	72
D7	So. Illinois* (V)	W	79	72
D9	Texas Tech*	W	95	86
D20	USC#	L	93	98
D21	Jacksonville# [2OT]	L	104	107
D23	Nebraska	L	66	81
D30	MTSU*	W	81	68
J4	Alabama	L	71	104
J6	Mississippi State	W	96	85
J11	LSU*	W	91	82
J13	Georgia*	W	102	80
J18	Auburn	L	89	93
J20	Tennessee*	L	61	65
J25	Mississippi	W	80	66
J27	Kentucky*	L	90	91
F1	Florida [OT]	L	90	101
F3	Alabama*	L	72	86
F8	Mississippi State*	W	76	72
F10	LSU	W	83	74
F15	Georgia	W	81	78
F17	Auburn*	W	85	78
F22	Tennessee	L	71	75
F24	Mississippi*	W	86	80
M1	Kentucky	L	84	109
M8	Florida*	W	102	83

(V) Vanderbilt Invitational
#—Trojan Invitational

1975-76—WON 16, LOST 11 (12-6 in SEC/3rd)

Head Coach: Roy Skinner
Captain: Joe Ford

N29	Iowa State	W	105	80
D2	Michigan	L	63	90
D5	USC* (V)	L	72	77
D6	Holy Cross* (V)	W	106	91
D13	Arkansas State*	W	81	65

D20	UNC-Charlotte*	L	61	78
D22	Nebraska*	L	57	68
D27	Boston College*	W	75	71
D29	Virginia Tech	L	85	99
J3	Alabama	L	66	83
J5	Mississippi State	W	71	66
J10	Georgia* [OT]	W	95	85
J12	Tennessee*	W	77	66
J17	Kentucky	L	76	77
J24	Auburn	W	71	59
J26	Florida [OT]	W	85	81
J31	LSU*	W	103	90
F2	Mississippi*	W	61	60
F7	Georgia [2OT]	W	71	69
F9	Tennessee	L	59	73
F14	Kentucky*	W	69	65
F21	Auburn*	W	80	72
F23	Florida*	W	71	67
F28	LSU	L	75	89
M1	Mississippi	L	72	81
M6	Mississippi State*	W	76	75
M8	Alabama* [OT]	L	77	84

(V) Vanderbilt Invitational

1976-77—WON 10, LOST 16 (6-12 in SEC/T6th)

Head Coach: Wayne Dobbs
Captain: Dicky Keffer

N27	Kansas State	L	66	89
D1	Louisville* [OT]	L	76	81
D4	St. John's	L	53	63
D6	Michigan*	L	76	97
D11	Mercer*	W	35	33
D21	Iowa State*	W	69	68
D23	Tennessee Tech*	W	106	71
D29	MTSU*	W	62	59
J3	Tennessee*	L	69	73
J5	Georgia*	W	72	69
J8	Kentucky*	L	62	64
J15	Florida	L	72	83
J17	Auburn	L	69	74
J22	Mississippi* [OT]	W	77	72
J24	LSU*	W	68	67
J29	Mississippi State	L	77	102
J31	Alabama	L	82	96
F5	Kentucky	L	73	113
F12	Florida*	W	85	72
F14	Auburn* [OT]	L	71	76
F19	Mississippi*	L	66	75
F21	LSU	L	74	95
F26	Mississippi State*	W	68	66
F28	Alabama*	L	77	78
M5	Georgia	W	74	71
M7	Tennessee	L	55	65

1977-78—WON 10, LOST 17 (6-12 in SEC/8th)

Head Coach: Wayne Dobbs
Game Captains

N26	Tennessee Tech	L	71	72
N29	St. John's*	L	54	59
D3	Louisville	L	66	96
D5	Kansas State*	L	55	69
D8	The Citadel [OT]	W	53	50
D10	Rice	W	87	69
D12	Cal Poly-Pomona*	W	88	72
D22	Virginia Tech*	L	75	76
D28	Richmond*	W	101	68
J2	Kentucky	L	59	72
J7	Auburn	L	61	74
J9	Florida	L	65	67
J14	Mississippi*	W	66	63
J16	LSU*	L	55	77

J21	Alabama	L	59	66
J23	Mississippi State	L	73	79
J28	Georgia*	W	64	56
J30	Tennessee*	W	56	55
F4	Auburn*	W	91	78
F6	Florida* [2OT]	W	59	57
F11	Mississippi	L	57	61
F13	LSU	L	73	80
F18	Alabama* [OT]	W	71	69
F20	Mississippi State*	L	48	55
F25	Georgia	L	62	64
F27	Tennessee	L	46	59
M6	Kentucky*	L	68	78

1978-79—WON 18, LOST 9 (11-7 in SEC/T3rd)

Head Coach: Wayne Dobbs

N24	Virginia Union#	W	75	63
N25	Richmond#	W	70	59
N27	San Francisco State*	W	82	52
D4	The Citadel*	W	78	63
D7	Tennessee Tech*	W	99	78
D11	SMU	L	64	68
D13	Cal Poly-Pomona*	W	65	62
D23	Rice*	W	88	59
J3	Auburn	W	57	55
J6	Mississippi*	W	94	70
J8	LSU*	W	88	87
J13	Mississippi State	L	68	74
J15	Alabama [OT]	W	75	73
J20	Georgia*	W	78	76
J22	Tennessee*	L	70	71
J24	Florida	W	57	56
J27	Auburn*	W	66	59
J29	Florida* [OT]	L	87	90
F3	Mississippi	W	66	58
F5	LSU	L	71	92
F7	Kentucky*	W	68	58
F10	Miss. State* [OT]	W	70	68
F12	Alabama*	W	65	57
F17	Georgia	L	60	63
F19	Tennessee	L	78	83
F23	Kentucky	L	70	96
F28	Auburn (S)	L	53	59

#—Spider Classic, Richmond, Va.
(S) SEC Tournament, Birmingham, Ala.

1979-80—WON 13, LOST 13 (7-11 in SEC/T6th)

Head Coach: Richard Schmidt
Captains: Mark Elliott, Clarence Smith, Tommy Springer

N30	Rice*	W	94	75
D4	Texas Wesleyan*	W	110	85
D6	Mississippi State*	L	106	110
D8	Memphis	W	87	72
D10	Cal Poly-Pomona*	W	90	74
D15	Alabama	L	68	90
D20	Texas Tech* [OT]	L	86	89
D27	Georgia State	W	65	53
D29	SMU*	W	88	77
J2	LSU*	W	77	66
J5	Georgia	L	66	88
J9	Auburn*	W	66	57
J12	Tennessee	L	63	71
J16	Mississippi*	L	66	67
J19	Kentucky	L	90	106
J21	Florida*	W	105	85
J26	Mississippi State*	W	92	74
J30	LSU	L	81	83
F2	Georgia*	W	70	69
F6	Auburn	W	77	73



ANNUAL RECORDS

F9	Tennessee*	L	48	51
F13	Mississippi	L	78	89
F15	Kentucky*	L	73	91
F20	Florida	W	74	71
F23	Alabama*	L	72	79
F27	Florida (S)	L	71	72

(S) SEC Tournament, Birmingham, Ala.

1980-81—WON 15, LOST 14 (7-11 in SEC/7th)

Head Coach: Richard Schmidt
Captains: Brian Allsmiller,
Charles Davis, Mike Rhodes

N28	Iona#	W	92	56
N29	Western Kentucky#	W	78	76
D1	Iowa State*	W	97	87
D9	Duke* [OT]	L	69	72
D20	North Alabama*	W	111	79
D23	Memphis*	W	111	96
D27	Alabama*	W	93	91
D29	Tennessee Tech* %	W	97	64
D30	Boston College* %	L	72	87
J3	Mississippi State*	W	79	61
J7	LSU	L	61	77
J10	Georgia*	W	70	55
J14	Auburn	W	97	81
J17	Tennessee*	L	66	72
J21	Mississippi	L	44	46
J24	Kentucky*	L	64	78
J28	Florida	W	72	70
J31	Mississippi State	L	68	69
F4	LSU*	L	81	86
F7	Georgia	L	72	80
F11	Auburn*	L	55	69
F14	Tennessee	L	72	79
F18	Mississippi*	W	52	50
F21	Kentucky	L	48	80
F25	Florida*	W	73	64
F28	Alabama	L	68	82
M4	Mississippi State (S)	W	71	58
M5	Kentucky (S)	W	60	55
M6	Mississippi (S)	L	51	71

Wendy's Invitational, Bowling Green, Ky.

% Music City Invitational Tournament

(S) SEC Tournament, Birmingham, Ala.

1981-82—WON 15, LOST 13 (7-11 in SEC/T7th)

Head Coach: C. M. Newton
Captains: John Derenbecker,
Willie Jones

N28	Duke [20T]	W	76	75
D4	Cal St.-Long Beach#	W	72	70
D5	Arizona State#	L	53	65
D12	Alabama	L	68	79
D14	North Alabama*	W	116	88
D19	Indiana State*	W	72	66
D23	Samford*	W	98	63
D28	Austin Peay St.* (V)	W	74	55
D29	Ala.-Anchorage* (V)	W	72	68
J2	Mississippi State	W	66	53
J6	LSU*	L	73	80
J9	Georgia	L	53	76
J13	Auburn*	W	78	69
J16	Tennessee [OT]	L	69	71
J20	Mississippi*	W	65	55
J23	Kentucky	L	58	67
J27	Florida*	W	51	48
J30	Mississippi State*	L	31	33
F3	LSU	L	70	78
F6	Georgia*	L	57	68
FJ	Auburn	W	71	60

F13	Tennessee*	L	55	59
F17	Mississippi [OT]	L	48	51
F20	Kentucky*	L	69	73
F24	Florida	W	81	67
F27	Alabama*	W	80	63
M3	Florida (S) [OT]	W	47	46
M4	Tennessee (S)	L	54	57

Fiesta Classic, Tempe, Ariz.

(V) Music City Invitational Tournament

(S) SEC Tournament, Lexington, Ky.

1982-83—WON 19, LOST 14 (9-9 in SEC/T4th)

Head Coach: C. M. Newton
Captains: James Williams,
Ted Young

N26	Illinois#	W	58	47
N27	Clemson#	W	72	63
N28	Louisville#	L	70	80
D4	Western Carolina*	W	81	66
D7	St. Louis*	W	88	67
D11	Duke*	W	74	65
D13	Illinois [20T]	L	77	79
D18	Clemson	W	75	72
D22	MTSU*	W	64	53
D27	East Kentucky* (V)	W	82	71
D28	Manhattan* (V)	W	85	71
J3	LSU*	W	67	65
J5	Mississippi*	L	62	77
J8	Mississippi State	L	48	64
J11	Alabama	W	81	79
J15	Florida*	W	69	58
J17	Auburn*	W	64	62
J22	Kentucky* [OT]	L	77	82
J24	South Carolina	L	71	85
J29	Tennessee	W	61	60
J31	Georgia	L	61	86
F5	Mississippi State*	W	63	60
F7	Alabama*	W	61	60
F12	Florida	L	54	61
F14	Auburn	L	71	72
F19	Kentucky	L	63	82
F24	Tennessee*	W	69	68
F28	Georgia*	W	71	70
M3	LSU	L	53	66
M5	Mississippi	L	51	62
M11	Mississippi State (S)	L	61	76
M15	East Tenn. State* (I)	W	79	74
M21	Wake Forest* (I)	L	68	75

Great Alaska Shootout, Anchorage, Ak.

(V) Music City Invitational Tournament

(S) SEC Tournament, Birmingham, Ala.

(I) National Invitation Tournament

1983-84—WON 14, LOST 15 (8-10 in SEC/T7th)

Head Coach: C. M. Newton
Captains: Jeff Turner, Al
McKinney, Jimmy Lenz

N26	Duke	L	74	78
N30	Iowa State [OT]	L	72	73
D6	Illinois*	L	55	69
D10	Eastern Kentucky*	W	105	63
D17	Clemson*	L	62	70
D21	Austin Peay State*	W	56	50
D27	Air Force* (V)	W	69	52
D28	South Florida* (V)	W	58	44
J1	LSU	L	66	73
J4	Mississippi	W	76	55
J7	Mississippi State*	W	67	54
J11	Alabama*	W	69	67
J15	Florida	L	59	73

J17	Auburn	W	73	71
J20-	Kentucky	L	46	67
J23	South Carolina*	W	69	63
J28	Tennessee*	L	69	76
J30	Georgia* [OT]	W	81	74
F2	Mississippi State	W	57	54
F6	Alabama	L	73	80
F11	Florida*	L	63	71
F13	Auburn*	L	67	73
F19	Kentucky*	L	54	58
F25	Tennessee	L	61	67
F27	Georgia	L	71	98
M1	LSU*	W	74	68
M3	Mississippi*	W	70	60
M7	Mississippi* (S)	W	77	57
M8	Auburn* (S)	L	58	59

(V) Music City Invitational

(S) SEC Tournament, Nashville

1984-85 — WON 11, LOST 17 (4-14 in SEC/10th)

Head Coach: C. M. Newton
Captain: Phil Cox

N30	Yale*	W	87	72
D3	MTSU*	W	94	82
D6	Vermont*	W	73	55
D8	Baylor	W	84	81
D15	Princeton*	W	68	47
D17	Eastern Kentucky*	W	73	59
D22	Indiana State	L	77	88
D28	Columbia* (V)	W	73	59
D29	Clemson* (V)	L	74	81
J2	Mississippi*	W	63	61
J7	Kentucky	L	58	75
J10	Florida*	L	64	68
J12	Georgia	L	73	80
J16	Tennessee	L	79	87
J19	LSU*	L	68	69
J23	Alabama	L	77	79
J26	Mississippi State*	L	70	71
J30	Auburn*	L	80	86
F2	Mississippi*	L	55	60
F7	Kentucky*	L	62	68
F9	Florida	L	66	78
F13	Georgia*	W	69	68
F16	Tennessee*	W	85	82
F20	LSU	L	55	64
F23	Alabama*	L	56	81
F27	Mississippi State	W	81	71
M2	Auburn	L	58	84
M6	Tennessee (S)	L	51	71

(V) Music City Invitational Tournament

(S) SEC Tournament, Birmingham, Ala.

1985-86 — WON 13, LOST 15 (7-11 in SEC/7th)

Head Coach: C. M. Newton
Captains: Brett Burrow,
Jeff Gary

N29	South Florida (C)	L	65	66
N30	ETSU (C)	W	75	72
D4	Duke*	L	74	84
D7	Baylor*	W	85	61
D9	Austin Peay State*	W	82	75
D14	Pennsylvania*	W	89	76
D21	Princeton	W	49	44
D27	Davidson* (V)	W	78	69
D28	Iowa State* (V)	L	79	80
J2	Mississippi	W	81	70
J4	Kentucky*	L	71	80
J8	Florida	L	55	86
J11	Georgia*	W	77	71

J15	Tennessee*	W	60	59
J18	LSU	L	67	84
J22	Alabama*	L	72	85
J25	Mississippi State	L	60	64
J29	Auburn	L	70	97
F1	Mississippi*	W	66	63
F5	Kentucky	L	65	73
F8	Florida*	W	60	59
F12	Georgia	L	70	101
F15	Tennessee	W	66	62
F20	LSU*	L	68	74
F22	Alabama	L	68	69
F26	Mississippi State*	W	77	65
M1	Auburn*	L	65	79
M5	Mississippi State (S)	L	54	62

(C) Clemson IPTAY Tournament,

Clemson, S.C.

(V) Music City Invitational Tournament

(S) SEC Tournament, Lexington, Ky.

1986-87 — WON 18, LOST 16 (7-11 in SEC/T8th)

Head Coach: C. M. Newton
Captains: Steve Reece,
Bobby Westbrooks

N28	Va. Common. (H)	W	75	67
N29	Missouri (H)	W	69	54
N30	New Mexico (H)	W	87	71
D3	UT-Chattanooga*	W	93	64
D6	Duke	L	66	78
D9	Indiana*	W	79	75
D13	Pennsylvania	W	71	70
D19	Tennessee Tech* (V)	W	89	65
D20	Kansas State* (V)	W	79	72
D22	LSU	W	63	61
D28	So. Carolina (B) [20T]	L	91	96
D29	Houston (B)	L	72	73
J3	Tennessee*	L	72	81
J7	Mississippi*	W	66	59
J10	Alabama	L	71	75
J14	Georgia	L	53	76
J17	Auburn*	W	91	75
J21	Kentucky*	L	65	71
J24	Florida	L	81	85
J28	Mississippi State	W	76	57
J31	LSU*	W	66	65
F4	Tennessee [OT]	L	69	79
F6	Notre Dame*	W	60	56
F9	Mississippi	L	54	77
F11	Alabama*	L	67	71
F14	Georgia*	L	59	75
F19	Kentucky	L	54	65
F23	Auburn	L	83	91
F26	Florida*	W	84	76
F28	Mississippi State*	W	66	58
M5	Tennessee	L	57	75
M12	Jacksonville* (I)	W	74	72
M16	Florida State* (I)	W	109	92
M21	So. Mississippi* (I)	L	88	95

(H) Hawaiian Airlines Silversword Invitational Tournament, Wailuku, Hawaii

(V) Music City Invitational Tournament

(B) Sugar Bowl, New Orleans, La.

(S) SEC Tournament, Atlanta, Ga.

(I) National Invitation Tournament,

Nashville, Tenn.



ANNUAL RECORDS

1987-88 — WON 20, LOST 11 (10-8 in SEC/T4th)

Head Coach: C. M. Newton

Captains: Will Perdue,
Barry Goheen

N27	Hawaii*	W	91	62
N30	Lehigh*	W	102	91
D5	North Carolina*	W	78	76
D8	Indiana	L	61	63
D19	Ohio*	W	93	77
D21	Morehead State*	W	81	73
D28	East Carolina* (V)	W	99	63
D29	Cornell* (V)	W	95	79
D31	Kentucky	L	74	81
J6	LSU*	L	39	51
J9	Tennessee	L	72	80
J13	Mississippi	W	60	57
J16	Alabama*	W	76	60
J20	Georgia*	W	92	77
J23	Auburn	W	75	71
J27	Kentucky*	W	83	66
J30	Florida*	W	92	65
F3	Mississippi State*	W	82	66
F6	LSU	L	79	94
F10	Tennessee*	W	90	62
F13	Mississippi*	W	93	68
F17	Alabama	L	77	88
F20	Georgia	W	77	71
F24	Auburn*	L	68	81
F27	Notre Dame	W	75	66
M2	Florida	L	65	81
M5	Mississippi State	L	68	73
M11	LSU (S)	L	80	87
M18	Utah State (N1)	W	80	77
M20	Pittsburgh (N1) [OT]	W	80	74
M25	Kansas (N2)	L	64	77

(V) Music City Invitational Tournament
(S) SEC Tournament, Baton Rouge, La.
(N1) NCAA Tournament, Lincoln Neb.
(N2) NCAA Tournament, Pontiac, Mich.

1988-89 — WON 19, LOST 14 (12-6 in SEC/T2nd)

Head Coach: C. M. Newton

Captains: Barry Booker,
Barry Goheen, Frank Kornet

N25	Michigan #	L	66	91
N26	Chaminade #	W	94	70
N27	Ohio State #	L	82	97
N30	Louisville*	W	65	62
D3	UAB	L	69	76
D7	North Carolina	L	77	89
D10	Kansas State	L	62	71
D14	Auburn*	W	93	77
D19	Murray State*	W	74	57
D22	Dartmouth*	W	92	67
D29	Colgate* \$	W	91	55
D30	Stanford* \$	L	68	89
J4	Alabama*	W	73	53
J7	Kentucky	L	61	70
J11	Mississippi [OT]	W	72	65
J14	Georgia*	W	76	75
J18	LSU	L	84	85
J21	Texas*	W	94	79
J25	Florida* [OT]	L	78	81
J28	Mississippi State	W	80	71
F1	Tennessee*	W	68	56
F4	Alabama	L	67	77
F8	Kentucky*	W	81	51
F11	Mississippi*	W	71	69
F15	Georgia	W	85	72
F18	LSU*	W	108	74

F22	Auburn	W	77	62
F25	Florida [OT]	L	80	83
M1	Mississippi State*	W	77	58
M4	Tennessee	L	61	78
M10	Kentucky (S)	W	77	63
M11	Alabama (S)	L	79	83
M17	Notre Dame (N)	L	65	81

Maui Classic
\$ Music City Invitational Tournament
(S) SEC Tournament
(N) NCAA Tournament

1989-90 — WON 21, LOST 14 NIT CHAMPIONS (7-11 in SEC/T7th)

Head Coach: Eddie Fogler

Captains: Eric Reid,
Derrick Wilcox

N27	SMU	W	65	60
N29	Tennessee Tech*	L	76	89
D3	Virginia*	W	68	64
D6	Louisville	L	75	101
D9	Kansas State*	W	91	81
D16	UAB*	W	87	74
D23	Samford*	W	100	76
D29	Ala.-Anchorage* #	W	85	81
D30	Northwestern* #	W	81	80
J3	Alabama	W	68	67
J6	Kentucky*	W	92	85
J10	Mississippi*	W	86	79
J13	Georgia	L	81	108
J16	LSU	L	72	101
J20	Auburn	L	79	82
J24	Florida	W	71	64
J27	Mississippi State*	W	81	68
J31	Tennessee	L	72	73
F2	Alabama*	L	56	65
F7	Kentucky	L	73	100
F10	Mississippi	L	67	68
F14	Georgia*	L	66	67
F18	LSU*	L	108	121
F20	Auburn*	L	74	87
F24	Florida*	W	67	54
F28	Mississippi State	L	68	83
M3	Tennessee*	W	98	74
M8	Florida (S)	W	68	58
M9	Georgia (S) [OT]	W	78	74
M10	Mississippi (S)	L	62	65
M15	La. Tech* (I) [OT]	W	98	90
M19	Tennessee* (I)	W	89	85
M21	New Orleans* (I)	W	88	65
M26	Penn State (I4)	W	75	62
M28	Saint Louis (I4)	W	74	72

Music City Invitational Tournament
(S) SEC Tournament
(I) National Invitation Tournament
(I4) NIT Final Four

1990-91 — WON 17, LOST 13 (11-7 in SEC/4th)

Head Coach: Eddie Fogler

Captain: Charles Mayes

N14	Arkansas#	L	70	107
N26	UNC-Asheville*	W	103	66
N30	Hawaii \$	W	74	70
D1	George Wash. \$	W	76	74
D4	Indiana*	L	73	84
D8	Virginia	L	56	70
D11	Georgia* [OT]	W	75	74
D20	VMI*	W	79	60
D22	SMU*	W	68	65
D28	Fordham* %	L	65	66
D29	Rice* %	W	75	68

J2	LSU	L	70	87
J5	Alabama*	W	66	55
J8	Tennessee*	W	108	68
J12	Mississippi State	L	62	85
J16	Auburn	W	80	59
J19	Kentucky	L	50	58
J23	Mississippi*	W	89	52
J30	Florida	W	60	57
F2	LSU*	W	63	59
F6	Mississippi State*	W	91	70
F9	Tennessee	L	73	85
F13	Alabama	L	55	66
F16	Auburn*	W	90	70
F20	Kentucky*	W	98	87
F23	Mississippi	L	58	74
F27	Georgia	L	59	72
M2	Florida*	W	82	68
M8	Georgia* (S)	L	72	80
M15	Georgetown (N)	L	60	70

Dodge Preseason NIT
\$ Apple Invitational
% Music City Invitational Tournament
(S) SEC Tournament
(N) NCAA Tournament

1991-92 — WON 15, LOST 15 (6-10 in SEC East/4th)

Head Coach: Eddie Fogler

Captains: Todd Milholland,
Kevin Anglin, Bruce Elder

N25	Tennessee Tech*	W	96	89
N30	SMU	W	67	55
D2	Northwestern	L	81	83
D5	UNC-Wilmington*	W	90	71
D10	Indiana	L	51	88
D19	Mississippi State*	L	71	74
D21	Dayton*	W	84	64
D29	New Hampshire* #	W	100	67
D30	Holy Cross* #	W	76	72
J4	Tennessee	L	75	91
J8	Austin Peay State*	W	83	66
J11	South Carolina*	W	79	75
J15	Kentucky*	L	71	84
J22	Georgia	L	70	72
J25	Florida	L	55	75
J29	Memphis* [OT]	L	70	72
F1	Mississippi	L	72	84
F4	Auburn*	W	89	83
F8	Coll. of Charleston*	W	74	68
F12	Arkansas	L	71	91
F15	LSU*	W	76	69
F19	Alabama	L	64	85
F22	Tennessee*	W	89	84
F26	Georgia*	W	86	67
M1	Kentucky	L	56	80
M4	South Carolina	L	68	77
M7	Florida*	W	82	76
M12	Mississippi State (S)	W	77	55
M13	Kentucky (S)	L	57	76
M19	Rhode Island* (I)	L	63	68

Music City Invitational Tournament
(S) SEC Tournament
(I) National Invitation Tournament

1992-93 — WON 28, LOST 6 SEC EAST CHAMPIONS (14-2 in SEC East/1st)

Coach: Eddie Fogler

Captains: Kevin Anglin,
Bruce Elder

N25	UAB #	W	81	63
N27	Illinois #	L	77	93

N28	Oregon #	W	83	81
D3	Northwestern*	W	86	66
D5	Dayton	W	75	53
D9	Louisville*	W	90	88
D12	SMU*	W	95	86
D18	N. Carolina A&T \$	W	87	51
D19	Austin Peay St. \$	W	116	71
D28	Air Force* %	W	95	50
D29	Bowling Green* %	W	96	69
J2	Alabama*	W	76	73
J6	Memphis	L	78	84
J9	Florida	L	61	62
J13	Kentucky*	W	101	86
J16	Georgia*	W	78	66
J20	Arkansas*	W	102	89
J27	Tennessee	W	82	65
J30	Auburn	W	73	70
F3	South Carolina*	W	76	72
F6	Kentucky	L	67	82
F10	Mississippi*	W	89	59
F13	MTSU*	W	81	51
F17	LSU	W	87	66
F20	Florida*	W	82	64
F24	Georgia [OT]	W	87	83
F27	Mississippi State	W	80	39
M2	Tennessee* [OT]	W	90	82
M6	South Carolina	W	77	73
M12	Alabama (S)	W	76	59
M13	LSU (S)	L	62	72
M18	Boise State (N)	W	92	72
M20	Illinois (N)	W	85	68
M26	Temple (NR)	L	59	67

Great Alaska Shootout
\$ Acme Boot Classic
% Music City Invitational Tournament
(S) SEC Tournament
(N) NCAA Tournament
(NR) NCAA Regionals

1993-94 — WON 20, LOST 12 (9-7 in SEC East/3rd)

Head Coach: Jan van Breda Kolff

Captain: Billy McCaffrey

N26	Penn State*	W	83	60
D1	UT-Martin*	W	102	66
D3	Princeton #	W	61	43
D4	Syracuse #	L	62	78
D8	Wake Forest* [2OT]	W	91	83
D18	Georgia Tech \$ [OT]	L	77	86
D21	Austin Peay State*	W	99	65
D28	Harvard* %	W	74	58
D29	Illinois State* %	W	92	75
J4	Kentucky	L	82	107
J8	South Carolina*	W	97	83
J12	Alabama	L	67	73
J15	LSU*	L	81	83
J19	Georgia	W	71	67
J26	Tennessee*	W	85	73
J29	Florida	L	66	75
F1	Arkansas	L	76	89
F6	Louisville	L	62	78
F9	Auburn*	W	84	60
F12	South Carolina	W	96	91
F16	Mississippi State*	W	84	67
F19	Kentucky*	L	69	77
F23	Mississippi [OT]	L	72	77
F26	Florida*	W	82	78
M1	Tennessee	W	84	67
M5	Georgia*	W	67	57
M10	Auburn (S)	L	56	81
M16	Oklahoma (I)	W	77	67
M21	New Orleans* (I)	W	78	59
M23	Clemson* (I)	W	89	74
M28	Kansas State (I4)	W	82	76



ANNUAL RECORDS

M30 Villanova (I4) L 73 80
Carrier Classic
\$ Kuppenheimer Classic
% Music City Invitational Tournament
(S) SEC Tournament
(I) National Invitation Tournament
(I4) NIT Final Four

1994-95 — WON 13, LOST 15
(6-10 in SEC East/4th)

Head Coach: Jan van Breda Kolff
Captains: Ronnie McMahan,
Frank Seckar

N26	Samford*	W	75	51
N30	Tennessee Tech*	W	90	56
D3	Penn State	L	73	95
D6	Virginia*	W	70	65
D11	UNC-Asheville*	W	82	44
D21	Austin Peay St.* [OT]	W	81	78
D28	Cleveland State #	W	93	64
D29	Arizona State #	L	61	67
J4	Alabama* [OT]	W	75	74
J7	Florida	L	62	72
J11	Georgia	L	62	65
J15	Tennessee*	L	63	67
J21	Kentucky	L	68	81
J25	Mississippi*	W	82	75
J29	Wake Forest	L	51	63
F1	MTSU [OT]	L	90	93
F4	South Carolina*	L	74	76
F8	Auburn	W	77	59
F11	Arkansas* [OT]	L	94	97
F15	Georgia*	W	83	77
F18	South Carolina [OT]	W	91	83
F22	Mississippi State	L	48	76
F25	Kentucky*	L	60	71
M1	Tennessee	L	58	62
M5	Florida*	L	58	69
M9	LSU (S)	W	85	61
M10	Arkansas (S)	L	72	73

Arizona State Tribune Classic
(S) SEC Tournament

1995-96 — WON 18, LOST 14
(7-9 in SEC East/4th)

Head Coach: Jan van Breda Kolff
Captains: Frank Seckar,
Malik Evans

N20	North Carolina #	L	63	71
N21	Chaminade #	W	96	71
N22	UCLA #	W	75	71
N27	Wofford*	W	97	59
D2	Furman*	W	87	63
D5	Virginia	W	61	48
D7	UNC-Asheville*	W	80	66
D9	Rice*	L	77	78
D12	Tennessee State*	W	93	74
D17	N. Carolina A&T*	W	96	81
D23	MTSU*	W	70	56
D30	Boston College*	L	74	90
J3	Alabama	L	71	80
J6	Tennessee*	W	65	55
J10	LSU*	L	68	71
J13	Arkansas	W	80	73
J17	South Carolina [OT]	L	83	87
J20	Evansville*	W	75	61
J24	Florida	L	55	77
J27	Georgia*	W	66	62
J31	Auburn*	W	76	62
F7	Kentucky*	L	81	120
F10	Mississippi	L	55	78
F13	Florida*	W	70	56

F17	South Carolina*	W	107	97
F21	Georgia	L	68	77
F24	Tennessee	L	79	94
F28	Mississippi State*	W	69	64
M2	Kentucky	L	63	101
M7	Auburn (S)	L	65	68
M13	Ark.-Little Rock* (I)	W	86	80
M18	South Carolina (I)	L	70	80

Maui Invitational, Lahaina, Maui
(S) SEC Tournament
(I) National Invitation Tournament

1996-97 — WON 19, LOST 12
(9-7 in SEC East/4th)

Head Coach: Jan van Breda Kolff
Captain: Howard Pride

N20	Valparaiso* #	W	74	66
N22	Duke #	L	57	86
D4	UAB*	W	66	62
D7	Memphis	W	66	59
D9	Boston College	L	52	59
D15	Nicholls State*	W	85	37
D19	Ala.-Huntsville*	W	60	47
D21	Tennessee Tech*	W	82	61
D23	Miss. Valley State*	W	92	56
D29	Evansville	L	61	66
D31	Saint Louis*	W	81	61
J4	Alabama*	W	92	84
J8	Georgia*	L	53	61
J11	Tennessee	L	65	75
J15	LSU	W	69	62
J18	Mississippi*	W	67	64
J22	Kentucky \$	L	46	58
J25	Mississippi State	L	53	60
J29	South Carolina*	L	64	65
F1	Florida	W	74	63
F5	Memphis*	W	69	62
F8	Arkansas* [OT]	W	87	83
F12	Tennessee*	W	66	53
F15	Auburn	W	75	61
F19	Georgia	W	86	80
F22	Kentucky*	L	79	82
F26	South Carolina	L	53	74
M1	Florida*	W	79	72
M6	Mississippi State (S)	W	73	67
M7	Mississippi (S)	L	62	64
M13	Xavier (N)	L	68	80

Preseason NIT
\$ at Riverfront Coliseum,
Cincinnati, Ohio
(S) SEC Tournament
(N) NCAA Tournament

1997-98 — WON 20 LOST 13
(7-9 in SEC East/5th)

Head Coach: Jan van Breda Kolff
Captains: Drew Maddux,
Austin Bates, Billy Di Spaltro

N15	East Tennessee St.*	W	81	53
N18	Furman*	W	102	55
N21	Memphis*	W	86	77
N24	Tennessee State*	W	94	64
N26	UT-Martin*	W	87	57
N29	Ohio State	W	64	54
D3	St. Louis	L	74	78
D9	UAB	W	85	74
D18	UNC-Greensboro*	W	83	65
D22	Oregon*	W	69	58
D28	New Mexico St. #	W	79	72
D29	Kansas #	L	82	89
D30	Nebraska #	W	80	69
J3	Kentucky	L	62	71

J7	South Carolina	L	70	71
J10	Tennessee*	W	80	79
J14	Alabama	W	72	69
J17	Mississippi State*	W	77	73
J19	Florida	L	69	85
J27	Kentucky*	L	61	63
J31	Georgia	W	68	64
F3	South Carolina*	L	61	65
F7	Arkansas	L	83	93
F11	Mississippi	L	76	87
F14	Georgia*	L	62	81
F18	Auburn*	W	82	66
F21	Tennessee	L	76	90
F25	LSU*	W	60	58
F28	Florida*	W	73	56
M5	Alabama (S)	L	62	72
M11	St. Bonaventure* (I)	W	73	61
M17	at Wake Forest (I)	W	72	68
M19	at Georgia (I)	L	65	79

Rainbow Classic
(S) SEC Tournament
(I) National Invitation Tournament

1998-99 — WON 14, LOST 15
(5-11 in SEC East/5th)

Head Coach: Jan van Breda Kolff
Captain: Vince Ford

N9	Providence #	W	72	66
N10	Rhode Island #	L	69	82
N14	Army*	W	92	41
N16	Austin Peay*	W	89	79
N21	Notre Dame*	W	68	63
N24	Morehead State*	W	79	69
N28	Ohio State* [OT]	W	92	86
N30	Florida A&M*	W	83	72
D5	Memphis	L	56	65
D19	Campbell*	W	90	46
D22	Oregon	L	70	90
D30	Alabama A&M*	W	113	71
J2	Mississippi*	W	79	64
J6	Florida	L	59	90
J9	Kentucky*	L	57	73
J13	Georgia	L	63	70
J20	South Carolina*	W	77	66
J23	LSU	L	59	64
J27	Tennessee*	L	67	78
J30	South Carolina	L	57	69
F3	Georgia*	L	67	82
F6	Arkansas*	W	73	69
F10	Mississippi State	L	62	67
F13	Tennessee	L	62	63
F17	Auburn	L	63	81
F21	Alabama* [OT]	W	81	75
F24	Kentucky	L	63	88
F27	Florida* [OT]	W	71	70
M4	Mississippi State (S)	L	58	76

CoSIDA Classic
(S) SEC Tournament

1999-00 — WON 19, LOST 11
(8-8 in SEC East/4th)

Head Coach: Kevin Stallings
Captains: Dan Langhi,
Atiba Prater, James Strong

N23	Belmont*	W	72	55
N27	Tennessee-Martin*	W	87	64
N29	East Tennessee St.*	W	70	55
D4	Notra Dame	W	87	85
D7	Hofstra*	W	74	46
D11	Wofford*	W	92	61
D18	Western Kentucky*	W	101	77
D20	Stetson*	W	94	62

D22	Florida State	L	65	70
D29	William & Mary*	W	81	60
J5	Florida*	W	87	77
J8	Kentucky	L	52	72
J12	Tennessee	W	76	73
J15	LSU*	W	65	62
J22	Kentucky* [OT]	L	73	81
J26	South Carolina	W	61	60
J28	Florida	L	63	89
F2	Georgia	W	67	58
F6	Boston College*	W	76	58
F9	Mississippi State*	W	65	64
F12	Alabama	L	63	77
F16	Auburn*	L	80	86
F19	Tennessee*	W	85	72
F23	Arkansas	L	63	78
F26	Mississippi	L	67	75
M1	Georgia*	W	101	89
M4	South Carolina*	L	71	72
M9	Mississippi State (S)	W	76	53
M10	LSU (S)	L	60	71
M14	Wake Forest (N)	L	68	83

(S) SEC Tournament
(N) NIT

2000-01 — WON 15, LOST 15
(4-12 in SEC East/6th)

Head Coach: Kevin Stallings
Captains: Greg LaPointe,
Anthony Williams

N17	South Carolina St.*#	W	65	60
N18	Western Carolina*#	W	85	63
N19	St. Joseph's*#	W	78	76
N22	James Madison*	W	84	70
N24	East Tennessee St.*	W	87	76
N28	Western Kentucky	W	70	66
D2	Notre Dame*	L	74	77
D5	B'ham Southern*	W	70	65
D9	Florida State*	W	72	60
D16	Furman*	W	78	64
D21	Wofford*	W	75	53
D30	Boston College	L	74	97
J6	Mississippi*	L	68	81
J10	LSU	W	71	67
J13	Arkansas*	W	81	64
J17	South Carolina	L	49	57
J20	Florida	W	63	61
J24	Georgia*	L	73	82
J27	Kentucky	L	75	86
J31	Alabama*	W	68	62
F3	Tennessee	L	50	72
F7	Belmont*	W	81	67
F10	South Carolina*	L	65	70
F14	Georgia	L	68	70
F17	Kentucky*	L	74	79
F21	Mississippi State	L	63	80
F24	Tennessee*	L	70	78
F28	Florida*	L	62	72
M3	Auburn	L	66	69
M8	Alabama (S)	L	59	78

America's Youth Classic
(S) SEC Tournament

2001-02 — WON 17, LOST 15
(6-10 in SEC East/T5th)

Head Coach: Kevin Stallings
Captains: Darius Coulibaly,
Sam Howard, Chuck Moore

N16	Liberty*	W	96	61
N19	Connecticut	L	71	84
N23	Hampton%	W	100	85
N24	Monmouth%	L	67	81



ANNUAL RECORDS

N25	Chattanooga%	W	69	57
N29	Cal Poly SLO*	W	69	64
D2	Western Kentucky*^	W	80	75
D5	Southeast Missouri*	W	76	71
D8	Centenary*	W	77	75
D10	Tulane	L	77	87
D20	American*	W	85	57
D22	East Tennessee St.*	W	86	77
D29	Morehead State*	W	83	73
J5	Georgia	L	69	82
J9	Alabama	L	79	92
J12	Florida*	L	85	95
J16	Auburn*	W	73	67
J19	South Carolina	W	60	51
J26	Georgia*	W	86	84
J30	Mississippi	L	61	73
F2	Tennessee*	L	65	67
F6	LSU*	W	68	63
F9	Florida	L	54	80
F13	Kentucky	L	59	67
F16	South Carolina*	L	43	66
F20	Mississippi State*	L	43	66
F23	Tennessee	W	67	62
F27	Kentucky*	W	86	73
M2	Arkansas	L	67	81
M7	vs. LSU (S)	L	62	69
M13	Houston* (N)	W	59	50
M15	Louisiana Tech (N)	L	68	83

%Hawaii Pacific Thanksgiving Classic, Honolulu, Hawaii
^Gaylord Entertainment Center, Nashville, Tenn.
(S) SEC Tournament
(N) NIT

2002-03 — WON 11, LOST 18 (3-13 in SEC East/6th)

Head Coach: Kevin Stallings
Captains: Matt Freije, Russell Lakey

N22	Southeastern La.*	W	80	58
N24	Alabama A&M*	W	68	40
N26	Georgia Southern*	W	96	60
D1	Connecticut*	L	70	76
D4	East Tennessee St.*	W	86	75
D7	Tulane*	W	66	46
D9	Indiana	L	56	73
D15	High Point*	W	81	75
D21	Michigan	L	66	70
D30	Notre Dame	L	63	76
J2	Coll. of Charleston*	W	70	53
J8	Auburn	L	59	62
J11	Alabama*	W	70	69
J14	Kentucky*	L	52	74
J18	Tennessee	L	66	71
J22	Florida	L	75	87
J29	Georgia*	W	94	91
F1	Ole Miss*	W	76	68
F5	Mississippi State	L	60	82
F8	South Carolina*	L	72	84
F12	LSU	L	60	79
F15	Georgia	L	70	83
F22	Florida* [OT]	L	74	77
F26	Arkansas*	L	50	60
M1	South Carolina	L	64	76
M5	Kentucky	L	44	106
M8	Tennessee*	L	65	70
M13	vs. Alabama (S)	W	82	69
M14	vs. Kentucky (S)	L	63	81

(S) SEC Tournament

2003-04 — WON 23, LOST 10 (8-8 in SEC East/T3rd)

Head Coach: Kevin Stallings
Captains: Matt Freije, Scott Hundley, Russell Lakey, Martin Schnedlitz

N21	Belmont	W	74	59
N24	Indiana*	W	73	60
N29	UT-Martin*	W	94	60
D3	IUPUI*	W	86	68
D6	Michigan*	W	83	63
D10	Tennessee State*	W	85	64
D13	Tennessee Tech*	W	98	79
D20	Wofford*	W	90	59
D22	Appalachian State*	W	63	48
D30	Lehigh*	W	85	59
J3	TCU	W	95	60
J7	Auburn*	W	59	53
J10	Kentucky	L	63	75
J14	Tennessee	L	66	76
J17	Florida*	W	86	72
J24	Arkansas	L	62	70
J28	South Carolina*	L	55	57
J31	Kentucky*	W	66	60
F7	Florida	L	71	81
F11	Georgia*	W	61	39
F14	South Carolina	L	75	82
F18	Alabama	W	70	67
F21	LSU*	W	74	54
F25	Ole Miss	W	77	65
F28	Mississippi State*	L	69	72
M3	Tennessee*	W	61	58
M6	Georgia	L	61	71
M11	Ole Miss (S)	W	70	50
M12	Miss. State (S) [OT]	W	74	70
M13	Florida (S)	L	69	91
M19	Western Michigan (N1)	W	71	58
M21	N.C. State (N1)	W	75	73
M25	Connecticut (N2)	L	53	73

(S) SEC Tournament
(N1) NCAA Tournament; Orlando, Fla.
(N2) NCAA Tournament; Phoenix, Ariz.

2004-05 — WON 20, LOST 14 (8-8 in SEC East/3rd)

Head Coach: Kevin Stallings
Captains: Jason Holwerda, Corey Smith, Dawid Przybyszewski

N19	Toledo*	W	73	57
N21	Tennessee State*	W	87	65
N23	Cal State Northridge	W	93	75
N26	Southern Illinois%	L	53	67
N27	Arizona State%	L	68	87
D1	Austin Peay*	W	74	58
D4	Oregon-2	L	65	75
D9	Cincinnati	L	72	88
D18	TCU*	W	78	55
D20	Central Michigan*	W	86	54
D22	Appalachian State*	W	68	51
D29	Dayton*	W	90	74
J2	Louisiana-Lafayette*	W	71	44
J5	Alabama*	W	70	56
J8	Tennessee	W	88	63
J12	Kentucky	L	54	69
J15	Florida*	L	65	82
J22	Georgia	L	59	68
J26	South Carolina	L	63	68
J29	Ole Miss*	W	73	51
F2	Tennessee*	W	67	62
F5	Kentucky*	L	70	84

F7	Texas-Pan American*	W	90	54
F12	Mississippi State	L	54	60
F16	Auburn	W	67	43
F19	Arkansas*	W	79	65
F23	Florida	L	61	69
F26	Georgia*	W	65	37
M2	South Carolina*	W	75	65
M5	LSU	L	69	81
M10	Auburn (S)	L	73	77
M16	Indiana (I)	W	67	60
M21	Wichita State* (I)	W	65	63
M23	Memphis (I)	L	68	81

% Las Vegas Invitational Tournament
(S) SEC Tournament, Atlanta, Ga.
(I) NIT

2005-06 — WON 17, LOST 13 (7-9 in SEC East/4th)

Head Coach: Kevin Stallings
Captains: Dan Cage, Julian Terrell

N16	Jacksonville State*	W	67	46
N20	Furman*	W	81	60
N22	UNC Greensboro	W	85	53
N26	Georgetown	W	68	61
N30	Oregon*	W	76	75
D10	Cincinnati*	L	83	92
D17	Alabama A&M*	W	74	58
D20	New Orleans*	W	78	72
D22	IUPUI*	W	53	45
D30	Dayton	W	63	60
J3	Georgia Tech	L	67	76
J7	Auburn*	W	74	50
J10	Kentucky	W	57	52
J14	Arkansas	L	66	78
J18	South Carolina*[OT]	L	64	66
J21	Mississippi State*	W	80	52
J28	Florida	L	58	81
F1	Tennessee	L	62	69
F4	Georgia*	L	73	74
F8	Alabama [OT]	L	74	77
F11	Kentucky*	W	84	81
F15	Florida*	L	68	73
F18	Georgia	W	72	55
F22	LSU*	L	66	77
F25	South Carolina	W	57	56
M1	Ole Miss	W	77	62
M4	Tennessee*	L	59	68
M9	Auburn (S)	W	76	71
M10	LSU (S)	L	73	92
M15	Notre Dame (I)	L	69	79

(S) SEC Tournament, Nashville, Tenn.
(I) NIT

2006-07 — WON 22, LOST 12 (10-6 in SEC East/2nd)

Head Coach: Kevin Stallings
Captains: Derrick Byars, Dan Cage, Ted Skuchas

N15	Georgetown*	L	70	86
N21	Wake Forest	L	78	88
N25	Elon*	W	81	70
N28	Furman*	L	62	70
D2	Toledo* [OT]	W	98	93
D5	ETSU*	W	104	62
D7	Lipscomb*	W	59	50
D9	Ga. Tech*	W	73	64
D16	Nicholls St.*	W	76	40
D19	UPR-Mayaguez%	W	102	59
D20	Tennessee Tech%	W	75	62
D21	App. St. [OT]	L	79	87
D29	Alabama A&M*	W	86	47

J2	Rice	W	74	69
J6	Auburn	L	65	68
J10	Tennessee*	W	82	81
J13	Georgia	L	73	85
J17	Alabama*	W	94	73
J20	Kentucky	W	72	67
J24	LSU	W	64	53
J27	Ole Miss*	W	85	80
J31	Florida	L	64	74
F3	Georgia*	W	66	61
F10	Tennessee	L	57	84
F14	South Carolina*	W	78	68
F17	Florida*	W	83	70
F21	Mississippi State	L	70	83
F25	Kentucky*	W	67	65
F28	South Carolina [OT]	W	99	90
M3	Arkansas*	L	67	82
M9	Arkansas (S)	L	71	72
M15	G. Washington (N1)	W	77	44
M17	Wash. St. (N1) [2OT]	W	78	74
M23	Georgetown (N2)	L	65	66

(%) San Juan Shootout, San Juan, P.R.
(S) SEC Tournament, Atlanta, Ga.
(N1) NCAA Tournament; Sacramento, Calif.
(N2) NCAA Tournament; East Rutherford, N.J.

2007-08 — WON 26, LOST 8 (10-6 in SEC East/3rd)

Head Coach: Kevin Stallings
Captains: Shan Foster, Alex Gordon, Ross Neltner

N10	Austin Peay*+	W	81	67
N13	Toledo	W	77	70
N20	Valparaiso*+	W	87	78
N23	Utah State^	W	77	56
N24	Bradley^	W	95	86
N29	South Alabama* [2OT]	W	91	88
D1	Georgia Tech*	W	92	79
D5	Wake Forest*	W	83	80
D8	Lipscomb*	W	90	67
D12	DePaul [OT]	W	91	85
D22	Tennessee State*	W	83	74
D29	UT Martin*	W	92	85
D31	Iona*	W	97	73
J3	Rice*	W	76	58
J5	Massachusetts*	W	97	88
J9	South Carolina*	W	80	73
J12	Kentucky [2OT]	L	73	79
J17	Tennessee	L	60	80
J19	LSU	W	92	76
J27	Florida	L	64	86
J30	Ole Miss	L	58	74
F2	Auburn*	W	78	71
F6	Georgia	W	67	59
F9	South Carolina	W	66	65
F12	Kentucky*	W	93	52
F16	Florida*	W	61	58
F23	Georgia*	W	86	74
F26	Tennessee*	W	72	69
M1	Arkansas	L	73	78
M5	Mississippi State* [OT]	W	86	85
M8	Alabama [OT]	L	73	78
M13	Auburn (S)	W	93	82
M14	Arkansas (S)	L	65	81
M21	Siena (N1)	L	62	83

(+) South Padre Invitational, Nashville, Tenn.
(^) South Padre Invitational, South Padre Island, Texas
(S) SEC Tournament, Atlanta, Ga.
(N1) NCAA Tournament; Tampa, Fla.



ANNUAL RECORDS

2008-09 — WON 19, LOST 12 (8-8 in SEC East/5th)

Head Coach: Kevin Stallings

Captains: George Drake,
Jermaine Beal

N16	Morehead State*#	W	74	48
N20	Illinois*	L	63	69
N24	MTSU*	W	65	57
N26	Central Arkansas*#	W	83	62
N29	Drake^	W	72	57
N30	VCU^	W	71	66
D3	UIC*	L	55	74
D6	Georgia Tech	L	51	63
D10	Alabama A&M*	W	78	55
D16	South Florida\$	W	71	52
D20	Tennessee Tech*	W	83	63
D22	Furman*	W	68	49
D31	Saint Francis*	W	84	55
J3	Massachusetts	W	78	48
J10	Kentucky	L	60	70
J14	Georgia*	W	50	40
J17	Mississippi State	L	66	73
J20	Tennessee*	L	63	76
J25	Florida*	L	69	94
J28	South Carolina	L	76	86
J31	Auburn	W	82	75
F5	Alabama*	W	79	74
F7	Ole Miss*	W	71	61
F14	Tennessee	L	50	69
F17	Kentucky*	W	77	64
F21	Florida	L	68	82
F25	Georgia	L	57	61
F28	South Carolina*	W	96	83
M4	LSU	W	75	67
M8	Arkansas*	W	75	58
M12	Alabama (S)	L	75	82

(#) Cancun Challenge, Nashville, Tenn.
 (^) Cancun Challenge, Cancun, Mexico
 (\$) SEC/Big East Invitational,
 Nashville, Tenn.
 (S) SEC Tournament, Atlanta, Ga.

2009-10 — WON 24, LOST 9 (12-4 in SEC East/2nd)

Head Coach: Kevin Stallings

Captains: Jermaine Beal,
A.J. Ogilvy

N16	Lipscomb*	W	95	73
N20	Saint Mary's	W	72	70
N23	Cincinnati#	L	58	67
N24	Chaminade#	W	68	41
N25	Arizona#	W	84	72
D2	Missouri*	W	89	83
D5	DePaul*	W	67	54
D8	Illinois	L	68	79
D11	Western Kentucky^	L	69	76
D19	Tennessee State*	W	84	71
D21	Mercer*	W	99	59
D30	Manhattan*	W	86	48
J2	Southern Miss*	W	82	46
J4	MTSU*	W	73	53
J9	Florida*	W	95	87
J13	Alabama	W	65	64
J16	South Carolina	W	89	79
J23	Auburn*	W	82	74
J27	Tennessee	W	85	76
J30	Kentucky	L	72	85
F3	Mississippi State*	W	75	72
F6	Georgia	L	58	72
F9	Tennessee*	W	90	71
F13	LSU*	W	77	69

F18	Ole Miss	W	82	78
F20	Kentucky	L	56	58
F25	Georgia* (OT)	W	96	94
F27	Arkansas	W	89	72
M2	Florida	W	64	60
M6	South Carolina*	L	73	77
M12	Georgia (S)	W	78	66
M13	Mississippi State (S)	L	52	62
M18	Murray State (N1)	L	65	66

(#) 2009 EA Sports Maui Invitational,
 Lahaina, Hawaii
 (^) Sun Belt Challenge, Nashville, Tenn.
 (S) SEC Tournament, Nashville, Tenn.
 (N1) NCAA Tournament, San Jose, Calif.

2010-11 — WON 23, LOST 11 (9-7 in SEC East/3rd)

Head Coach: Kevin Stallings

Captains: Jeffery Taylor,
Brad Tinsley

N12	Presbyterian*	W	88	47
N18	Nebraska#	W	59	49
N19	West Virginia#	L	71	74
N21	North Carolina#	W	72	65
N24	Grambling State*	W	92	59
N27	Appalachian State*	W	86	73
D1	Western Kentucky*	W	82	62
D4	Belmont*	W	85	76
D8	Missouri (OT)	L	82	85
D18	S.E. Louisiana*	W	85	52
D21	MTSU	W	72	53
D29	Marquette*	W	77	76
J2	Davidson*	W	80	52
J8	South Carolina (OT)	L	75	83
J12	Georgia*	W	73	66
J15	Tennessee	L	64	67
J19	Ole Miss*	W	84	74
J22	Saint Mary's*	W	89	70
J27	Mississippi State	W	81	74
J29	Arkansas*	L	78	89
F1	Florida (OT)	L	61	65
F5	South Carolina*	W	78	60
F10	Alabama*	W	81	77
F12	Kentucky*	W	81	77
F16	Georgia	W	64	56
F19	Auburn	W	77	60
F22	Tennessee*	L	51	60
F26	LSU	W	90	69
M1	Kentucky	L	66	68
M5	Florida*	L	76	86
M10	LSU (S)	W	62	50
M11	Mississippi State (S)	W	87	81
M12	Florida (S)	L	66	77
M17	Richmond (N1)	L	66	69

(#) 2010 Honda Puerto Rico Tip-Off,
 San Juan, Puerto Rico
 (S) SEC Tournament, Nashville, Tenn.
 (N1) NCAA Tournament, Denver, Colo.

2011-12 — WON 25, LOST 11 (10-6 in SEC/3rd)

SEC CHAMPIONS

Head Coach: Kevin Stallings

Captains: Festus Ezeli,
John Jenkins

N11	Oregon*	W	78	64
N13	Cleveland St.*^	L	58	71
N15	Bucknell*^	W	80	68
N19	N.C. State#	W	86	79

N21	Oregon State#	W	64	62
N25	Monmouth*	W	95	73
N28	Xavier* (OT)	L	70	82
D2	Louisville (OT)	L	60	62
D7	Davidson	W	87	83
D17	Indiana State*	L	55	61
D19	Longwood*	W	99	71
D21	Lafayette*	W	89	58
D29	Marquette	W	74	57
J2	Miami (Ohio)*	W	69	62
J7	Auburn*	W	65	35
J10	South Carolina	W	67	57
J14	Georgia*	W	77	66
J19	Alabama	W	69	59
J21	Mississippi St.* (OT)	L	77	78
J24	Tennessee*	W	65	47
J28	MTSU*	W	84	77
J31	Arkansas	L	74	82
F4	Florida	L	65	73
F8	LSU*	W	76	61
F11	Kentucky*	L	63	69
F16	Ole Miss	W	102	76
F19	Georgia	W	61	52
F22	South Carolina*	W	59	48
F25	Kentucky	L	74	83
F28	Florida*	W	77	67
M3	Tennessee	L	61	68
M9	Georgia (S)	W	63	41
M10	Ole Miss (S)	W	65	53
M11	Kentucky (S)	W	71	64
M15	Harvard (N1)	W	79	70
M16	Wisconsin (N1)	L	57	60

(^) 2011 TicketCity Legends Classic,
 Nashville, Tenn.
 (#) 2011 TicketCity Legends Classic,
 East Rutherford, N.J.
 (S) SEC Tournament, New Orleans, La.
 (N1) NCAA Tournament, Albuquerque,
 N.M.



SERIES RECORDS

Vanderbilt's Series Record Vs. All Opponents

Opponent	W	L	Opponent	W	L	Opponent	W	L	Opponent	W	L
Air Force	2	0	East Tennessee State	8	0	Michigan State	1	0	Southern Illinois	1	1
Alabama	65	65	Eastern Kentucky	3	0	Middle Tennessee St.	29	4	Southern (Ky.)	1	0
Alabama A&M	5	0	Elon	1	0	Milligan	1	0	Southern Methodist	14	6
Ala.-Birmingham	4	1	Evansville	2	4	Minnesota	0	4	Southern Mississippi	1	1
Ala.-Huntsville	1	0	Florida	64	60	Mississippi	74	39	Southwestern	7	0
Alaska-Anchorage	2	0	Florida A&M	1	0	Mississippi State	74	45	St. Bonaventure	1	0
American	1	0	Florida State	3	1	Miss. Valley State	1	0	St. John's (N.Y.)	1	5
Appalachian State	3	1	Fordham	0	1	Missouri	3	2	St. Joseph's (Pa.)	1	0
Arizona	2	0	Franklin (Ind.)	0	1	Monmouth	1	1	Stanford	0	2
Arizona State	0	3	Furman	6	1	Morehead State	4	0	Stetson	1	0
Arkansas	9	17	Georgetown	1	3	Murray State	3	2	SW Presbyterian	6	1
Arkansas-Little Rock	1	0	Georgetown (Ky.)	1	0	Navy	2	2	Syracuse	1	1
Arkansas State	3	0	George Washington	2	0	Nebraska	5	2	Temple	1	2
Army	3	0	Georgia	88	48	New Hampshire	1	0	Tennessee	70	111
Auburn	82	51	Georgia Southern	1	0	New Mexico	3	0	Tenn.-Chattanooga	13	3
Austin Peay	13	1	Georgia State	1	0	New Mexico State	3	0	Tennessee-Martin	5	0
Baylor	8	1	Georgia Tech	39	32	New Orleans	3	0	Tennessee State	7	0
Belmont	4	0	Grambling State	1	0	New York University	1	1	Tennessee Tech	14	5
Birmingham Southern	1	1	Hampton	1	0	Nicholls State	2	0	Texas	4	2
Boise State	1	0	Hardin Simmons	1	0	North Alabama	2	0	Texas A&M	1	0
Boston College	4	4	Harvard	2	0	North Carolina	4	6	TCU	4	1
Bowling Green	2	0	Hawaii	2	0	North Carolina A&T	2	0	Texas-Pan American	1	0
Bradley	3	0	Hendrix	1	0	UNC-Asheville	3	0	Texas Tech	6	2
Brigham Young	1	0	High Point	1	0	UNC-Charlotte	0	1	Texas Wesleyan	1	0
Bucknell	1	0	Hofstra	1	0	UNC-Greensboro	2	0	Toledo	4	0
Butler	0	3	Holy Cross	2	1	North Carolina State	3	1	Transylvania	1	0
Cal-L.A. (UCLA)	1	0	Houston	1	1	UNC-Wilmington	1	0	Tulane	23	11
Cal-St. Long Beach	1	0	Howard	2	1	Northwestern	4	1	Tulsa	1	0
Cal-St. Northridge	1	0	Illinois	3	6	Notre Dame	4	5	Union	2	0
Cal-St. Poly Pomona	3	0	Illinois Chicago	0	1	Ohio	1	0	Utah State	2	0
Cal-St. Poly SLO	1	0	Illinois State	1	0	Ohio State	4	3	Valparaiso	2	0
Calumet	2	1	Indiana	3	6	Oklahoma	2	0	Vermont	2	0
Campbell	1	0	IUPUI	2	0	Oklahoma State	1	1	Villanova	0	1
Carson-Newman	1	0	Indiana State	1	2	Oregon	5	2	Virginia	5	1
Centenary	1	0	Iona	2	0	Oregon State	1	0	Va. Commonwealth	2	0
Central (Ky.)	1	2	Iowa State	3	4	Pennsylvania	2	1	Va. Military Institute	3	0
Central Arkansas	1	0	Jacksonville	1	1	Penn State	2	1	Virginia Tech	2	5
Central Michigan	1	0	Jacksonville State	1	0	Pittsburg (Kansas)	0	1	Virginia Union	1	0
Central (Mo.)	1	0	James Madison	1	0	Pittsburgh	1	1	Wabash	0	3
Centre	1	2	Kansas	2	2	Portland	2	0	Wake Forest	5	4
Chaminade	3	0	Kansas State	4	5	Presbyterian	1	0	Washington (Mo.)	1	1
Chicago	1	0	Kentucky	45	136	Princeton	4	0	Washington & Lee	2	1
Cincinnati	1	6	Lafayette	1	0	Providence	1	0	Washington State	1	0
The Citadel	5	0	La Salle	1	0	PR-Mayaguez	1	0	Western Carolina	2	0
Clemson	8	5	Lehigh	2	0	Purdue	1	1	Western Kentucky	14	11
Cleveland State	1	1	Liberty	1	0	Rhode Island	0	2	Western Michigan	1	0
Colgate	1	0	Lipscomb	22	4	Rice	15	3	Wichita State	1	0
College of Charleston	2	0	Longwood	1	0	Richmond	2	1	William & Mary	4	0
Columbia	2	1	Louisiana-Lafayette	2	0	Saint Francis	1	0	Wisconsin	0	1
Columbia Union	1	0	Louisiana State	60	48	Saint Louis	5	3	Wittenberg	1	2
Connecticut	0	3	Louisiana Tech	1	1	Saint Mary's	2	0	Wofford	4	0
Cornell	2	0	Louisville	7	9	Samford	4	0	Wyoming	1	0
Creighton	0	3	Loyola (Chicago)	0	3	San Francisco	1	0	Xavier (Ohio)	0	4
Cumberland	25	3	Loyola (New Orleans)	0	1	Seton Hall	1	0	Yale	4	1
Dartmouth	2	2	Manhattan	2	0	Sewanee	46	4	Others	125	89
Davidson	4	1	Marquette	3	3	Siena	0	1	Total	1,500	1,037
Dayton	4	0	Maryland	0	1	South Alabama	1	0			
DePaul	3	0	Maryville	1	0	South Carolina	26	24			
DePauw	0	1	Massachussetts	2	0	South Carolina State	1	0			
Drake	1	1	Memphis	8	6	South Florida	2	1			
Drury	1	0	Mercer	9	5	SE Missouri State	1	0			
Duke	5	10	Miami (Ohio)	4	1	Southeastern La.	2	0			
East Carolina	1	0	Michigan	2	6	Southern Cal (USC)	1	4			



SERIES RESULTS

Game-by-Game Results Against Each Opponent

Air Force (2-0)	1972-73	L	77-83	H	2006-07	W	86-47	H	Army (3-0)	1971-72	W	85-77	H					
1983-84	W	69-52	N		2008-09	W	78-55	H	1961-62	W	67-52	H	1972-73	W	93-87	A		
1992-93	W	95-50	N						1965-66	W	71-62	N	1972-73	L	77-81	A		
									1998-99	W	92-41	H	1973-74	W	98-70	H		
Alabama (65-65)	1974-75	L	77-104	A	Ala.-Birmingham (4-1)	1988-89	L	69-76	A	Auburn (82-51)	1920-21	L	7-27	H	1974-75	W	96-51	H
1923-24	L	25-26	A		1989-90	W	87-74	H	1926-27	W	39-35	H	1974-75	L	89-93	A		
1924-25	L	22-39	A		1992-93	W	81-63	N	1927-28	L	28-62	A	1975-76	W	85-78	H		
1925-26	L	19-23	A		1996-97	W	66-62	H	1929-30	W	29-27	A	1975-76	W	71-59	A		
1929-30	L	18-36	A		1997-98	W	85-74	A	1930-31	W	36-26	A	1976-77	W	80-72	H		
1930-31	L	29-36	A						1931-32	L	25-42	A	1976-77	L	69-74	A		
1931-32	W	39-32	A		Ala.-Huntsville (1-0)	1996-97	W	60-47	H	1931-32	L	23-36	H	1977-78	L	71-76	H	
1932-33	L	22-37	H						1932-33	L	23-38	A	1977-78	L	61-74	A		
1933-34	L	32-38	H		Alaska-Anch. (2-0)	1981-82	W	72-68	H	1932-33	W	25-24	H	1978-79	W	91-78	H	
1934-35	W	34-33	A		1989-90	W	85-81	H	1933-34	W	21-20	A	1978-79	W	57-55	A		
1935-36	L	30-32	H						1933-34	W	31-22	H	1979-80	W	66-59	H		
1935-36	L	28-33	A		American (1-0)	2001-02	W	85-57	H	1934-35	W	48-33	A	1979-80	L	53-59	N	
1936-37	W	23-19	A						1934-35	W	37-27	H	1980-81	W	66-57	H		
1936-37	L	19-29	H		Appalachian State (3-1)	2003-04	W	63-48	H	1935-36	W	41-24	H	1980-81	W	77-73	A	
1937-38	W	39-36	A		2004-05	W	68-51	H	1938-39	W	37-25	A	1981-82	L	55-69	H		
1937-38	W	46-26	H		2006-07	L	79-87	N	1938-39	W	47-27	H	1981-82	W	78-69	H		
1937-38	W	50-26	N		2010-11	W	86-73	H	1939-40	W	37-32	A	1982-83	W	71-60	A		
1938-39	W	36-34	H						1939-40	W	49-42	H	1982-83	W	64-62	H		
1938-39	W	41-33	N		Arizona (2-0)	1956-57	W	107-76	H	1940-41	W	51-45	H	1983-84	L	71-72	A	
1939-40	L	31-43	A		2009-10	W	84-72	N	1940-41	W	50-46	A	1983-84	W	73-71	A		
1939-40	L	29-32	H						1941-42	L	44-45	A	1984-85	L	67-73	H		
1940-41	L	24-48	A		Arizona State (0-3)	1981-82	L	53-65	N	1941-42	W	47-39	H	1984-85	L	58-59	N	
1940-41	L	28-40	H		1981-82	L	53-65	N	1941-42	L	33-35	A	1984-85	L	80-86	H		
1941-42	L	19-33	A		1994-95	L	61-67	N	1941-42	L	45-50	H	1985-86	L	58-84	A		
1941-42	L	33-37	H		2004-05	L	68-87	N	1942-43	L	34-36	N	1985-86	L	70-97	A		
1942-43	L	26-29	A						1942-43	W	54-39	H	1986-87	L	65-79	H		
1942-43	W	31-27	H		Arkansas (9-17)	1963-64	W	101-77	H	1946-47	W	48-43	A	1986-87	W	91-75	H	
1946-47	L	36-49	H		1990-91	L	70-107	H	1946-47	W	38-37	A	1987-88	L	83-91	A		
1946-47	L	33-38	A		1991-92	L	71-91	A	1947-48	W	59-58	H	1987-88	W	75-71	A		
1947-48	L	31-60	A		1992-93	W	102-89	H	1947-48	L	41-46	A	1988-89	L	68-81	H		
1947-48	W	58-32	H		1993-94	L	76-89	A	1948-49	W	55-47	H	1988-89	W	93-77	H		
1948-49	W	36-31	A		1994-95	L	94-97	H	1948-49	L	46-48	A	1989-90	W	77-62	A		
1948-49	W	68-42	H		1995-96	W	80-73	A	1949-50	W	52-42	H	1989-90	L	79-82	A		
1949-50	W	53-44	N		1996-97	W	87-83	H	1949-50	W	58-47	A	1990-91	L	74-87	H		
1949-50	L	44-47	A		1997-98	L	83-93	A	1950-51	W	63-51	H	1990-91	W	80-59	A		
1950-51	W	47-38	H		1998-99	W	73-69	H	1950-51	W	61-51	H	1991-92	W	90-70	H		
1950-51	W	49-35	H		1999-00	L	63-78	A	1951-52	W	73-61	A	1991-92	W	89-83	H		
1951-52	L	44-63	A		2000-01	W	81-64	H	1951-52	W	66-71	H	1992-93	W	73-70	A		
1952-53	L	80-88	H		2001-02	L	67-81	A	1952-53	L	66-71	H	1993-94	W	84-60	H		
1953-54	L	75-87	A		2002-03	L	50-60	H	1953-54	W	96-48	H	1993-94	L	56-81	N		
1954-55	W	78-57	H		2003-04	L	62-70	A	1954-55	L	73-76	A	1994-95	W	77-59	A		
1955-56	L	61-88	A		2004-05	W	79-65	H	1955-56	W	79-74	H	1995-96	W	76-62	H		
1955-56	L	61-88	A		2005-06	L	66-78	A	1956-57	L	65-74	A	1996-97	L	65-68	N		
1956-57	W	61-50	H		2006-07	L	67-82	H	1957-58	W	83-78	H	1997-98	W	75-61	A		
1957-58	L	60-65	A		2007-08	L	71-72	N	1958-59	L	69-77	A	1998-99	W	82-66	H		
1958-59	W	81-59	H		2008-09	W	75-58	H	1959-60	L	61-64	H	1999-00	L	63-81	A		
1959-60	L	54-61	A		2009-10	W	89-72	A	1960-61	W	58-53	H	2000-01	L	80-86	H		
1959-60	L	54-61	A		2010-11	L	78-89	H	1961-62	L	68-89	A	2001-02	L	66-69	A		
1960-61	W	77-61	A		2011-12	L	74-82	A	1962-63	L	59-62	H	2002-03	W	73-67	H		
1960-61	W	73-70	H						1963-64	L	63-81	A	2003-04	L	59-62	A		
1961-62	W	65-63	H		Ark. -Little Rock (1-0)	1995-96	W	86-80	H	1964-65	W	105-77	H	2004-05	W	59-53	H	
1961-62	L	76-82	A						1965-66	W	79-64	A	2005-06	W	67-43	A		
1962-63	W	74-73	H						1966-67	W	68-63	H	2006-07	L	73-77	N		
1963-64	W	111-73	A		Arkansas State (3-0)	1959-60	W	98-66	H	1967-68	W	91-76	A	2007-08	W	74-50	H	
1964-65	W	75-54	H		1963-64	W	108-73	H	1967-68	L	51-64	A	2008-09	W	76-71	N		
1965-66	W	71-63	A		1975-76	W	81-65	H	1968-69	W	71-65	H	2009-10	L	65-68	A		
1966-67	W	84-81	A						1968-69	W	78-65	H	2010-11	W	78-71	A		
1966-67	W	117-80	H						1969-70	L	74-65	A	2011-12	W	93-82	N		
1967-68	W	67-61	H						1969-70	W	74-65	A	2008-09	W	82-75	A		
1968-69	W	89-74	A						1970-71	L	75-84	H	2009-10	W	82-74	H		
1968-69	W	76-73	H						1970-71	W	92-74	A	2010-11	W	77-60	A		
1968-69	W	89-74	A						1971-72	W	107-86	H	2011-12	W	65-35	H		
1969-70	W	88-85	A							L	94-96	A						
1969-70	W	101-79	H															
1970-71	W	93-76	H															
1970-71	L	74-75	A															
1971-72	L	76-79	A															
1971-72	W	111-91	H															



SERIES RESULTS

Game-by-Game Results Against Each Opponent

Austin Peay (13-1)	Cal.-St. Long Beach (1-0)	Clemson (8-5)	1929-30	W	39-12	A	2002-03	W	86-75	H		
1937-38	1981-82	1923-24	1930-31	W	50-26	A	2006-07	W	104-62	H		
W 43-42 H	W 72-70 N	W 42-14 N	1933-34	W	34-21	H	Elon (1-0)					
W 49-31 A	Cal.-St. Northridge (1-0)	1929-30	1938-39	W	37-30	H	2006-07	W	81-70	H		
1938-39	2004-05	L 42-48 A	W 48-36 H	Eastern Ky. (3-0)								
W 42-35 H	W 93-75 H	L 27-32 A	1939-40	W	51-39	H	1982-83	W	82-71	H		
1939-40	Cal.-St. Poly Pomona (3-0)	W 39-22 A	W 56-49 A	1983-84	W	105-63	1984-85	W	73-59	H		
L 28-40 H	1977-78	W 27-25 H	W 77-32 A	1988-89	W	73-59	Evansville (2-4)					
1981-82	1978-79	W 22-32 A	Dartmouth (2-2)				1925-26	L	22-39	A		
W 74-55 H	W 65-62 H	L 22-32 A	1948-49	L	52-64	N	1926-27	L	22-37	A		
1983-84	1979-80	W 60-58 N	1958-59	W	87-71	H	W 46-44 H	1935-36	L	20-33		
W 56-50 H	W 90-74 H	W 75-61 H	1969-70	L	82-83	H	W 75-61 H	1959-96	W	75-61		
1985-86	Cal.-St. Poly SLO (1-0)	1982-83	1988-89	W	92-67	H	L 61-66 A	Florida (64-60)				
W 82-75 H	2001-02	W 72-63 N	Davidson (4-1)				1930-31	W	42-25	A		
1991-92	W 69-64 H	W 75-72 A	1967-68	W	81-79	H	W 43-35 A	1931-32	W	36-32		
1992-93	Calumet (2-1)	1983-84	1968-69	L	84-101	A	L 33-43 A	L 27-43 A	1932-33	W		
W 116-71 N	1917-18	L 62-70 H	1985-86	W	78-69	H	1933-34	L 23-24 N	L 33-43 A	W		
1993-94	1918-19	1984-85	2010-11	W	80-52	H	1937-38	W 59-24 H	1933-34	L 23-24 N		
W 99-65 H	W 40-23 A	1993-94	2011-12	W	87-83	A	1940-41	L 41-47 N	1937-38	W 59-24 H		
1994-95	1923-24	W 89-74 H	Dayton (4-0)				1949-50	W	54-34	1938-39	W 59-24 H	
W 81-78 H	Campbell (1-0)	Cleveland State (1-1)	1991-92	W	84-64	H	1950-51	W	81-64	1939-40	W 59-24 H	
1998-99	1998-99	1994-95	1992-93	W	73-53	A	1951-52	L 63-66 N	1940-41	L 41-47 N		
W 89-79 H	W 90-46 H	2011-12	2004-05	W	90-74	H	L 70-86 A	1949-50	W	54-34		
2004-05	Carson-Newman (1-0)	Colgate (1-0)	2005-06	W	63-60	A	1952-53	W	85-73	1950-51	W 81-64 H	
W 74-58 H	1927-28	1988-89	DePaul (3-0)				1953-54	W	76-68	1951-52	L 63-66 N	
2007-08	W 66-40 A	W 91-55 H	1964-65	W	83-78	N	1954-55	W	100-72	L 70-86 A		
2007-08	Centenary (1-0)	Coll. of Charleston (2-0)	2007-08	W	91-85	A	1955-56	W	80-75	1952-53	W 85-73 H	
W 81-67 H	2001-02	1991-92	2009-10	W	67-54	H	1956-57	W	75-59	1953-54	W 76-68 A	
2007-08	W 77-75 H	2002-03	DePauw (0-1)				1957-58	L	53-73	1954-55	W 100-72 H	
Belmont (4-0)	Central (Ky.) (1-2)	2003-04	1924-25	L	21-28	A	1958-59	W	77-66	1955-56	W 80-75 A	
1999-00	1907-08	Columbia (2-1)	Drake (1-1)	1948-49	L	46-47	N	1959-60	W	77-66	1956-57	W 75-59 H
W 72-55 H	W 28-14 H	1907-08	2008-09	W	72-57	N	1960-61	W	77-60	1957-58	L 53-73 A	
2000-01	1909-10	L 16-34 H	Drury (1-0)				1961-62	L	68-78	1958-59	W 77-66 A	
W 81-67 H	L 28-52 A	1972-73	1924-25	W	33-21	A	1962-63	W	78-74	1959-60	L 75-81 A	
2003-04	L 21-70 A	W 70-61 H	Duke (5-10)				1963-64	W	91-78	1960-61	W 77-60 H	
2010-11	Central Arkansas (1-0)	1984-85	1930-31	L	44-48	A	1964-65	W	80-78	1961-62	L 68-78 A	
W 74-59 A	2008-09	W 73-59 H	1931-32	L	32-41	A	1965-66	W	89-86	1962-63	W 78-74 H	
2010-11	W 83-62 H	Columbia Union (1-0)	1932-33	W	73-53	A	1966-67	W	77-69	1963-64	W 91-78 A	
W 85-76 H	Central Michigan (1-0)	1915-16	L 27-43 A	2004-05	W	70-53	L 75-83 A	L 72-74 A	1964-65	W 80-78 H		
Birmingham-So. (1-1)	2004-05	Connecticut (0-3)	1933-34	L 23-24 N	2001-02	L 71-84 A	1967-68	L 72-74 A	1965-66	W 89-86 A		
1901-02	Central (Mo.) (1-0)	2002-03	1937-38	W 59-24 H	2002-03	L 70-76 H	1968-69	W 62-55 A	1966-67	W 77-69 H		
L 21-34 A	1911-12	2003-04	1940-41	L 41-47 N	2003-04	L 53-73 N	1969-70	W 90-79 H	L 75-83 A	1967-68	L 72-74 A	
2000-01	W 30-23 A	Cornell (2-0)	1949-50	W 54-34 H	Creighton (0-3)				1968-69	W 62-55 A	L 85-91 H	
W 70-65 H	Centre (1-2)	1971-72	1950-51	W 81-64 H	1915-16	W 36-8 A	1951-52	L 63-66 N	1955-56	W 80-75 A	L 75-83 A	
Boston College (4-4)	1918-19	1987-88	1951-52	L 63-66 N	Cumberland (25-3)	2001-02	L 70-86 A	1952-53	W 75-59 H	1956-57	W 75-59 H	
1971-72	L 23-28 A	1902-03	1952-53	L 70-86 A	1902-03	W 44-14 A	1953-54	W 77-66 A	1957-58	L 53-73 A	1958-59	
W 82-75 A	1919-20	W 24-21 H	1954-55	W 80-75 A	W 24-21 H	W 71-84 A	1955-56	W 77-66 A	1959-60	W 77-66 A	1959-60	
1972-73	W 29-18 A	W 44-14 H	1956-57	W 80-75 A	W 44-14 H	L 71-84 A	1956-57	W 75-59 H	1960-61	W 77-60 H	1960-61	
W 78-62 H	1920-21	W 5-18 A	1957-58	W 75-59 H	1903-04	L 28-53 H	1957-58	W 75-59 H	1961-62	L 68-78 A	1961-62	
1975-76	L 13-44 A	1906-07	1958-59	W 77-66 A	1906-07	L 34-40 A	1958-59	W 77-66 A	1962-63	W 78-74 H	1962-63	
W 75-71 H	Chaminade (3-0)	1907-08	1959-60	W 77-66 A	1907-08	L 30-46 A	1959-60	W 77-66 A	1963-64	W 91-78 A	1963-64	
1980-81	1988-89	L 20-22 H	1960-61	W 77-66 A	1908-09	W 25-19 H	1960-61	W 77-66 A	1964-65	W 80-78 H	1964-65	
L 72-87 N	W 94-70 A	L 14-20 A	1961-62	L 68-78 A	W 38-21 A	W 57-13 H	1961-62	L 68-78 A	1965-66	W 89-86 A	1965-66	
1995-96	1995-96	L 14-20 A	1962-63	W 78-74 H	1909-10	W 57-13 H	1962-63	W 78-74 H	1966-67	W 77-69 H	1966-67	
L 74-90 H	W 96-71 A	L 14-20 A	1963-64	W 78-74 H	1910-11	W 45-20 A	1963-64	W 78-74 H	L 75-83 A	L 72-74 A	1967-68	
1996-97	2009-10	W 25-19 H	1964-65	W 78-74 H	W 24-20 H	W 45-20 A	1964-65	W 78-74 H	L 72-74 A	L 75-83 A	1967-68	
L 52-59 A	W 68-41 A	W 38-21 A	1965-66	W 78-74 H	1911-12	W 24-20 H	1965-66	W 78-74 H	L 72-74 A	L 75-83 A	1968-69	
1999-00	Chicago (1-0)	1987-88	1966-67	W 78-74 H	Cincinnati (1-6)	W 78-10 A	1966-67	W 78-74 H	L 72-74 A	L 75-83 A	1968-69	
W 76-58 H	1922-23	Cincinnati (1-6)	1967-68	W 78-74 H	1922-23	L 22-41 A	1967-68	W 78-74 H	L 72-74 A	L 75-83 A	1969-70	
2000-01	W 17-11 H	1922-23	1968-69	W 78-74 H	1934-35	L 20-47 A	1968-69	W 78-74 H	L 72-74 A	L 75-83 A	1969-70	
L 74-97 A	Chicaggo (1-0)	L 20-46 A	1969-70	W 78-74 H	L 20-46 A	L 20-47 A	1969-70	W 78-74 H	L 72-74 A	L 75-83 A	1970-71	
Bowling Green (2-0)	1970-71	1934-35	1970-71	W 78-74 H	1918-19	L 23-28 A	1970-71	W 78-74 H	L 72-74 A	L 75-83 A	1970-71	
1968-69	W 86-83 N	1988-89	1971-72	W 78-74 H	1919-20	W 29-18 A	1971-72	W 78-74 H	L 72-74 A	L 75-83 A	1971-72	
W 92-67 H	W 86-83 N	1995-96	1972-73	W 78-74 H	1920-21	W 29-18 A	1972-73	W 78-74 H	L 72-74 A	L 75-83 A	1972-73	
1992-93	W 86-83 N	2009-10	1973-74	W 78-74 H	Centre (1-2)	L 13-44 A	1973-74	W 78-74 H	L 72-74 A	L 75-83 A	1973-74	
W 96-69 H	2009-10	1918-19	1974-75	W 78-74 H	1918-19	L 23-28 A	1974-75	W 78-74 H	L 72-74 A	L 75-83 A	1974-75	
Bradley (3-0)	Chicaggo (1-0)	1919-20	1975-76	W 78-74 H	1919-20	W 29-18 A	1975-76	W 78-74 H	L 72-74 A	L 75-83 A	1975-76	
1951-52	1922-23	1920-21	1976-77	W 78-74 H	1920-21	L 13-44 A	1976-77	W 78-74 H	L 72-74 A	L 75-83 A	1976-77	
W 55-51 A	W 17-11 H	L 13-44 A	1977-78	W 78-74 H	Chicaggo (1-0)	1922-23	1977-78	W 78-74 H	L 72-74 A	L 75-83 A	1977-78	
1971-72	W 86-83 N	1970-71	1978-79	W 78-74 H	1922-23	L 22-41 A	1978-79	W 78-74 H	L 72-74 A	L 75-83 A	1978-79	
W 82-80 N	W 86-83 N	L 20-47 A	Butler (0-3)	W 78-74 H	1934-35	L 20-47 A	Cal.-L.A. (UCLA) (1-0)	W 78-74 H	L 72-74 A	L 75-83 A	1979-80	
2007-08	W 86-83 N	L 20-46 A	1924-25	W 78-74 H	L 20-46 A	L 20-46 A	1995-96	W 78-74 H	L 72-74 A	L 75-83 A	1979-80	
W 95-86 N	W 86-83 N	L 20-46 A	L 17-37 A	W 78-74 H	1970-71	W 86-83 N	East Carolina (1-0)					
Brigham Young (1-0)	2004-05	1970-71	L 13-33 A	W 78-74 H	2004-05	L 72-88 A	1987-88	W	99-63	H	1979-80	
1957-58	W 83-92 H	1918-19	L 14-39 A	W 78-74 H	2005-06	L 83-92 H	East Tenn. State (8-0)					
W 89-56 H	2009-10	1919-20	Cal.-L.A. (UCLA) (1-0)	W 78-74 H	2009-10	L 58-67 N	1982-83	W	79-74	H	1980-81	
Bucknell (1-0)	1921-22	1920-21	1995-96	W 78-74 H	The Citadel (5-0)	1921-22	1985-86	W	75-72	N	1981-82	
2011-12	W 37-22 N	1922-23	W 75-71 N	W 78-74 H	1921-22	W 37-22 N	1986-87	W	66-78	A	1982-83	
W 80-68 H	1922-23	1923-24	W 75-71 N	W 78-74 H	1922-23	L 22-41 A	1987-88	W	99-63	H	1983-84	
Butler (0-3)	1923-24	1924-25	W 75-71 N	W 78-74 H	1923-24	L 20-47 A	East Tenn. State (8-0)					
1924-25	W 37-22 N	L 17-37 A	W 75-71 N	W 78-74 H	1924-25	L 20-46 A	1988-89	W	86-77	H	1984-85	
L 17-37 A	1924-25	L 13-33 A	W 75-71 N	W 78-74 H	1925-26	L 20-46 A	1989-90	W	86-77	H	1985-86	
L 13-33 A	L 14-39 A	L 13-33 A	W 75-71 N	W 78-74 H	1926-27	L 13-44 A	1990-91	W	86-77	H	1986-87	



SERIES RESULTS

Game-by-Game Results Against Each Opponent

1978-79	W 59-57 H		L 76-86 H	1958-59	W 69-66 A	1994-95	L 62-65 A	1937-38	L 30-40 H
	W 57-56 A		L 66-77 N	1959-60	W 78-50 H		W 83-77 H		L 25-59 A
	L 87-90 H	2011-12	L 65-73 A		W 79-67 H	1995-96	W 66-62 H		L 35-40 H
1979-80	W 105-85 H		W 77-67 H		W 80-75 A		L 68-77 A		L 18-50 N
	L 71-72 N			1960-61	W 87-76 H	1996-97	L 53-61 H	1938-39	L 24-30 A
	W 74-71 A	Florida A&M (1-0)		1961-62	L 69-71 A		W 86-80 A		W 49-42 H
1980-81	W 72-70 A	1998-99	W 83-72 H	1962-63	W 82-64 H	1997-98	W 68-64 A	1939-40	L 43-49 A
	W 73-64 H			1963-64	L 69-81 A		L 62-81 H		L 39-57 A
1981-82	W 51-48 H	Florida State (3-1)		1964-65	W 75-62 A		L 65-79 N	1940-41	L 48-55 A
	W 47-46 N	1960-61	W 75-55 H		W 89-72 H	1998-99	L 63-70 A		W 54-41 H
	W 81-67 A	1986-87	W 109-92 H	1965-66	W 77-63 A		L 67-82 H	1941-42	W 39-32 A
1982-83	W 69-58 H	1999-00	L 65-70 A		W 117-97 H	1999-00	W 67-58 A		L 27-35 H
	L 54-61 A	2000-01	W 72-60 H	1966-67	W 51-41 A		W 101-89 H	1942-43	L 29-43 A
1983-84	L 59-73 A				W 71-61 H	2000-01	L 73-82 H		W 52-28 H
	L 63-71 H	Fordham (0-1)		1967-68	W 82-77 H		L 68-70 A	1943-44	L 51-63 N
1984-85	L 64-68 H	1990-91	L 65-66 H		L 77-91 A	2001-02	L 69-82 A	1950-51	W 65-47 H
	L 66-78 A			1968-69	L 80-102 A		W 86-84 H		W 69-67 A
1985-86	L 55-86 A	Franklin (Ind.) (0-1)			L 83-90 H	2002-03	W 94-91 H	1951-52	W 92-67 H
	W 60-59 H	1924-25	L 23-49 A	1969-70	L 68-72 H		L 70-83 A		W 83-58 A
1986-87	L 81-85 A				L 90-94 A	2003-04	W 61-39 H	1952-53	W 72-60 H
	W 84-76 H	Furman (6-1)		1970-71	W 76-69 A		L 61-71 A		L 79-85 A
1987-88	W 92-65 H	1962-63	W 69-68 N		W 74-60 H	2004-05	L 59-68 A	1953-54	W 65-55 A
	L 65-81 A	1995-96	W 87-63 H	1971-72	W 80-76 H		W 65-37 H		W 84-65 H
1988-89	L 78-81 H	1997-98	W 102-55 H		L 91-98 A	2005-06	L 73-74 H	1954-55	W 71-69 A
	L 80-83 A	2000-01	W 78-64 H	1972-73	W 89-86 A		W 72-55 A		W 83-63 H
1989-90	W 71-64 A	2005-06	W 81-60 H		W 87-52 H	2006-07	L 73-85 A	1955-56	W 72-59 A
	W 67-54 H	2006-07	L 62-70 H	1973-74	W 91-71 A		W 66-61 H		W 67-64 H
	W 68-58 N	2008-09	W 68-49 H		W 83-78 H	2007-08	W 67-59 A	1956-57	W 81-73 A
1990-91	W 60-57 A			1974-75	W 102-80 H		W 86-74 H		W 93-74 H
	W 82-68 H	Georgetown (1-3)			W 81-78 A	2008-09	W 50-40 H	1957-58	L 60-81 A
1991-92	L 55-75 A	1990-91	L 60-70 N	1975-76	W 95-85 H		L 57-61 A		W 60-59 H
	W 82-76 H	2005-06	W 68-61 A		W 71-69 A	2009-10	L 58-72 A	1958-59	L 61-80 A
1992-93	L 61-62 A	2006-07	L 70-83 H	1976-77	W 72-69 H		W 96-94 H		L 67-71 H
	W 82-64 H		L 65-66 N		W 74-71 A	2010-11	W 78-66 N	1959-60	L 66-74 A
1993-94	L 66-75 A	Georgetown (Ky.) (1-0)		1977-78	W 64-56 H		W 73-66 H		W 62-57 H
	W 82-78 H	1909-10	W 45-34 A	1978-79	L 62-64 A		W 64-56 A	1960-61	W 69-56 A
1994-95	L 62-72 A				W 78-76 H	2011-12	W 77-66 H		W 79-59 H
	L 58-69 H	Geo. Washington (2-0)		1979-80	L 60-63 A		W 61-52 A	1961-62	L 66-71 A
1995-96	L 55-77 A	1990-91	W 76-74 N		L 66-88 A		W 63-41 N		W 88-74 H
	W 70-56 H	2006-07	W 77-44 N	1980-81	W 70-55 H	Ga. Southern (1-0)		1962-63	L 62-67 A
1996-97	W 74-63 A				L 72-80 A	2002-03	W 96-60 H		W 75-74 H
	W 79-72 H	Georgia (88-48)		1981-82	L 53-76 A			1963-64	L 71-75 A
1997-98	L 69-85 A	1913-14	L 32-41 A		L 57-68 H	Georgia State (1-0)			W 103-89 H
	W 73-56 H	1914-15	L 35-48 H	1982-83	L 61-86 A	1979-80	W 65-53 A	1993-94	L 77-86 N
1998-99	L 59-90 A	1916-17	L 11-31 H		W 71-70 H			2005-06	L 67-76 A
	W 71-70 H	1919-20	W 40-18 H	1983-84	W 81-74 H	Georgia Tech (39-32)		2006-07	W 73-64 H
1999-00	W 87-77 H	1920-21	L 17-33 H		L 71-98 A	1913-14	W 55-41 A	2007-08	W 92-79 H
	L 63-89 A	1921-22	L 26-27 N	1984-85	L 73-80 A	1919-20	W 39-21 A	2008-09	L 51-63 A
2000-01	W 63-61 A	1922-23	W 25-16 H		W 69-68 H		W 32-3 H	Grambling State (1-0)	
	L 62-72 H	1924-25	W 41-34 A	1985-86	W 77-71 H		W 37-26 A	2010-11	W 92-59 H
2001-02	L 85-95 H	1926-27	W 46-44 N		L 70-101 A	1924-25	W 27-24 A		
	L 54-80 A	1933-34	W 46-29 N	1986-87	L 53-76 A	1925-26	L 29-36 A	Hampton (1-0)	
2002-03	L 75-87 A	1940-41	W 50-44 A		L 59-75 H	1926-27	L 31-41 A	2001-02	W 100-85 N
	L 74-77 H	1941-42	W 58-38 H	1987-88	W 92-77 H	1927-28	L 28-40 A		
2003-04	W 86-72 H	1942-43	W 39-35 A		W 77-71 A	1928-29	L 15-40 A	Hardin-Simmons (1-0)	
	L 71-81 A	1945-46	W 66-31 H	1988-89	W 76-75 H		L 25-46 A	1958-59	W 80-52 H
	L 69-91 N		L 39-51 A		W 85-72 A	1929-30	L 37-41 A		
2004-05	L 65-82 H	1950-51	W 69-57 H	1989-90	L 81-108 A		L 35-44 A	Harvard (2-0)	
	L 61-69 A	1951-52	W 70-60 N		L 66-67 H	1930-31	W 45-32 A	1993-94	W 74-58 H
2005-06	L 58-81 A	1952-53	W 61-49 N		W 78-74 N		L 27-45 A	2011-12	W 79-70 N
	L 68-73 H	1953-54	W 97-66 H	1990-91	W 75-74 H	1931-32	W 38-27 H		
2006-07	L 64-74 A	1954-55	W 83-67 A		L 59-72 A	1932-33	W 24-22 H	Hawaii (2-0)	
	W 83-70 H	1955-56	W 78-57 H		L 72-80 N	1933-34	W 38-30 A	1987-88	W 91-62 H
2007-08	W 64-86 A	1956-57	W 85-61 H	1991-92	L 70-72 A		W 33-32 A	1990-91	W 74-70 N
	W 61-58 H	1957-58	W 75-51 H		W 86-67 H	1934-35	W 53-25 H		
2008-09	L 69-94 H		W 69-56 A	1992-93	W 78-66 H	1935-36	W 43-22 H	Hendrix (1-0)	
	L 68-82 A		W 75-51 H		W 87-83 A		W 42-40 A	1922-23	W 26-14 A
2009-10	W 95-87 H		W 74-64 H	1993-94	W 71-67 A	1936-37	L 27-39 A		
	W 64-60 A				W 67-57 H				
2010-11	L 61-65 A								



SERIES RESULTS

Game-by-Game Results Against Each Opponent

High Point (1-0) 2002-03 W 81-75 H	Jacksonville (1-1) 1974-75 L 104-107 N 1986-87 W 74-72 H	1967-68 L 78-94 H 1968-69 L 80-85 A L 89-103 A W 101-99 H 1969-70 W 89-81 H L 86-90 A 1970-71 L 92-102 A L 90-119 H 1971-72 L 80-106 A L 80-85 H 1972-73 W 76-75 H W 83-76 A 1973-74 W 82-65 A W 71-69 H 1974-75 L 90-91 H L 84-109 A L 76-77 A W 69-65 H 1976-77 L 62-64 H L 73-113 A 1977-78 L 59-72 A L 68-78 H 1978-79 W 68-58 H L 70-96 A 1979-80 L 90-106 A L 73-91 H 1980-81 L 64-78 H L 48-80 A W 60-55 N 1981-82 L 58-67 A L 69-73 H 1982-83 L 77-82 H L 63-82 A 1983-84 L 46-67 A L 54-58 H 1984-85 L 58-75 A L 62-68 H 1985-86 L 71-80 H L 65-73 A L 65-71 H 1986-87 L 54-65 A L 74-81 A 1987-88 W 83-66 H L 61-70 A 1988-89 W 81-51 H W 77-63 N 1989-90 W 92-85 H L 73-100 A 1990-91 L 50-58 A W 98-87 H 1991-92 L 71-84 H L 56-80 A L 57-76 N 1992-93 W 101-86 H L 67-82 A 1993-94 L 82-107 A L 69-77 H 1994-95 L 68-81 A L 60-71 H 1995-96 L 81-120 H L 63-101 A 1996-97 L 46-58 A L 79-82 H 1997-98 L 71-62 A L 63-61 H 1998-99 L 57-73 H L 63-88 A 1999-00 L 52-72 A L 73-81 H 2000-01 L 75-86 A	1967-68 L 74-79 H 2001-02 L 59-67 A W 86-73 H 2002-03 L 52-74 H L 44-106 A L 63-81 N 2003-04 L 63-75 A W 66-60 H 2004-05 L 54-69 A L 70-84 H 2005-06 W 57-52 A W 84-81 H 2006-07 W 72-67 A W 67-65 H 2007-08 L 73-79 A W 93-52 H 2008-09 L 60-70 A W 77-64 H 2009-10 L 72-85 A L 56-58 H 2010-11 W 81-77 H L 66-68 A 2011-12 L 63-69 H L 74-83 A W 71-64 N	La.-Lafayette (2-0) 1966-67 W 101-68 H 2004-05 W 77-44 H	LSU (60-48) 1922-23 W 36-10 N 1925-26 L 23-24 A 1932-33 W 54-34 H W 52-26 H 1934-35 L 41-56 A L 31-40 A 1940-41 W 63-49 N 1946-47 L 52-62 N 1947-48 L 54-56 A 1948-49 W 61-51 H L 56-60 N 1950-51 W 69-61 A W 75-63 N 1951-52 W 58-47 H 1952-53 L 61-74 A 1953-54 L 69-82 H 1954-55 L 59-66 A 1955-56 W 107-68 H 1956-57 W 78-66 A 1957-58 W 78-60 H 1958-59 W 72-57 A 1959-60 W 80-68 H 1960-61 L 61-65 A 1961-62 W 70-67 H 1962-63 L 56-63 A 1963-64 W 66-64 H 1964-65 W 96-85 A W 106-69 H 1965-66 W 98-66 H W 102-84 A 1966-67 W 79-77 A W 75-66 H 1967-68 W 99-91 A W 115-86 A 1968-69 W 94-92 H W 85-83 A 1969-70 L 86-109 A L 89-99 H 1970-71 W 81-75 A L 85-87 H 1971-72 W 80-73 A W 104-83 H 1972-73 W 71-66 A W 82-72 H 1973-74 L 81-84 A W 91-88 H 1974-75 W 91-82 H W 83-74 A 1975-76 W 103-90 H L 75-89 A 1976-77 W 68-67 H L 74-95 A 1977-78 L 55-77 H L 73-80 A 1978-79 W 88-87 H L 71-92 A 1979-80 W 77-66 H L 81-83 A 1980-81 L 61-77 A L 81-86 H 1981-82 L 73-80 H L 70-78 A 1982-83 W 67-65 H L 53-66 A 1983-84 L 66-73 A
Hofstra (1-0) 1999-00 W 74-46 H	Jacksonville State (1-0) 2005-06 W 67-46 H				
Holy Cross (2-1) 1950-51 L 62-64 A 1975-76 W 106-91 H 1991-92 W 76-72 H	James Madison (1-0) 2000-01 W 84-70 H				
Houston (1-1) 1986-87 L 72-73 N 2001-02 W 59-50 H	Kansas (2-2) 1972-73 W 72-64 A 1973-74 W 83-72 H 1987-88 L 64-77 N 1997-98 L 82-89 N				
Howard (2-1) 1901-02 L 23-33 A W 29-19 A 1902-03 W 25-11 A	Kansas State (4-5) 1968-69 W 92-80 H 1969-70 L 78-91 A 1970-71 L 74-72 H 1976-77 L 66-89 A 1977-78 L 55-69 H 1986-87 W 79-72 H 1988-89 L 62-71 A 1989-90 W 91-81 H 1993-94 W 82-76 N				
Illinois (3-6) 1970-71 L 79-96 A 1971-72 W 95-92 H 1982-83 W 58-47 N L 77-79 A 1983-84 L 55-69 H 1992-93 L 77-93 N 1992-93 W 85-68 N 2008-09 L 63-69 H 2009-10 L 68-79 A	Kentucky (45-136) 1911-12 L 17-28 A L 18-22 A 1947-48 L 51-82 H L 43-79 A 1948-49 L 50-72 H L 37-70 A 1949-50 L 54-58 H L 66-70 A 1950-51 L 49-74 H L 57-89 A W 61-57 N 1951-52 L 51-88 H L 45-75 A 1953-54 L 63-85 H L 64-100 A 1954-55 L 71-75 H L 59-71 A 1955-56 W 81-73 H L 55-76 A 1956-57 L 83-91 H L 78-80 A 1957-58 L 81-86 H L 61-65 A 1958-59 W 75-66 H L 71-83 A 1959-60 L 59-76 H L 60-68 A 1960-61 W 64-62 H L 59-60 A L 67-88 N 1961-62 L 68-77 H L 80-87 A 1962-63 L 82-106 H W 69-67 A 1963-64 W 85-83 H L 73-104 A 1964-65 W 97-79 A W 91-90 H 1965-66 L 83-96 A L 90-105 H 1966-67 W 91-89 A W 110-94 H				
Illinois-Chicago (0-1) 2008-09 L 55-74 H					
Illinois State (1-0) 1993-94 W 92-75 H					
Indiana (3-6) 1934-35 L 30-39 A 1935-36 L 18-56 A 1986-87 W 79-75 H 1987-88 L 61-63 A 1990-91 L 73-84 H 1991-92 L 51-88 A 2002-03 L 56-73 A 2003-04 W 73-60 H 2004-05 W 67-60 A					
IUPUI (2-0) 2003-04 W 86-68 H 2005-06 W 53-45 H					
Indiana State (1-2) 1981-82 W 72-66 H 1984-85 L 77-88 A 2011-12 L 55-61 H					
Iona (2-0) 1980-81 W 92-56 N 2007-08 W 97-73 H					
Iowa State (3-4) 1935-36 L 28-38 H 1955-56 L 76-87 A 1975-76 W 105-80 A 1976-77 W 69-68 H 1980-81 W 97-87 H 1983-34 L 72-73 A 1985-86 L 79-80 H					
		Lafayette (1-0) 2011-12 W 89-58 H			
		LaSalle (1-0) 1966-67 W 100-95 N			
		Lehigh (2-0) 1987-88 W 102-91 H 2003-04 W 85-59 H			
		Liberty (1-0) 2001-02 W 96-61 H			
		Lipscomb (22-4) 1938-39 W 42-31 H L 33-40 A 1939-40 L 44-50 H L 41-44 A 1940-41 W 57-42 H 1941-42 W 59-29 H 1942-43 W 41-28 A 1943-44 W 50-45 H W 40-35 A 1944-45 W 65-35 A W 60-34 A 1947-48 W 57-43 H W 57-37 A 1948-49 W 65-41 A W 57-37 H 1949-50 W 62-39 A W 66-42 H 1950-51 W 71-69 H L 57-59 A 1951-52 W 78-63 H W 80-69 A 1952-53 W 92-66 H 1954-55 W 88-61 H 2006-07 W 59-50 H 2007-08 W 90-67 H 2009-10 W 95-73 H			
		Longwood (1-0) 2011-12 W 99-71 H			



SERIES RESULTS

Game-by-Game Results Against Each Opponent

1984-85	W 74-68 H	Loyola (New Or.) (0-1)	1976-77	L 76-97 H	1950-51	W 80-47 H	1990-91	W 89-52 H					
	L 68-69 H	1957-58	L 80-84 N	1988-89	L 66-91 N	W 70-63 A	L 58-74 A						
	L 55-64 A	Manhattan (2-0)	2002-03	L 66-70 A	1951-52	W 59-51 H	1991-92	L 72-84 A					
1985-86	L 67-84 A	1982-83	W 85-71 N	2003-04	W 83-63 H	L 65-79 A	1992-93	W 89-59 H					
	L 68-74 H	2009-10	W 86-48 H	Michigan State (1-0)	1952-53	L 74-78 H	1993-94	L 72-77 A					
1986-87	W 63-61 A	Marquette (3-3)	1920-21	L 6-29 H	1953-54	L 74-78 H	1994-95	W 82-75 H					
	W 66-65 H	1925-26	L 16-19 A	1954-55	W 94-69 H	L 63-77 A	1995-96	L 55-78 A					
1987-88	L 39-51 H	1926-27	W 22-15 A	1955-56	W 88-73 H	L 63-77 A	1996-97	L 62-64 N					
	L 79-94 A	1927-28	W 35-29 A	1956-57	W 90-61 H	L 66-68 A	1997-98	L 87-76 A					
	L 80-87 N	1928-29	W 42-41 A	1957-58	W 68-59 H	W 68-59 H	1998-99	W 79-64 H					
1988-89	L 84-85 A	1929-30	L 31-45 A	1958-59	W 79-74 A	W 79-74 A	1999-00	L 67-75 A					
	W 108-74 H	1930-31	W 42-20 A	1959-60	W 66-58 H	W 66-58 H	2000-01	L 68-81 H					
1989-90	L 72-101 A	1931-32	W 38-32 A	1960-61	L 72-74 A	L 72-74 A	2001-02	L 61-73 A					
	L 108-121 H	1936-37	W 39-30 A	1961-62	W 80-58 H	W 80-58 H	2002-03	W 76-68 H					
1990-91	L 70-87 A	1949-50	W 74-39 H	1962-63	W 79-72 H	W 79-72 H	2003-04	W 77-65 A					
	W 63-59 H	1950-51	W 58-45 H	1963-64	W 88-81 H	W 88-81 H		W 70-50 N					
1991-92	W 76-69 H	1951-52	W 80-49 H	1964-65	W 84-70 A	W 84-70 A	2004-05	W 73-51 H					
1992-93	W 87-66 A	1953-54	W 86-65 H	1965-66	W 106-58 H	W 106-58 H	2005-06	W 77-62 A					
	L 62-72 N	1972-73	W 69-57 A	1966-67	W 78-70 A	W 78-70 A	2006-07	W 85-80 H					
1993-94	L 81-83 H	1973-74	W 75-71 A	1967-68	W 96-70 H	W 96-70 H	2007-08	L 58-74 A					
1994-95	W 85-61 N	1974-75	W 81-68 H	1968-69	W 90-72 A	W 90-72 A	2008-09	W 71-61 H					
	W 66-58 A	1976-77	W 62-59 H	1969-70	W 62-55 H	W 62-55 H	2009-10	W 82-78 A					
1995-96	L 68-71 H	1977-78	W 66-63 H	1970-71	L 67-75 A	L 67-75 A	2010-11	W 84-74 H					
1996-97	W 69-62 A	1978-79	W 94-70 H	1971-72	W 87-75 A	W 87-75 A	2011-12	W 102-76 A					
1997-98	W 60-58 H	1979-80	L 66-67 H	1972-73	L 80-83 H	L 80-83 H		W 65-53 N					
1998-99	L 59-64 A	1980-81	L 78-89 A	1973-74	W 130-112 H	W 130-112 H	Miss. State (74-45)						
1999-00	W 65-62 H	1981-82	L 44-46 A	1974-75	L 88-94 A	L 88-94 A	1921-22	W 22-18 H					
	L 60-71 N	1982-83	W 65-55 H	1975-76	W 89-83 H	W 89-83 H	1922-23	W 34-27 H					
2000-01	W 71-67 A	1983-84	W 76-55 A	1976-77	W 59-57 H	W 59-57 H	1923-24	W 24-23 A					
2001-02	W 68-63 H	1984-85	W 71-56 H	1977-78	W 59-49 A	W 59-49 A	1924-25	L 20-29 A					
	L 62-69 N	1985-86	W 80-66 A	1978-79	W 71-56 H	W 71-56 H	1925-26	L 27-36 A					
2002-03	L 60-79 A	1986-87	W 86-80 H	1979-80	W 84-68 A	W 84-68 A		W 21-20 H					
2003-04	W 74-54 H	1987-88	W 86-80 H	1980-81	W 80-66 A	W 80-66 A	1926-27	W 35-34 A					
2004-05	L 69-81 A	1988-89	W 61-60 H	1981-82	W 86-80 H	W 86-80 H	1927-28	L 38-44 A					
2005-06	L 66-77 H	1989-90	W 61-60 H	1982-83	W 86-80 H	W 86-80 H	1928-29	L 32-47 A					
	L 73-92 N	1990-91	L 72-81 A	1983-84	W 86-80 H	W 86-80 H	1932-33	L 36-48 N					
2006-07	W 64-53 A	1991-92	L 70-72 H	1984-85	W 86-80 H	W 86-80 H	1933-39	W 73-40 N					
2007-08	W 92-76 H	1992-93	L 78-84 A	1985-86	W 86-80 H	W 86-80 H	1934-40	W 46-36 N					
2008-09	W 75-67 A	1996-97	W 66-59 A	1986-87	W 86-80 H	W 86-80 H	1939-40	W 41-38 A					
2009-10	W 77-69 H	1997-98	W 69-62 H	1987-88	W 86-80 H	W 86-80 H	1941-42	W 41-38 A					
2010-11	W 90-69 A	1998-99	W 86-77 H	1988-89	W 86-80 H	W 86-80 H	1942-43	L 40-45 A					
2011-12	W 62-50 N	1999-00	L 56-65 A	1989-90	W 86-80 H	W 86-80 H	1946-47	W 64-44 H					
	W 76-61 H	2004-05	L 68-81 A	1990-91	W 86-80 H	W 86-80 H	1947-48	L 46-51 A					
		Mercer (9-5)	1910-11	W 26-25 A	1991-92	W 86-80 H	1948-49	W 51-48 H					
Louisiana Tech (1-1)		1910-11	W 26-25 A	1911-12	W 84-77 H	1992-93	W 66-59 A	1949-50	W 35-29 A				
1989-90	W 98-90 H	1920-21	L 13-21 H	Milligan (1-0)	1922-23	W 41-20 A	1993-94	W 66-59 A	1950-51	W 62-50 A			
2001-02	L 68-83 A	1920-21	L 13-21 H	1922-23	W 41-20 A	1922-23	W 41-20 A	1951-52	W 86-61 A				
		1921-22	W 18-17 A	Minnesota (0-4)	1956-57	L 60-63 A	1956-57	L 60-63 A	1952-53	L 75-82 A			
Louisville (7-9)		1922-23	L 29-32 A	1956-57	L 60-63 A	1957-58	L 85-89 H	1957-58	L 85-89 H	1953-54	W 79-69 H		
1929-30	L 22-24 A	1923-24	W 23-11 A	1957-58	L 85-89 H	1958-59	L 76-77 A	1958-59	L 76-77 A	1954-55	W 72-52 A		
1930-31	W 32-23 A	1924-25	L 30-31 A	1958-59	L 76-77 A	1959-60	L 59-72 H	1959-60	L 59-72 H	1955-56	W 69-49 H		
1945-46	L 27-60 A	1925-26	W 22-18 A	1959-60	L 59-72 H	Mississippi (74-39)	1924-25	W 19-18 A	1924-25	W 19-18 A	1956-57	W 72-52 A	
1962-63	W 95-72 H	1926-27	W 36-33 A	Mississippi (74-39)	1924-25	W 19-18 A	1925-26	L 18-32 A	1925-26	L 18-32 A	1957-58	W 74-62 H	
1963-64	W 91-82 A	1927-28	L 31-38 A	1924-25	W 19-18 A	1925-26	L 18-32 A	1926-27	W 33-32 H	1926-27	W 33-32 H	1958-59	W 74-62 H
1964-65	W 80-47 H	1928-29	L 40-60 A	1925-26	L 18-32 A	1926-27	W 33-32 H	1927-28	W 32-20 N	1927-28	W 32-20 N	1959-60	W 79-72 H
1970-71	L 74-82 H	1976-77	W 35-33 H	1926-27	W 33-32 H	1928-29	L 46-48 A	1928-29	L 46-48 A	1928-29	L 46-48 A	1960-61	W 79-72 H
1972-73	W 66-57 A	2009-10	W 99-59 H	1928-29	L 46-48 A	1937-38	L 30-68 N	1937-38	L 30-68 N	1929-30	L 40-60 A	1961-62	W 100-86 H
1976-77	L 76-81 H	Miami (Ohio) (4-1)	1931-32	W 28-22 A	1940-41	W 80-47 H	1941-42	L 31-38 A	1941-42	L 31-38 A	1932-33	L 36-48 N	
1977-78	L 66-96 A	1931-32	W 28-22 A	1935-36	L 23-34 H	1942-43	L 44-49 A	1942-43	L 44-49 A	1933-39	W 73-40 N		
1982-83	L 70-80 N	1935-36	L 23-34 H	1964-65	W 74-68 H	1945-46	W 39-31 A	1945-46	W 39-31 A	1934-40	W 46-36 N		
1988-89	W 65-62 H	1964-65	W 74-68 H	1970-71	W 74-67 H	1946-47	W 55-40 H	1946-47	W 55-40 H	1939-40	W 41-38 A		
1989-90	L 75-101 A	1970-71	W 74-67 H	2011-12	W 69-62 H	1947-48	L 42-53 A	1947-48	L 42-53 A	1941-42	W 41-38 A		
1992-93	W 90-88 H	Michigan (2-6)	1920-21	L 7-21 H	1920-21	L 7-21 H	1948-49	W 71-49 H	1948-49	W 71-49 H	1942-43	L 40-45 A	
1993-94	L 62-78 A	1920-21	L 7-21 H	1960-61	W 58-43 H	1960-61	W 58-43 H	1949-50	W 64-49 A	1943-49	W 64-49 A		
2011-12	L 60-62 A	1964-65	L 85-87 N	1964-65	L 85-87 N	1964-65	L 85-87 N	1949-50	W 64-52 H	1944-50	W 64-52 H		
		1975-76	L 63-90 A	1975-76	L 63-90 A	1975-76	L 63-90 A	1949-50	W 44-37 A	1945-50	W 44-37 A		



SERIES RESULTS

Game-by-Game Results Against Each Opponent

1968-69	W	108-87	H	2007-08	W	86-85	H	1950-51	L	56-87	A	1931-32	W	28-27	A	Rice (15-3)				
	W	120-83	A	2008-09	L	66-73	A	Nicholls State (1-0)				1932-33	L	26-45	A		1951-52	W	65-56	H
1969-70	W	93-79	A	2009-10	W	75-72	H	1996-97	W	85-37	H	1955-56	W	76-67	A		1953-54	L	60-79	H
	W	78-72	H		L	52-62	N	2006-07	W	76-40	H	1988-89	L	82-97	N		1959-60	W	82-72	A
1970-71	W	86-73	H	2010-11	W	81-74	A	North Alabama (2-0)				1997-98	W	64-54	A		1960-61	W	70-44	H
	L	73-81	A		W	87-81	N	1980-81	W	111-79	H	1998-99	W	92-86	H		1961-62	L	64-71	A
1971-72	L	69-76	A	2011-12	L	77-78	H	1981-82	W	116-88	H	Oklahoma (2-0)					1962-63	W	80-68	H
	W	104-82	H	Miss. Valley St. (1-0)				1955-56	W	78-69	H	1993-94	W	77-67	N		1963-64	W	82-68	A
1972-73	W	75-69	H	1996-97	W	92-56	H	North Carolina (4-6)				Oklahoma State (1-1)					1964-65	W	78-49	H
	W	74-70	A	Missouri (3-2)				1923-24	L	20-37	N	1949-50	L	61-62	N		1968-69	W	85-77	H
1973-74	W	75-69	H	1958-89	L	72-78	A	1930-31	L	21-23	A	1964-65	W	60-58	H		1971-72	W	105-87	H
	W	60-59	A	1961-62	W	77-65	H	1964-65	L	78-84	A	Oregon (5-2)					1973-74	W	89-80	N
1974-75	W	96-85	A	1986-87	W	69-54	N	1965-66	W	81-72	H	1967-68	W	89-76	H		1977-78	W	87-69	A
	W	76-72	H	2009-10	W	89-83	H	1967-68	W	89-76	H	1967-68	W	70-59	H		1978-79	W	88-59	H
1975-76	W	71-66	A	2010-11	L	82-85	A	1968-69	L	78-100	A	1992-93	W	83-81	N		1979-80	W	94-75	H
	W	76-75	H	Monmouth (1-1)				1968-88	W	78-76	H	1997-98	W	69-58	H	1990-91	W	75-68	H	
1976-77	L	77-102	A	2001-02	L	67-81	N	1988-89	L	77-89	A	1998-99	L	70-90	A	1995-96	L	77-78	H	
	W	68-66	H	2011-12	W	95-73	H	1995-96	L	63-71	N	1998-99	L	70-90	A	2006-07	W	74-69	A	
1977-78	L	73-79	A	Morehead State (4-0)				2010-11	W	72-65	N	2004-05	L	65-75	N	2007-08	W	76-58	H	
	L	48-55	H	1987-88	W	81-73	H	N.C. A&T (2-0)				2005-06	W	76-75	H	Richmond (2-1)				
1978-79	L	68-74	A	1998-99	W	79-69	H	1992-93	W	87-51	N	2011-12	W	78-64	H	1977-78	W	101-68	H	
	W	70-68	H	2001-02	W	83-73	H	1995-96	W	96-81	H	Oregon State (1-0)				1978-79	W	70-59	A	
1979-80	L	106-110	H	2008-09	W	74-48	H	UNC-Asheville (3-0)				2011-12	W	64-62	N	2010-11	L	66-69	N	
	W	92-74	H	Murray State (3-2)				1990-91	W	103-66	H	Pennsylvania (2-1)				Saint Francis (1-0)				
1980-81	W	79-61	H	1930-31	W	48-29	A	1994-95	W	82-44	H	1962-63	L	70-74	A	2008-09	W	84-55	H	
	L	68-69	A	1939-40	W	46-37	H	1995-96	W	80-66	H	1985-86	W	89-76	H	Saint Louis (5-3)				
1981-82	W	66-53	A	1945-46	L	34-53	A	UNC-Charlotte (0-1)				1986-87	W	71-70	A	1925-26	L	22-35	A	
	L	31-33	H	1988-89	W	74-57	H	1975-76	L	61-78	H	Penn State (2-1)				1926-27	W	40-21	A	
1982-83	L	48-64	A	2009-10	L	65-66	N	1989-90	W	75-62	N	1989-90	W	75-62	N	1929-30	L	16-46	A	
	W	63-60	H	Navy (2-2)				1997-98	W	83-65	H	1993-94	W	83-60	H	1969-70	W	76-66	H	
1983-84	L	61-76	N	1943-44	L	17-47	H	2005-06	W	85-53	H	1994-95	L	73-95	A	1982-83	W	88-67	H	
	W	67-54	H		W	37-31	A	N.C. State (3-1)				Pittsburg (Kan.) (0-1)				1989-90	W	74-72	N	
1984-85	L	70-71	H	1958-59	L	61-67	H	1968-69	W	65-59	A	1923-24	L	32-33	A	1996-97	W	81-61	H	
	W	81-71	A	1961-62	W	77-74	N	1969-70	L	70-76	H	Pittsburgh (1-1)				1997-98	L	74-78	A	
1985-86	L	60-64	A	Nebraska (5-2)				2003-04	W	75-73	N	1935-36	L	32-57	A	Saint Mary's (2-0)				
	W	77-65	H	1955-56	W	66-48	A	2011-12	W	86-79	N	1987-88	W	80-74	N	2009-10	W	72-70	A	
1986-87	L	54-62	N	1956-57	W	78-54	H	UNC Greensboro (2-0)				Portland (2-0)				2010-11	W	89-70	H	
	W	76-57	A	1973-74	W	82-58	H	1997-98	W	83-65	H	1966-67	W	98-63	H	Samford (4-0)				
1987-88	W	66-58	H	1974-75	L	66-81	A	2005-06	W	85-53	H	1969-70	W	124-73	H	1973-74	W	69-65	H	
	W	82-66	H	1975-76	L	57-68	H	N.C. State (3-1)				Presbyterian (1-0)				1981-82	W	98-63	H	
1988-89	W	80-71	A	1997-98	W	80-69	N	1968-69	W	65-59	A	2010-11	W	88-47	H	1989-90	W	100-76	H	
	W	77-58	H	2010-11	W	59-49	N	1969-70	L	70-76	H	Princeton (4-0)				1994-95	W	75-51	H	
1989-90	W	81-68	H	New Hampshire (1-0)				UNC-Wilmington (1-0)				1959-60	W	72-54	H	San Francisco St. (1-0)				
	L	68-83	A	1991-92	W	100-67	H	1991-92	W	90-71	H	1984-85	W	68-47	H	1978-79	W	82-52	H	
1990-91	L	62-85	A	New Mexico (3-0)				Northwestern (4-1)				1985-86	W	49-44	A	Seton Hall (1-0)				
	W	91-70	H	1956-57	W	81-59	H	1965-66	W	59-58	A	1993-94	W	61-43	N	1967-68	W	85-67	H	
1991-92	L	71-74	H	1960-61	W	66-59	A	1966-67	W	116-92	H	Providence (1-0)				Sewanee (46-4)				
	W	77-55	N	1986-87	W	87-71	N	1989-90	W	81-80	H	1998-99	W	72-66	N	1908-09	W	28-19	H	
1992-93	W	80-39	A	New Mexico St. (3-0)				Notre Dame (4-5)				PR-Mayaguez (1-0)				1909-10	W	61-10	H	
	W	84-67	H	1955-56	W	64-40	H	1973-74	L	88-118	N	2006-07	W	102-59	N	1910-11	W	54-5	H	
1993-94	L	48-76	A	1957-58	W	73-59	A	1986-87	W	60-56	H	Purdue (1-1)				1912-13	W	41-13	H	
	W	69-64	H	1997-98	W	79-72	N	1987-88	W	75-66	A	1929-30	L	22-43	A	1926-27	W	53-18	H	
1995-96	L	53-60	A	New Orleans (3-0)				Ohio (1-0)				1988-89	L	65-81	N	1927-28	W	33-26	A	
	W	73-67	N	1989-90	W	88-65	H	1987-88	W	93-77	H	1998-99	W	68-63	H	1928-29	W	45-31	A	
1996-97	L	73-67	N	1993-94	W	78-59	H	Ohio State (4-3)				1999-00	W	87-85	A	1929-30	L	15-36	A	
	W	77-73	H	2005-06	W	78-72	H	1922-23	L	20-27	A	2000-01	L	74-77	H		L	35-40	A	
1997-98	W	77-73	H	New York Univ. (1-1)				Ohio State (4-3)				2000-01	L	74-77	H		W	35-17	A	
	L	62-67	A	1949-50	W	65-59	A	1987-88	W	93-77	H	2002-03	L	63-76	A		W	52-32	A	
1998-99	L	58-76	N					1988-89	L	65-81	N	2005-06	L	69-79	A		W	29-23	A	
	W	76-53	N					1998-99	W	68-63	H	Rhode Island (0-2)					L	15-36	A	
1999-00	W	65-64	H					1999-00	W	87-85	A	1991-92	L	63-68	H		L	35-40	A	
	L	63-80	A					1999-00	W	87-85	A	1998-99	L	69-82	N		W	30-22	A	
2000-01	L	43-66	H					2000-01	L	74-77	H									
2001-02	L	60-82	A					2002-03	L	63-76	A									
2002-03	L	69-72	H					2005-06	L	69-79	A									
2003-04	L	74-70	N																	
	W	74-70	N																	
2004-05	L	54-60	A																	
2005-06	W	80-52	H																	
2006-07	L	70-83	A																	



SERIES RESULTS

Game-by-Game Results Against Each Opponent

1932-33	W	32-21	H	2000-01	L	65-70	H	1979-80	W	88-77	H	1930-31	L	33-38	A	1963-64	L	55-57	A
	W	25-19	H		L	49-57	A	1989-90	W	65-60	A		W	41-40	A		L	62-64	H
	W	41-25	A	2001-02	L	43-66	H	1990-91	W	68-65	H		L	34-37	A	1964-65	W	77-72	H
1933-34	W	60-28	A		W	60-51	A	1991-92	W	67-55	A	1931-32	L	25-27	A		L	66-79	A
	W	40-27	H	2002-03	L	72-84	H	1992-93	W	95-86	H		L	22-27	A	1965-66	W	53-50	A
1934-35	W	47-20	A		L	64-76	A					1932-33	W	37-32	H		W	53-52	H
	W	62-32	H	2003-04	L	55-57	H	Southern Miss. (1-1)					L	27-35		1966-67	W	65-59	H
1935-36	W	45-27	H		L	75-82	A	1986-87	L	88-95	H	A					L	53-70	A
	W	40-16	A	2004-05	L	63-68	A	2009-10	W	82-46	H	1933-34	W	31-26	H	1967-68	L	62-64	A
1936-37	W	46-26	A		W	76-65	H	Southwestern (7-0)					L	34-45	A		W	75-63	H
	W	43-38	H	2005-06	L	64-66	H	1944-45	W	59-40	A	1934-35	L	29-39	H	1968-69	L	61-65	A
1937-38	L	28-32	H		W	57-56	A	1945-46	W	66-48	H		L	37-39	A		L	60-70	H
	W	41-35	A	2006-07	W	78-68	H	1946-47	W	38-20	A	1935-36	W	33-30	H	1969-70	L	72-77	H
1938-39	W	37-30	A		W	99-90	A	1947-48	W	64-39	H		L	33-34	A		L	76-83	A
	W	70-42	H	2007-08	W	80-73	H		W	64-40	A	1936-37	L	30-50	H	1970-71	W	65-60	A
1939-40	W	52-39	H		W	66-65	A	1957-58	W	61-47	H		L	28-34	A		L	69-79	H
	W	31-28	A	2008-09	L	76-86	A		W	98-48	H	1937-38	L	30-37	H	1971-72	L	75-81	H
1940-41	W	42-28	A		W	96-83	H	St. Bonaventure (1-0)					L	26-38	A		L	74-87	A
	W	46-24	H	2009-10	W	89-79	A	1997-98	W	73-61	H	1938-39	L	31-33	A	1972-73	L	62-72	A
1941-42	W	50-34	H		L	73-77	H	St. John's (N.Y.) (1-5)					W	56-38	H		W	86-74	H
	W	50-20	A	2010-11	L	75-83	A	1951-52	L	54-69	A		L	36-39	N	1973-74	W	82-65	A
1944-45	W	51-46	H		W	78-60	H	1970-71	L	81-85	H	1939-40	L	23-29	A		L	53-59	H
	L	38-51	A	2011-12	W	67-57	A	1971-72	L	81-98	A		L	31-34	H	1974-75	L	61-65	H
1946-47	W	51-30	H		W	59-48	H	1974-75	W	73-53	H	1940-41	L	36-37	H		L	71-75	A
	W	60-37	A	So. Carolina St. (1-0)				1976-77	L	53-63	A		L	25-46	A	1975-76	W	77-66	H
1950-51	W	63-44	H	2000-01	W	65-60	H	1977-78	L	54-59	H	1941-42	L	33-34	H		L	59-73	A
1951-52	W	86-63	A					St. Joseph's (1-0)					L	26-39	A	1976-77	L	69-73	H
1953-54	W	76-59	H	South Florida (2-1)				2000-01	W	78-76	H	1942-43	W	30-27	H		L	55-65	A
1954-55	W	88-48	H	1983-84	W	58-44	H						L	22-44	A	1977-78	W	56-55	H
1955-56	W	84-45	H	1985-86	L	65-66	N	Stanford (0-2)				1945-46	L	31-41	N		L	46-59	A
1956-57	W	87-45	H	2008-09	W	71-52	N	1954-55	L	64-72	H		L	33-55	H	1978-79	L	70-71	H
1957-58	W	91-53	H	SE Missouri St. (1-0)				1988-89	L	68-89	H		L	32-42	A		L	78-83	A
1958-59	W	71-42	H	2001-02	W	76-71	H					1946-47	L	32-46	N	1979-80	L	63-71	A
1959-60	W	87-68	H	Southeastern La. (2-0)				Stetson (1-0)					L	47-54	H		L	48-51	H
1960-61	W	80-57	H	2002-03	W	80-58	H	1999-00	W	94-62	H	1947-48	L	21-56	A	1980-81	L	66-72	H
1961-62	W	76-43	H	2010-11	W	85-52	H						L	48-63	H		L	72-79	A
				Southern Cal. (1-4)				SW Presbyterian (6-1)				1948-49	L	53-72	A	1981-82	L	69-71	A
				1965-66	L	72-74	H	1906-07	W	27-15	H		L	51-53	H		L	55-59	H
				1968-69	W	85-75	H	1907-08	L	10-20	A	1949-50	L	64-67	A		L	54-57	N
				1969-70	L	89-108	A	1908-09	W	56-19	H	1950-51	W	67-52	A	1982-83	W	61-60	A
				1974-75	L	93-98	N	1914-15	W	85-20	H		W	50-44	H		W	69-68	H
				1975-76	L	72-77	H	1917-18	W	79-16	A		L	44-50	N	1983-84	L	69-76	H
				Southern Illinois (1-1)				1920-21	W	40-27	H	1951-52	W	58-57	H		L	61-67	A
				1974-75	W	79-72	H	1921-22	W	36-24	H		L	59-61	A	1984-85	L	79-87	A
				2004-05	L	53-67	N					1952-53	W	88-52	N		W	85-82	H
				Southern (Ky.) (1-0)				Syracuse (1-1)					L	80-60	H		L	51-71	N
				1907-08	W	28-15	A	1965-66	W	113-98	H		L	50-68	A	1985-86	W	60-59	H
				SMU (14-6)				1993-94	L	62-78	N		W	77-69	H		W	66-62	A
				1953-54	W	72-65	H					1953-54	L	79-83	A		L	72-81	H
				1957-58	L	58-72	A						W	85-64	H		L	69-79	A
				1958-59	L	72-80	A					1954-55	L	53-62	A		L	57-75	N
				1959-60	L	67-86	A						L	76-80	H	1987-88	L	72-80	A
				1960-61	W	76-64	H					1955-56	W	73-69	A		W	90-62	H
				1961-62	L	73-91	A						W	76-71	H	1988-89	W	68-56	H
				1962-63	W	69-62	H					1956-57	W	84-57	A		L	61-78	A
				1963-64	W	79-60	A						W	96-68	H	1989-90	L	72-73	A
				1964-65	W	99-67	H					1957-58	W	71-68	A		W	98-74	H
				1966-67	W	89-76	H						W	69-62	H		W	89-85	H
				1967-68	W	88-84	H					1959-60	L	55-67	A	1990-91	W	108-68	H
				1968-69	W	97-94	H						W	83-70	H		L	73-85	A
				1969-70	W	104-99	H					1958-59	L	60-65	A	1991-92	L	75-91	A
				1971-72	L	79-81	A						W	76-60	H		W	89-84	H
				1978-79	L	64-68	A					1959-60	L	60-72	A	1992-93	W	82-65	A
								Tennessee (70-111)					W	63-53	H		W	90-82	H
								1921-22	L	5-20	A	1960-61	W	68-66	A	1993-94	W	85-73	H
									L	15-16	A		W	76-60	H		W	84-67	A
									W	28-25	A		L	60-72	A	1994-95	L	63-67	H
									L	23-36	A		W	63-53	H		L	58-62	A
									W	27-18	A		W	76-60	H		W	65-55	H
									L	32-38	A	1961-62	L	83-85	A	1995-96	W	79-94	A
									W	35-25	H		W	97-76	H				
									W	28-26	A		W	68-50	A				
									L	22-26	A	1962-63	W	74-72	H				
									L	21-23	A								



SERIES RESULTS

Game-by-Game Results Against Each Opponent

1996-97	L 65-75 A	1939-40	L 16-21 A	1934-35	W 50-34 H	1962-63	W 80-72 H	Wichita State (1-0)	
	W 66-53 H	1943-44	W 37-35 H	1935-36	W 44-31 H	1964-65	L 64-69 A	2004-05	W 65-63 H
1997-98	W 80-79 H		W 59-42 H	1947-48	L 56-64 N	1974-75	W 75-72 H	William & Mary (4-0)	
	L 90-76 A	1944-45	W 56-32 A		L 44-63 A	1975-76	L 85-99 A	1954-55	W 86-61 H
1998-99	L 67-78 H		L 44-50 A		L 53-67 N	1977-78	L 75-76 H	1955-56	W 89-80 H
	L 62-63 A	1976-77	L 40-54 A	1948-49	W 56-54 H			1956-57	W 80-65 H
1999-00	W 76-73 A		W 106-71 H	1950-51	L 55-90 A	Virginia Union (1-0)		1999-00	W 81-60 H
	W 85-72 H	1977-78	L 71-72 A	1951-52	W 84-63 H	1978-79	W 75-63 N		
2000-01	L 50-72 A	1978-79	W 99-78 H	1952-53	L 53-76 A			Wisconsin (0-1)	
	L 70-78 H	1980-81	W 97-64 H	1953-54	L 63-71 H	Wabash (0-3)		2011-12	L 57-60 N
2001-02	L 65-67 H	1986-87	W 89-65 H	1954-55	L 58-62 A	1907-08	L 7-27 H		
	W 67-62 A	1991-92	W 96-89 H	1955-56	W 74-67 H	1922-23	L 21-32 A		
2002-03	L 66-71 A	1994-95	W 90-56 H	1956-57	W 71-53 A	1924-25	L 14-15 A	Wittenberg (1-2)	
	L 65-70 H	1996-97	W 82-61 H	1957-58	W 80-65 H			1922-23	L 14-28 A
2003-04	L 66-76 A	2003-04	W 98-79 H	1958-59	W 64-62 A	Wake Forest (5-4)		1931-32	L 24-39 A
	W 61-58 H	2006-07	W 75-62 N	1959-60	W 68-64 H	1965-66	W 102-82 H	1965-66	W 87-59 H
2004-05	W 88-63 A	2008-09	W 83-63 H	1960-61	W 63-60 A	1966-67	W 88-82 A		
	W 67-62 H			1961-62	W 77-65 H	1982-83	L 68-75 H	Wofford (4-0)	
2005-06	L 62-69 A	Texas (4-2)		1962-63	W 80-69 A	1993-94	W 91-83 H	1995-96	W 97-59 H
	L 59-68 H	1950-51	L 49-55 N	1963-64	W 96-64 H	1994-95	L 51-63 A	1999-00	W 92-61 H
2006-07	W 82-81 H	1951-52	L 49-65 N	1964-65	W 85-67 A	1997-98	W 72-68 N	2000-01	W 75-53 H
	L 57-84 A	1952-53	W 84-66 H		W 85-62 H	1999-00	L 68-83 H	2003-04	W 90-59 H
2007-08	L 60-80 A	1954-55	W 94-67 H	1965-66	W 91-69 H	2006-07	L 78-88 A		
	W 72-69 H	1956-57	W 94-67 H		W 97-72 A	2007-08	W 83-80 H	Wyoming (1-0)	
2008-09	L 63-76 H	1988-89	W 94-79 H	2001-02	L 77-87 A			1958-59	W 70-65 H
	L 50-69 A			2002-03	W 66-46 H	Washington (Mo.) (1-1)			
2009-10	W 85-76 A	Texas A&M (1-0)				1948-49	W 47-43 A	Xavier (Ohio) (0-5)	
	W 90-71 H	1955-56	W 79-69 H	Tulsa (1-0)		1949-50	L 53-55 H	1935-36	L 37-39 A
2010-11	L 64-67 A			1950-51	W 56-49 N			1947-48	L 42-79 A
	L 51-60 H	TCU (4-1)				Wash. & Lee (2-1)			L 42-62 H
2011-12	W 65-47 H	1951-52	L 49-51 N	Union (2-0)		1916-17	L 8-26 A	1996-97	L 68-80 N
	L 61-68 A	1954-55	W 71-50 H	1911-12	W 95-24 A	1926-27	W 44-32 N	2011-12	L 70-82 H
		1963-64	W 113-56 H	1913-14	W 54-20 A	1954-55	W 104-88 H		
		2003-04	W 95-60 A	Utah State (2-0)				Yale (4-1)	
		2004-05	W 78-55 H	1987-88	W 80-77 N	Washington State (1-0)		1907-08	L 23-27 H
Chattanooga (13-3)				2007-08	W 77-56 N	2006-07	W 78-74 N	1952-53	W 95-67 H
1908-09	W 32-17 A	UTPA (1-0)						1959-60	W 76-65 H
	W 52-23 H	2004-05	W 90-54 H	Valparaiso (2-0)		Western Carolina (2-0)		1961-62	W 79-69 H
1921-22	W 20-13 A			1996-97	W 74-66 H	1982-83	W 81-66 H	1984-85	W 87-72 H
	L 24-29 A	Texas Tech (6-2)		2007-08	W 87-78 H	2000-01	W 85-63 H		
1922-23	W 28-27 A	1951-52	W 55-49 H			Western Ky. (14-11)			
1923-24	W 34-22 A	1953-54	W 75-71 H	Vermont (2-0)		1925-26	L 29-34 A		
1931-32	L 26-28 A	1960-61	W 80-78 A	1973-74	W 91-56 H	1926-27	W 40-20 A		
1936-37	W 34-28 H	1961-62	L 64-71 H	1984-85	W 73-55 H		L 25-26 H		
	L 29-30 A	1964-65	W 83-73 H	Villanova (0-1)		1929-30	W 32-18 A		
1937-38	W 44-30 A	1973-74	W 84-82 A	1993-94	L 73-80 N	1936-37	L 27-40 A		
1938-39	W 61-24 A	1974-75	W 95-86 H				L 15-35 H		
1948-49	W 66-51 A	1979-80	L 86-89 H	Virginia (5-1)		1937-38	L 25-39 H		
1949-50	W 75-40 H			1952-53	W 90-83 H		L 18-38 A		
1960-61	W 92-78 H	Texas Wesleyan (1-0)		1958-59	W 75-64 H	1938-39	L 31-51 A		
1986-87	W 93-64 H	1979-80	W 110-85 H	1989-90	W 68-64 H		W 53-49 H		
2001-02	W 69-57 N			1990-91	L 56-70 A	1939-40	L 25-36 H		
Tenn.-Martin (5-0)		Toledo (4-0)		1994-95	W 70-65 H	1945-46	L 32-45 H		
1993-94	W 102-66 H	1970-71	W 92-76 N	1995-96	W 61-48 A		L 29-42 A		
1997-98	W 87-57 H	2004-05	W 73-57 H	VCU (2-0)		1962-63	W 71-69 H		
1999-00	W 87-64 H	2006-07	W 98-93 W	1986-87	W 75-67 N	1963-64	W 82-60 A		
2003-04	W 94-60 H	2007-08	W 77-70 A	2008-09	W 71-66 N	1964-65	W 94-79 H		
2007-08	W 92-85 H					1965-66	W 72-69 H		
Tenn. State (7-0)		Transylvania (1-0)		VMI (3-0)		1966-67	W 76-70 A		
1973-74	W 67-66 H	1917-18	W 21-12 A	1957-58	W 105-74 H	1972-73	W 103-88 H		
1995-96	W 93-74 H			1963-64	W 87-71 H	1980-81	W 78-76 N		
1997-98	W 94-64 H	Tulane (23-11)		1990-91	W 79-60 H	1999-00	W 101-77 H		
2003-04	W 85-64 H	1920-21	W 32-13 H	Virginia Tech (2-5)		2000-01	W 70-66 A		
2004-05	W 87-65 H	1924-25	L 25-32 A	1922-23	L 23-26 N	2001-02	W 80-75 H		
2007-08	W 83-74 H	1925-26	L 20-21 A	1961-62	L 78-79 N	2009-10	L 69-76 N		
2009-10	W 84-71 H	1932-33	W 35-21 H			2010-11	W 82-62 H		
			W 39-22 H			Western Mich. (1-0)			
Tennessee Tech (14-5)			W 28-25 N			2003-04	W 71-58 N		
1929-30	L 37-42 A	1933-34	L 15-19 A						
1937-38	W 34-31 H		W 23-21 A						



VS. THE CONFERENCES

<u>America East</u>	<u>Record</u>	<u>Pct.</u>
Albany	-	-
Binghamton	-	-
Boston University	-	-
Hartford	-	-
Maine	-	-
Maryland-Baltimore County	-	-
New Hampshire	1-0	1.000
Stony Brook	-	-
Vermont	2-0	1.000
Total	3-0	1.000

<u>Atlantic Coast</u>	<u>Record</u>	<u>Pct.</u>
Boston College	4-4	.500
Clemson	8-5	.615
Duke	5-10	.333
Florida State	3-1	.750
Georgia Tech	39-32	.549
Maryland	0-1	.000
Miami (Fla.)	-	-
North Carolina	4-6	.400
North Carolina State	3-1	.775
Virginia	5-1	.833
Virginia Tech	2-5	.286
Wake Forest	5-4	.556
Total	78-70	.527

<u>Atlantic Sun</u>	<u>Record</u>	<u>Pct.</u>
East Tennessee State	8-0	1.000
Jacksonville	1-1	.500
Kennesaw State	-	-
Lipscomb	22-4	.846
Mercer	9-5	.643
North Florida	-	-
Stetson	1-0	1.000
Total	41-10	.804

<u>Atlantic 10</u>	<u>Record</u>	<u>Pct.</u>
Butler	0-3	.000
Charlotte	0-1	.000
Dayton	4-0	1.000
Duquesne	-	-
Fordham	0-1	.000
George Washington	2-0	1.000
La Salle	1-0	1.000
Massachusetts	2-0	1.000
Rhode Island	0-2	.000
Richmond	2-1	.667
Saint Louis	5-3	.625
St. Bonaventure	1-0	1.000
St. Joseph's (Pa.)	1-0	1.000
Temple	1-2	.333
Virginia Commonwealth	2-0	1.000
Xavier (Ohio)	0-5	.000
Total	21-18	.538

<u>Big East</u>	<u>Record</u>	<u>Pct.</u>
Cincinnati	1-6	.143
Connecticut	0-3	.000
DePaul	3-0	1.000
Georgetown	1-3	.250
Louisville	7-9	.438
Marquette	3-3	.500
Notre Dame	4-5	.444
Pittsburgh	1-1	.500
Providence	1-0	1.000
Rutgers	-	-
St. John's (N.Y.)	1-5	.167
Seton Hall	1-0	1.000
South Florida	2-1	.667
Syracuse	1-1	.500
Villanova	0-1	.000
Total	26-38	.400

<u>Big Sky</u>	<u>Record</u>	<u>Pct.</u>
Eastern Washington	-	-
Idaho State	-	-
Montana	-	-
Montana State	-	-
Northern Arizona	-	-
Northern Colorado	-	-
Portland State	-	-
Sacramento State	-	-
Southern Utah	-	-
Weber State	-	-
Cal Poly	-	-
UC-Davis	-	-
Total	0-0	.000

<u>Big South</u>	<u>Record</u>	<u>Pct.</u>
Campbell	1-0	1.000
Charleston Southern	-	-
Coastal Carolina	-	-
Gardner-Webb	-	-
High Point	1-0	1.000
Liberty	1-0	1.000
Longwood	1-0	1.000
UNC-Asheville	3-0	1.000
Presbyterian	1-0	1.000
Radford	-	-
Virginia Military Institute	3-0	1.000
Winthrop	-	-
Total	11-0	1.000

<u>Big Ten</u>	<u>Record</u>	<u>Pct.</u>
Illinois	3-6	.333
Indiana	3-6	.333
Iowa	-	-
Michigan	2-6	.250
Michigan State	1-0	1.000
Minnesota	0-4	.000
Nebraska	5-2	.714
Northwestern	4-1	.800
Ohio State	4-3	.571
Penn State	2-1	.666
Purdue	1-1	.500
Wisconsin	0-1	.000
Total	25-31	.446

<u>Big 12</u>	<u>Record</u>	<u>Pct.</u>
Baylor	8-1	.889
Iowa State	3-4	.429
Kansas	2-2	.500
Kansas State	4-5	.444
Oklahoma	2-0	1.000
Oklahoma State	1-1	.500
Texas	4-2	.666
TCU	4-1	.800
Texas Tech	6-2	.750
West Virginia	0-1	.000
Total	38-21	.644

<u>Big West</u>	<u>Record</u>	<u>Pct.</u>
Cal-State Northridge	1-0	1.000
UC-Irvine	-	-
UC-Santa Barbara	-	-
UC-Riverside	-	-
Cal-Poly SLO	1-0	1.000
Cal-State Fullerton	-	-
Long Beach State	1-0	1.000
Pacific	-	-
Total	3-0	1.000

<u>Colonial</u>	<u>Record</u>	<u>Pct.</u>
Delaware	-	-
Drexel	-	-
George Mason	-	-

Georgia State	1-0	1.000
Hofstra	1-0	1.000
James Madison	1-0	1.000
UNC-Wilmington	1-0	1.000
Northeastern	-	-
Old Dominion	-	-
Towson	-	-
William & Mary	4-0	1.000
Total	8-0	1.000

<u>Conference USA</u>	<u>Record</u>	<u>Pct.</u>
Alabama-Birmingham	4-1	.800
Central Florida	-	-
East Carolina	1-0	1.000
Houston	1-1	.500
Marshall	-	-
Memphis	8-6	.571
Rice	15-3	.833
Southern Methodist	14-6	.700
Southern Mississippi	1-1	.500
UTEP	-	-
Tulane	23-10	.697
Tulsa	1-0	1.000
Total	68-28	.708

<u>Great West</u>	<u>Record</u>	<u>Pct.</u>
Chicago State	-	-
Houston Baptist	-	-
New Jersey Inst. of Tech.	-	-
North Dakota	-	-
Texas Pan-American	1-0	1.000
Utah Valley	-	-
Total	1-0	1.000

<u>Ivy League</u>	<u>Record</u>	<u>Pct.</u>
Brown	-	-
Columbia	2-1	.666
Cornell	2-0	1.000
Dartmouth	2-2	.500
Harvard	2-0	1.000
Pennsylvania	2-1	.666
Princeton	4-0	1.000
Yale	4-1	.800
Total	18-5	.783

<u>Metro Atlantic Athletic</u>	<u>Record</u>	<u>Pct.</u>
Canisius	-	-
Fairfield	-	-
Iona	2-0	1.000
Loyola (Md.)	-	-
Manhattan	2-0	1.000
Marist	-	-
Niagra	-	-
Rider	-	-
St. Peter's	-	-
Siena	0-1	.000
Total	4-1	.800

<u>Mid-American</u>	<u>Record</u>	<u>Pct.</u>
Akron	-	-
Ball State	-	-
Bowling Green	2-0	1.000
Buffalo	-	-
Central Michigan	1-0	1.000
Eastern Michigan	-	-
Kent	-	-
Miami (Ohio)	4-1	.800
Northern Illinois	-	-
Ohio	1-0	1.000
Toledo	4-0	1.000
Western Michigan	1-0	1.000
Total	13-1	.929



VS. THE CONFERENCES

<u>Mid-Eastern Athletic</u>	<u>Record</u>	<u>Pct.</u>
Bethune-Cookman	-	-
Coppin State	-	-
Delaware State	-	-
Florida A&M	1-0	1.000
Hampton	1-0	1.000
Howard	2-1	.667
Maryland-Eastern Shore	-	-
Morgan State	-	-
Norfolk State	-	-
North Carolina A&T State	2-0	1.000
South Carolina State	1-0	1.000
Total	7-1	.875

<u>Horizon League</u>	<u>Record</u>	<u>Pct.</u>
Cleveland State	1-1	.500
Detroit Mercy	-	-
Illinois-Chicago	0-1	.000
Loyola (Chicago)	0-3	.000
Valparaiso	2-0	1.000
Wisconsin-Green Bay	-	-
Wisconsin-Milwaukee	-	-
Wright State	-	-
Youngstown State	-	-
Total	3-5	.375

<u>Missouri Valley</u>	<u>Record</u>	<u>Pct.</u>
Bradley	3-0	1.000
Creighton	0-3	.000
Drake	1-1	.500
Evansville	2-4	.333
Illinois State	1-0	1.000
Indiana State	1-2	.333
Northern Iowa	-	-
Southern Illinois	1-1	.500
Southwest Missouri State	-	-
Wichita State	1-0	1.000
Total	10-11	.476

<u>Mountain West</u>	<u>Record</u>	<u>Pct.</u>
Air Force	2-0	1.000
Boise State	-	-
Colorado State	-	-
Fresno State	-	-
Hawaii	2-0	1.000
Nevada	-	-
Nevada-Las Vegas	-	-
New Mexico	3-0	1.000
San Diego State	-	-
Wyoming	1-0	1.000
Total	8-0	1.000

<u>Northeast Conference</u>	<u>Record</u>	<u>Pct.</u>
Central Connecticut State	-	-
Fairleigh Dickinson	-	-
Long Island	-	-
Monmouth	1-1	.500
Mount State Mary's (Md.)	-	-
Quinnipiac	-	-
Robert Morris	-	-
Sacred Heart	-	-
St. Francis (N.Y.)	-	-
St. Francis (Pa.)	1-0	1.000
Wagner	-	-
Total	2-1	.667

<u>Ohio Valley</u>	<u>Record</u>	<u>Pct.</u>
Austin Peay	13-1	.929
Belmont	4-0	1.000
Eastern Illinois	-	-
Eastern Kentucky	3-0	1.000
Jacksonville State	1-0	1.000
Morehead State	4-0	1.000

Murray State	3-2	.600
Southern Illinois-Edwardsville	-	-
Southeast Missouri State	1-0	1.000
Tennessee State	7-0	1.000
Tennessee Tech	14-5	.737
Tennessee-Martin	5-0	1.000
Total	55-8	.873

<u>Pacific 10</u>	<u>Record</u>	<u>Pct.</u>
Arizona	2-0	1.000
Arizona State	0-3	.000
California	-	-
Colorado	-	-
Oregon	5-2	.714
Oregon State	1-0	1.000
Southern California	1-4	.200
Stanford	0-2	.000
UCLA	1-0	1.000
Utah	-	-
Washington	-	-
Washington State	1-0	1.000
Total	11-11	.500

<u>Patriot League</u>	<u>Record</u>	<u>Pct.</u>
American	1-0	1.000
Army	3-0	1.000
Bucknell	1-0	1.000
Colgate	1-0	1.000
Holy Cross	2-1	.666
Lafayette	1-0	1.000
Lehigh	2-0	1.000
Navy	2-2	.500
Total	13-3	.813

<u>Southeastern</u>	<u>Record</u>	<u>Pct.</u>
Alabama	65-65	.500
Arkansas	9-17	.346
Auburn	82-51	.617
Florida	64-60	.516
Georgia	88-48	.647
Kentucky	45-136	.249
Louisiana State	60-48	.556
Mississippi	74-39	.655
Mississippi State	74-45	.622
Missouri	3-2	.600
South Carolina	26-24	.520
Tennessee	69-110	.385
Texas A&M	1-0	1.000
Total	660-645	.506

<u>Southern</u>	<u>Record</u>	<u>Pct.</u>
Appalachian State	3-1	.750
The Citadel	5-0	1.000
College of Charleston	2-0	1.000
Davidson	4-1	.800
Elon	1-0	1.000
Furman	6-1	.857
Georgia Southern	1-0	1.000
UNC Greensboro	2-0	1.000
Samford	4-0	1.000
UT Chattanooga	13-3	.813
Western Carolina	2-0	1.000
Wofford	4-0	1.000
Total	47-6	.887

<u>Southland</u>	<u>Record</u>	<u>Pct.</u>
Central Arkansas	1-0	1.000
Lamar	-	-
McNeese State	-	-
Nicholls State	1-0	1.000
New Orleans	3-0	1.000
Northwestern State (La.)	-	-
Oral Roberts	-	-

Sam Houston State	-	-
Southeastern Louisiana	2-0	1.000
Stephen F. Austin	-	-
Texas A&M-Corpus Christi	-	-
Total	7-0	1.000

<u>Southwestern Athletic</u>	<u>Record</u>	<u>Pct.</u>
Alabama A&M	5-0	1.000
Alabama State	-	-
Alcorn State	-	-
Arkansas-Pine Bluff	-	-
Grambling State	1-0	1.000
Jackson State	-	-
Mississippi Valley State	1-0	1.000
Prairie View A&M	-	-
Southern	-	-
Texas Southern	-	-
Total	7-0	1.000

<u>Summit League</u>	<u>Record</u>	<u>Pct.</u>
IPFW	-	-
IUPUI	2-0	1.000
Missouri-Kansas City	-	-
Nebraska Omaha	-	-
North Dakota St.	-	-
Oakland	-	-
South Dakota	-	-
South Dakota St.	-	-
Western Illinois	-	-
Total	2-0	1.000

<u>Sun Belt</u>	<u>Record</u>	<u>Pct.</u>
Arkansas-Little Rock	1-0	1.000
Arkansas State	3-0	1.000
Florida Atlantic	-	-
Florida International	-	-
Louisiana-Lafayette	1-0	1.000
Louisiana-Monroe	-	-
Middle Tennessee State	29-4	.879
North Texas	-	-
South Alabama	1-0	1.000
Troy	-	-
Western Kentucky	14-11	.560
Total	49-15	.766

<u>West Coast</u>	<u>Record</u>	<u>Pct.</u>
Brigham Young	1-0	1.000
Gonzaga	-	-
Loyola Marymount	-	-
Pepperdine	-	-
Portland	2-0	1.000
St. Mary's (Calif.)	2-0	1.000
San Diego	-	-
San Francisco	1-0	1.000
Santa Clara	-	-
Total	6-0	1.000

<u>Western Athletic</u>	<u>Record</u>	<u>Pct.</u>
Denver	-	-
Idaho	-	-
Louisiana Tech	1-1	.500
New Mexico State	3-0	1.000
San Jose State	-	-
Seattle	-	-
Texas-Arlington	-	-
Texas-San Antonio	-	-
Texas State	-	-
Utah State	2-0	1.000
Total	6-1	.857



NON-CONFERENCE OPPONENTS

Nicholls State

Nov. 10 • Memorial Gym

Team Information

Head Coach: J.P. Piper, 9th year

Overall Record: 88-143 (8)

School Record: same

2011-12 Overall Record: 10-20

2011-12 Southland Record: 6-10

Media Relations

Contact: Clyde Verdin

Phone: 985/448-4281

E-mail: clyde.verdin@nichols.edu

Oregon

Nov. 16 • Eugene, Ore.

Team Information

Head Coach: Dana Altman, 3rd year

Overall Record: 455-271 (23)

School Record: 45-28 (2)

2011-12 Overall Record: 24-10

2011-12 Pac 12 Record: 13-5

Media Relations

Contact: Andy McNamara

Phone: 541/346-2253

E-mail: mcnamara@uoregon.edu

Davidson

2012 Old Spice Classic

Nov. 22 • Orlando, Fla.

Team Information

Head Coach: Bob McKillop, 24th year

Overall Record: 426-271 (23)

School Record: same

2011-12 Overall Record: 25-8

2011-12 SoCon Record: 16-2

Media Relations

Contact: Joey Beeler

Phone: 704/894-2123

E-mail: jobeeler@davidson.edu

West Virginia (Poss. Opp.)

Nov. 23 • Orlando, Fla.

Team Information

Head Coach: Bob Huggins, 31st year

Overall Record: 710-267 (30)

School Record: 120-56 (5)

2011-12 Overall Record: 19-14

2011-12 Big East Record: 9-9

Media Relations

Contact: Bryan Messerly

Phone: 304/293-2821

E-mail: bryan.messerly@mail.wvu.edu

Marist (Poss. Opp.)

Nov. 23 • Orlando, Fla.

Team Information

Head Coach: Chuck Martin, 5th year

Overall Record: 31-97 (4)

School Record: 31-97 (4)

2011-12 Overall Record: 14-18

2011-12 MAAC Record: 7-11

Media Relations

Contact: Alex Lumb

Phone: 845/575-3000

E-mail: Alexander.Lumb@Marist.edu

Gonzaga (Possible Opp.)

Nov. 25 • Orlando, Fla.

Team Information

Head Coach: Mark Few, 14th year

Overall Record: 342-90 (13)

School Record: same

2011-12 Overall Record: 26-7

2011-12 Big West Record: 13-3

Media Relations

Contact: Oliver Pierce

Phone: 509/313-6373

E-mail: pierce@athletics.gonzaga.edu

Oklahoma (Possible Opp.)

Nov. 25 • Orlando, Fla.

Team Information

Head Coach: Lon Kruger, 27th year

Overall Record: 494-320 (26)

School Record: 15-16 (1)

2011-12 Overall Record: 15-16

2011-12 Big 12 Record: 5-11

Media Relations

Contact: Mike Houck

Phone: 405/325-8227

E-mail: mhouck@ou.edu

UTEP (Possible Opp.)

Nov. 25 • Orlando, Fla.

Team Information

Head Coach: Tim Floyd, 19th year

Overall Record: 368-207 (18)

School Record: 40-27 (2)

2011-12 Overall Record: 15-17

2011-12 C-USA Record: 7-9

Media Relations

Contact: Jeff Darby

Phone: 915/747-6652

E-mail: jdarby@utep.edu

Clemson (Possible Opp.)

Nov. 25 • Orlando, Fla.

Team Information

Head Coach: Brad Brownell, 11th year

Overall Record: 205-112 (10)

School Record: 38-27 (2)

2011-12 Overall Record: 16-15

2011-12 ACC Record: 8-8

Media Relations

Contact: Philip Sikes

Phone: 864/656-2114

E-mail: phillips@clemson.edu

Villanova

Dec. 1 • Memorial Gym

Team Information

Head Coach: Jay Wright, 19th year

Overall Record: 359-215 (18)

School Record: 237-130 (11)

2011-12 Overall Record: 13-19

2011-12 Big East Record: 5-13

Media Relations

Contact: Mike Sheridan

Phone: 610/519-4145

E-mail: michael.sheridan@villanova.edu

Xavier

Dec. 6 • Cincinnati, Ohio

Team Information

Head Coach: Chris Mack, 4th year

Overall Record: 73-30 (3)

School Record: same

2011-12 Overall Record: 23-13

2011-12 A-10 Record: 10-6

Media Relations

Contact: Tom Eiser

Phone: 513/745-3124

E-mail: eiser@xavier.edu

Alabama A&M

Dec. 15 • Memorial Gym

Team Information

Head Coach: Willie Hayes

Overall Record: 7-21 (1)

School Record: same

2011-12 Overall Record: 7-21

2011-12 SWAC Record: 5-13

Media Relations

Contact: Brandon Willis

Phone: 256/372-4005

E-mail: brandon.willis@aamu.edu

Cornell

Dec. 17 • Memorial Gym

Team Information

Head Coach: Bill Courtney, 3rd year

Overall Record: 22-34 (2)

School Record: same

2011-12 Overall Record: 12-16

2011-12 Ivy League Record: 7-7

Media Relations

Contact: Jeremy Hartigan

Phone: 607/255-9788

E-mail: jh295@cornell.edu

MTSU

Dec. 21 • Bridgestone Arena

Team Information

Head Coach: Kermit Davis, 18th year

Overall Record: 317-208 (17)

School Record: 180-133 (10)

2011-12 Overall Record: 27-7

2011-12 Sun Belt Record: 14-2

Media Relations

Contact: Leslie Wilhite

Phone: 615/904-8115

E-mail: wilhite@goblueraiders.com

Butler

Dec. 29 • Memorial Gym

Team Information

Head Coach: Brad Stevens, 6th year

Overall Record: 139-40 (5)

School Record: 139-40 (5)

2011-12 Overall Record: 22-15

2011-12 Horizon Record: 11-7

Media Relations

Contact: Jim McGrath

Phone: 317/940-9414

E-mail: jmcgrath@butler.edu

William & Mary

Jan. 2 • Memorial Gym

Team Information

Head Coach: Tony Shaver, 27th year

Overall Record: 461-293 (26)

School Record: 103-172 (9)

2011-12 Overall Record: 6-26

2011-12 Colonial League Record: 4-14

Media Relations

Contact: Kris Sears

Phone: 757/221-3368

E-mail: kasear@wm.edu



SEC OPPONENTS

Kentucky
Jan. 10 • Memorial Gym
Feb. 20 • Lexington, Ky.
Team Information
 Head Coach: John Calipari, 21st year
 Overall Record: 547-154 (20)
 School Record: 102-14 (2)
 2011-12 Overall Record: 38-2
 2011-12 SEC Record: 16-0
Media Relations
 Contact: John Hayden
 Phone: 859/257-3838
 E-mail: john.hayden@uky.edu

Auburn
Jan. 23 • Memorial Gym
Mar. 2 • Auburn, Ala.
Team Information
 Head Coach: Tony Barbee, 7th year
 Overall Record: 108-88 (6)
 School Record: 26-26 (2)
 2011-12 Overall Record: 15-16
 2011-12 SEC Record: 5-11
Media Relations
 Contact: Chuck Gallina
 Phone: 334/844-9800
 E-mail: chuckg@auburn.edu

LSU
Feb. 6 • Baton Rouge, La.
Team Information
 Head Coach: Johnny Jones, 13th year
 Overall Record: 205-162 (12)
 School Record: First year
 2011-12 Overall Record: 18-15
 2011-12 SEC Record: 7-9
Media Relations
 Contact: Kent Lowe
 Phone: 225/578-1864
 E-mail: clowe@lsu.edu

Florida
Mar. 6 • Gainesville, Fla.
Team Information
 Head Coach: Billy Donovan, 18th year
 Overall Record: 421-178 (18)
 School Record: 386-158 (16)
 2011-12 Overall Record: 26-11
 2011-12 SEC Record: 10-6
Media Relations
 Contact: Denver Parier
 Phone: 352/375-4683 x 6119
 E-mail: DenverP@gators.uua.ufl.edu

Arkansas
Jan. 12 • Fayetteville, Ark.
Feb. 9 • Memorial Gym
Team Information
 Head Coach: Mike Anderson, 2nd year
 Overall Record: 218-112 (10)
 School Record: 18-14 (1)
 2011-12 Overall Record: 18-14
 2011-12 SEC Record: 6-10
Media Relations
 Contact: Phil Pierce
 Phone: 479/575-7430
 E-mail: ppierce@uark.edu

Missouri
Jan. 26 • Columbia, Mo.
Team Information
 Head Coach: Frank Haith, 9th year
 Overall Record: 159-106 (8)
 School Record: 30-5 (1)
 2011-12 Overall Record: 30-5
 2011-12 Big 12 Record: 14-4
Media Relations
 Contact: David Reiter
 Phone: 573/884-2437
 E-mail: reiterd@missouri.edu

Texas A&M
Feb. 16 • Memorial Gym
Team Information
 Head Coach: Billy Kennedy, 2nd season
 Overall Record: 225-197 (14)
 School Record: 14-18 (1)
 2011-12 Overall Record: 14-18
 2011-12 Big 12 Record: 4-14
Media Relations
 Contact: Adam Quisenberry
 Phone: 979/862-5453
 E-mail: aquisenberry@athletics.tamu.edu

Ole Miss
Jan. 15 • Memorial Gym
Team Information
 Head Coach: Andy Kennedy, 8th year
 Overall Record: 146-91 (7)
 School Record: 125-78 (6)
 2011-12 Overall Record: 20-14
 2011-12 SEC Record: 8-8
Media Relations
 Contact: Daniel Snowden
 Phone: 662/915-7509
 E-mail: desnowde@olemiss.edu

Tennessee
Jan. 29 • Knoxville, Tenn.
Feb. 13 • Memorial Gym
Team Information
 Head Coach: Cuonzo Martin, 2nd year
 Overall Record: 80-56 (4)
 School Record: 19-15 (1)
 2011-12 Overall Record: 19-15
 2011-12 SEC Record: 10-6
Media Relations
 Contact: Tom Satkowiak
 Phone: 865/974-7501
 E-mail: tomsid@utk.edu

Mississippi State
Jan. 23 • Starkville, Miss.
Team Information
 Head Coach: Rick Ray
 Overall Record: first year
 School Record: first year
 2011-12 Overall Record: 21-12
 2011-12 SEC Record: 8-8
Media Relations
 Contact: Gregg Ellis
 Phone: 662/325-3595
 E-mail: gellis@athletics.msstate.edu

South Carolina
Jan. 19 • Columbia, S.C.
Mar. 9 • Memorial Gym
Team Information
 Head Coach: Frank Martin, 6th year
 Overall Record: 117-54 (5)
 School Record: first year
 2011-12 Overall Record: 10-21
 2011-12 SEC Record: 2-14
Media Relations
 Contact: Emily Feeney-Molinari
 Phone: 803/727-3284
 E-mail: efeeney@mailbox.sc.edu

Alabama
Feb. 2 • Memorial Gym
Team Information
 Head Coach: Anthony Grant, 7th year
 Overall Record: 139-64 (6)
 School Record: 63-39 (3)
 2011-12 Overall Record: 21-12
 2011-12 SEC Record: 9-7
Media Relations
 Contact: TBA
 Phone: 205/348-5401
 E-mail: TBA

Georgia
Feb. 27 • Memorial Gym
Team Information
 Head Coach: Mark Fox, 9th year
 Overall Record: 173-89 (8)
 School Record: 50-46 (3)
 2011-12 Overall Record: 15-17
 2011-12 SEC Record: 5-11
Media Relations
 Contact: Tim Hix
 Phone: 706/542-1621
 E-mail: thix@sports.uga.edu



SEC ONLY COMPOSITE SCHEDULE

ALL TIMES EASTERN

JANUARY

January 8 (Tuesday)

Alabama at Missouri ESPN 7:00 p.m.

January 9 (Wednesday)

Georgia at Florida CSS 7:00 p.m.
Ole Miss at Tennessee SEC Network 8:00 p.m.
South Carolina at Mississippi State ESPN3 8:00 p.m.
Arkansas at Texas A&M ESPNU 9:00 p.m.
LSU at Auburn CSS 9:00 p.m.

January 10 (Thursday)

Kentucky at Vanderbilt ESPN/2 9:00 p.m.

January 12 (Saturday)

Tennessee at Alabama ESPN2 1:00 p.m.
Auburn at South Carolina SEC Network 1:30 p.m.
Mississippi State at Georgia SEC Network 1:30 p.m.
Florida at LSU ESPNU 4:00 p.m.
Texas A&M at Kentucky SEC Network 4:00 p.m.
Vanderbilt at Arkansas FSN 6:00 p.m.
Missouri at Ole Miss FSN 8:00 p.m.

January 15 (Tuesday)

Tennessee at Kentucky ESPN 7:00 p.m.
Ole Miss at Vanderbilt ESPNU 9:00 p.m.

January 16 (Wednesday)

Auburn at Arkansas SEC Network 8:00 p.m.
Georgia at Missouri SEC Network 8:00 p.m.
South Carolina at LSU ESPN3 8:00 p.m.
Alabama at Mississippi State CSS 9:00 p.m.

January 17 (Thursday)

Florida at Texas A&M ESPN/2 7:00 p.m.

January 19 (Saturday)

Arkansas at Ole Miss SEC Network 1:30 p.m.
Vanderbilt at South Carolina SEC Network 1:30 p.m.
Missouri at Florida ESPN 2:00 p.m.
Mississippi State at Tennessee SEC Network 4:00 p.m.
LSU at Georgia CSS 8:00 p.m.
Texas A&M at Alabama FSN 6:00 p.m.
Kentucky at Auburn ESPNU 9:00 p.m.

January 22 (Tuesday)

South Carolina at Missouri ESPNU 7:00 p.m.
Kentucky at Alabama ESPN 9:00 p.m.

January 23 (Wednesday)

Florida at Georgia SEC Network 8:00 p.m.
Texas A&M at LSU SEC Network 8:00 p.m.
Auburn at Vanderbilt ESPN3 8:00 p.m.
Mississippi State at Arkansas CSS 9:00 p.m.

January 24 (Thursday)

Tennessee at Ole Miss ESPN/2 7:00 p.m.

January 26 (Saturday)

Arkansas at South Carolina SEC Network 1:30 p.m.
Alabama at Tennessee ESPN/2 2:00 p.m.
LSU at Kentucky SEC Network 4:00 p.m.
Vanderbilt at Missouri ESPNU 5:00 p.m.
Georgia at Texas A&M FSN 6:00 p.m.
Florida at Mississippi State ESPN2 8:00 p.m.
Ole Miss at Auburn FSN 8:00 p.m.

January 29 (Tuesday)

Vanderbilt at Tennessee ESPNU 7:00 p.m.
Kentucky at Ole Miss ESPN 9:00 p.m.

January 30 (Wednesday)

Auburn at Georgia CSS 7:00 p.m.
Missouri at LSU SEC Network 8:00 p.m.
South Carolina at Florida SEC Network 8:00 p.m.
Texas A&M at Mississippi State CSS 9:00 p.m.

January 31 (Thursday)

Arkansas at Alabama ESPN/2 9:00 p.m.

FEBRUARY

February 2 (Saturday)

Auburn at Missouri SEC Network 1:30 p.m.
Georgia at South Carolina SEC Network 1:30 p.m.
Alabama at Vanderbilt SEC Network 4:00 p.m.
Tennessee at Arkansas ESPN2 4:00 p.m.
LSU at Mississippi State FSN 5:30 p.m.
Kentucky at Texas A&M ESPN 6:00 p.m.
Ole Miss at Florida ESPNU 7:00 p.m.

February 5 (Tuesday)

Florida at Arkansas ESPN 7:00 p.m.
South Carolina at Kentucky ESPNU 9:00 p.m.

February 6 (Wednesday)

Alabama at Auburn SEC Network 8:00 p.m.
Georgia at Tennessee SEC Network 8:00 p.m.
Vanderbilt at LSU ESPN3 8:00 p.m.
Mississippi State at Ole Miss CSS 9:00 p.m.

February 7 (Thursday)

Missouri at Texas A&M ESPN/2 9:00 p.m.

February 9 (Saturday)

Ole Miss at Missouri CBS Sports 1:00 p.m.
Arkansas at Vanderbilt SEC Network 1:30 p.m.
Auburn at Kentucky SEC Network 4:00 p.m.
Texas A&M at Georgia ESPNU 5:00 p.m.
Mississippi State at Florida FSN 5:00 p.m.
LSU at Alabama ESPN2 8:00 p.m.

February 10 (Sunday)

Tennessee at South Carolina FSN 1:00 p.m.

February 12 (Tuesday)

Kentucky at Florida ESPN 7:00 p.m.
Alabama at Georgia ESPNU 9:00 p.m.

February 13 (Wednesday)

Missouri at Mississippi State SEC Network 8:00 p.m.
Tennessee at Vanderbilt SEC Network 8:00 p.m.
Arkansas at Auburn CSS 9:00 p.m.
Ole Miss at Texas A&M CSS 7:00 p.m.

February 14 (Thursday)

LSU at South Carolina ESPN/2 7:00 p.m.

February 16 (Saturday)

Kentucky at Tennessee CBS Sports 1:00 p.m.
Florida at Auburn SEC Network 1:30 p.m.
South Carolina at Alabama SEC Network 4:00 p.m.
Missouri at Arkansas ESPN/2 4:00 p.m.
Mississippi State at LSU ESPNU 5:00 p.m.
Texas A&M at Vanderbilt FSN 6:30 p.m.
Georgia at Ole Miss ESPN2 8:00 p.m.

February 19 (Tuesday)

LSU at Tennessee ESPNU 7:00 p.m.
Florida at Missouri ESPN 9:00 p.m.

February 20 (Wednesday)

Mississippi State at Alabama SEC Network 8:00 p.m.
Vanderbilt at Kentucky SEC Network 8:00 p.m.

Texas A&M at Auburn ESPN3 8:00 p.m.
Ole Miss at South Carolina CSS 7:00 p.m.

February 21 (Thursday)

Georgia at Arkansas ESPN/2 7:00 p.m.

February 23 (Saturday)

Alabama at LSU SEC Network 1:30 p.m.
Vanderbilt at Mississippi State SEC Network 1:30 p.m.
South Carolina at Georgia CBS Sports 2:00 p.m.
Tennessee at Texas A&M SEC Network 4:00 p.m.
Auburn at Ole Miss FSN 5:00 p.m.
Arkansas at Florida ESPNU 7:00 p.m.
Missouri at Kentucky ESPN 9:00 p.m.

February 26 (Tuesday)

Auburn at Alabama ESPNU 7:00 p.m.
Florida at Tennessee ESPN 9:00 p.m.

February 27 (Wednesday)

Arkansas at LSU SEC Network 8:00 p.m.
Mississippi State at Kentucky SEC Network 8:00 p.m.
Georgia at Vanderbilt FSN 9:00 p.m.
Texas A&M at Ole Miss CSS 9:00 p.m.

February 28 (Thursday)

Missouri at South Carolina ESPN/2 9:00 p.m.

MARCH

March 2 (Saturday)

Alabama at Florida ESPN/2 Noon
Tennessee at Georgia SEC Network 1:30 p.m.
Kentucky at Arkansas CBS Sports 4:00 p.m.
LSU at Missouri SEC Network 4:00 p.m.
Ole Miss at Mississippi State FSN 5:00 p.m.
South Carolina at Texas A&M ESPNU 7:00 p.m.
Vanderbilt at Auburn ESPN2 9:00 p.m.

March 5 (Tuesday)

Arkansas at Missouri ESPN 7:00 p.m.
Alabama at Ole Miss ESPNU 9:00 p.m.

March 6 (Wednesday)

Vanderbilt at Florida SEC Network 8:00 p.m.
LSU at Texas A&M SEC Network 8:00 p.m.
Tennessee at Auburn CSS 9:00 p.m.
Mississippi State at South Carolina ESPN3 7:00 p.m.

March 7 (Thursday)

Kentucky at Georgia ESPN/2 7:00 p.m.

March 9 (Saturday)

Florida at Kentucky CBS Sports Noon
Ole Miss at LSU SEC Network 1:30 p.m.
South Carolina at Vanderbilt SEC Network 1:30 p.m.
Texas A&M at Arkansas ESPNU 2:00 p.m.
Georgia at Alabama SEC Network 4:00 p.m.
Missouri at Tennessee ESPN/2 4:00 p.m.
Auburn at Mississippi State FSN 5:30 p.m.

VANDERBILT®



2012-13 Basketball



Rod Odom
Junior Forward



Kedren Johnson
Sophomore Guard



Kyle Fuller
Junior Guard



Kevin Stallings
Two-Time SEC Coach of the Year



**2012 SEC
Tournament Champs**



Festus Ezeli
Golden State Warriors



John Jenkins
Atlanta Hawks



Jeffery Taylor
Charlotte Bobcats

3 NBA Draft Picks In 2012

VANDERBILT®



2012-13 Schedule

Date	Opponent	Location	Time	TV
Fri., Nov. 2	St. Xavier (Ill.)+	Memorial Gym	7 p.m.	none
Mon., Nov. 5	Delta State+	Memorial Gym	7 p.m.	none
Sat., Nov. 10	Nicholls State	Memorial Gym	TBA	vucommodores.com
Fri., Nov. 16	Oregon	Eugene, Ore.	10 p.m.	Pac 12 Network
2012 Old Spice Classic				
Thurs., Nov. 22	Davidson	Orlando, Fla.	1 p.m.	ESPN2
Fri., Nov. 23	West Virginia/Marist	Orlando, Fla.	11:30 a.m./2 p.m.	ESPN/ESPNU
Sun., Nov. 25	TBA	Orlando, Fla.	TBA	ESPN/ESPN2/ESPNU
Sat., Dec. 1	Villanova	Memorial Gym	4 p.m.	ESPN2
Thurs., Dec. 6	Xavier	Cincinnati, Ohio	6:30 p.m.	ESPNU
Sat., Dec. 15	Alabama A&M	Memorial Gym	7 p.m.	vucommodores.com
Mon., Dec. 17	Cornell	Memorial Gym	8 p.m.	ESPNU
Fri., Dec. 21	MTSU	Nashville, Tenn. (Bridgestone)	8 p.m.	ESPNU
Sat., Dec. 29	Butler	Memorial Gym	7 p.m.	ESPNU
Wed., Jan. 2	William & Mary	Memorial Gym	7 p.m.	CSS
Thurs., Jan. 10	Kentucky*	Memorial Gym	8 p.m.	ESPN/ESPN2
Sat., Jan. 12	Arkansas*	Fayetteville, Ark.	5 p.m.	FSN
Tues., Jan. 15	Ole Miss*	Memorial Gym	8 p.m.	ESPNU
Sat., Jan. 19	South Carolina*	Columbia, S.C.	12:30 p.m.	SEC Network
Wed., Jan. 23	Auburn*	Memorial Gym	7 p.m.	ESPN3
Sat., Jan. 26	Missouri*	Columbia, Mo.	4 p.m.	ESPNU
Tues., Jan. 29	Tennessee*	Knoxville, Tenn.	6 p.m.	ESPNU
Sat., Feb. 2	Alabama*	Memorial Gym	3 p.m.	SEC Network
Wed., Feb. 6	LSU*	Baton Rouge, La.	7 p.m.	ESPN3
Sat., Feb. 9	Arkansas*	Memorial Gym	12:30 p.m.	SEC Network
Wed., Feb. 13	Tennessee*	Memorial Gym	7 p.m.	SEC Network
Sat., Feb. 16	Texas A&M*	Memorial Gym	5:30 p.m.	FSN
Wed., Feb. 20	Kentucky*	Lexington, Ky.	7 p.m.	SEC Network
Sat., Feb. 23	Mississippi State*	Starkville, Miss.	12:30 p.m.	SEC Network
Wed., Feb. 27	Georgia*	Memorial Gym	8 p.m.	FSN
Sat., Mar. 2	Auburn*	Auburn, Ala.	8 p.m.	ESPN2
Wed., Mar. 6	Florida*	Gainesville, Fla.	7 p.m.	SEC Network
Sat., Mar. 9	South Carolina*	Memorial Gym	12:30 p.m.	SEC Network
Wed.-Sun., Mar. 13-17	SEC Tournament	Nashville, Tenn.	TBA	SEC Network/ABC
Tues.-Wed., Mar. 19-20	NCAA First Four	Dayton, Ohio	TBA	truTV
Thurs.-Sun., Mar. 21-24	NCAA 2nd & 3rd Rounds	TBA	TBA	TBA
Thurs.-Sun., Mar. 28-31	NCAA Regionals	TBA	TBA	CBS
Sat.-Mon., April 6-8	NCAA Final Four	Atlanta, Ga.	TBA	CBS

+ Exhibition; * SEC Game; **Bold** - Home game; All Times Central